


... the world's

finest
communication
equipment ...

*Quality
Products*



THE TECHNICAL MATERIEL CORP.

MAMARONECK, NEW YORK

The Technical Materiel Corporation and its subsidiaries, T. M. C. Industrial Corp., — T. M. C. (Canada) Limited and Technical Materiel Development (Canada) Ltd., provide a complete integrated service in . . .

. . . communication equipment engineering and production facilities .

Over forty distinct products, plus a competent and alert plant and field engineering group have placed us in a commanding position wherever communications facilities are required.

Whether it be a "round robin" transmit/receive HF system for Korea, receivers for the Canadian Services, or a remote control system for our own Navy — TMC invariably produces a long term, trouble free installation. We count among our customers practically every communications entity in the United States and our equipment is in use in 45 or more foreign countries. Our products are internationally advertised with a large commercial and amateur following.

Five plants are already in operation and a sixth and much larger unit is presently being contemplated.

HOME OFFICE: Mamaroneck, N. Y.

Our products include HF Transmitters and Receivers, Remote Control Systems, Precision Oscillators, Frequency Shift Terminals, Tone Channeling Equipment, Broadband Receiving and Transmitting Transformers.







T.M.C. *Canada* LTD.

Uplands Airport, Ottawa, Ontario


5 *great plants*
to serve you




624 Fenimore Road, Mamaroneck, N. Y.




121 Spencer Place, Mamaroneck, N. Y.



135 Hoyt Ave., Mamaroneck, N. Y.



communications receiver





MODEL GPR-90

The GPR-90 is a 15 tube double conversion superhetrodyne communication receiver covering the frequency range of .54 to 31 mc in six accurately calibrated bands with full electrical bandwidth. This Receiver features the same precision construction as our other units, and we believe it to be the finest receiver available in its price class. Complete details available on request.

BULLETIN 179

radio transmitter




MODEL GPT-750

The TMC GPT-750 transmitter was designed for radio telephone, telegraph, frequency shift and facsimile operation on all frequencies within the range of 2 to 32 mcs. This transmitter is conservatively rated at 1000 watts output CW or FS and 750 watts output radio telephone, continuous commercial service. It will easily accept one kilowatt input, either phone, CW or FS, intermittent commercial and amateur service. Constructed on a building block basis, many combinations are available to provide for all the commonly used services. Accessories to further extend its versatility are: the Model RTC, a remote control amplifier containing speech clipping low level microphone input, keying input, and remote control of plate supply; and the Model RTF Master Oscillator-Amplifier for multi-channel operation. Complete details on all these are available on request.

BULLETIN 174


antenna tuning unit



MODEL TAC

The TAC Antenna Tuning Unit was specially designed for operation with the GPT-750, BC-610 or T-368 () URT transmitters, but may also be used to match any transmitter with a normal output impedance of 70 ohms to BALANCED or UNBALANCED loads ranging from 50 to 1200 ohms. The unit is capable of handling 1000 watts of RF over the frequency range of 2 to 30 mcs. and physically replaces the BC-939. Complete details on request.

BULLETIN 163




remote control amplifier

MODEL

RTC



The RTC Remote Control Amplifier allows the use of a high impedance microphone with a transmitter such as the GPT-750. Provides peak clipping, push-to-talk, CW and MCW operation.



BULLETIN 183

communications receiver

MODEL

FFR




The Model FFR has been designed to fulfill the long existing need for a sturdy easily tunable, single frequency receiver, which will provide maximum flexibility and thoroughly dependable, unattended, continuous reception of AM radio telephone, CW telegraph or Teletype, and MCW telegraph signals.

The FFR covers a range of 50 kc to 32 mc by means of plug-in drawers, with provision for both crystal and VFO operation of the HFO & BFO. Remote control facilities have been provided on the rear so that the HFO, BFO & RF gain may be controlled on a DC basis. In the TMC RCR system, control of the HFO, BFO and sensitivity is accomplished on a tone basis plus provision for on/off control of the AVC & BFO. Complete details of the many uses of the FFR are available on request.

AN/FRR 502

AN/FRR 49 (V)



BULLETIN 124

remote control system

CONTROL TERMINAL

MODEL


RCR

AN/FRA 501

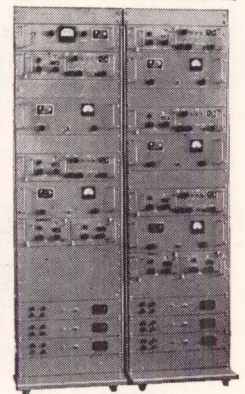
AN/FRA 19 (V)




REMOTE TERMINAL




The TMC remote control system, model RCR-5 provides 15 vernier and 10 on/off control functions on a tone basis. The complete versatility of the system is evidenced by its ability to function with local control sites physically dispersed over a wide area. An operator, by manipulation of control knobs, may remotely control the activity of such devices as receivers, missiles, detonator, telemetering apparatus, etc. The illustration shows the RCR-5, a complete 5 channel (25 controls) system with the FFR receiver as the controlled device. Complete details of the full functions and operation of the RCR are available on request.



BULLETIN 124B



master oscillator and heterodyne frequency meter




MODEL PMO



The PMO is an oven controlled high stability portable master oscillator—readable and resettable to better than 20 parts/million. Direct reading in cycles over the base range of 2 to 4 mc. The PMO is used as a highly stable transmitter exciter, frequency meter, or receiver calibrator and is packaged in a fibre-glass reinforced plastic case for portable field application, as a rack mounted unit or in a table cabinet for fixed station and laboratory use.

BULLETIN 173 and 193

frequency shift exciter




MODEL XFK



The XFK is a highly stable exciter which replaces the crystal oscillator in the transmitter to provide "mark & space" carrier-shift transmission of teleprinter, telegraph, FM telephone, facsimile or telephoto intelligence. Carrier shift up to 1000 cps available either linear, with applied voltage or independent of applied voltage. Frequency range, 1.0 to 6.9 Mc in two bands. Complete details available on request.

BULLETIN 118

frequency shift converter




BULLETIN 120



MODEL CFA


The CFA converter is used in radio-teletype frequency shift receiving systems to convert the "mark & space" tones from the output of a receiver in a diversity system into DC pulses capable of operating a teletypewriter, tape recorder, etc. The CFA is an audio type dual channel converter for use with diversity or single receiver systems. Compact and easy to service, the CFA provides maximum circuit efficiency with a minimum of operator effort and skill. **NARROW SHIFT** models for LF applications available. Details on request.



BULLETIN 121


MODEL PSP

The PSP provides a source of DC current for use in communications circuits, where DC battery is used for keying relays, teleprinter equipment or any other similar terminal equipment. The PSP was designed to provide steep wave front when keyed to promote more positive action of relay or magnet operated equipment and can be used with the CFA to provide loop current. Available in single or dual units. Complete details on request.




people

Ray H. de Pasquale
Pres. & Chief Eng.




Ernest Matson, Jr.
V. P. Sales



Conrad Gebhardt
Pres., T. M. C. Industrial



Wm. J. Galione
Exec. V. P.




Wm. L. Deans
V. P., T. M. C. Industrial




Al Jurafsky
Ass't Chief Eng.



Douglas V. Carroll
Mgr. Dir., T. M. C.
(Canada) Ltd.



Ernest Matson, Sr.
Personnel Mgr.



Don Tinker
Controller



W. A. Acton
Chief Eng., T. M. C.
(Canada) Ltd.



John Galione
Sales Service Mgr.





G. A. Worth
Mgr. Dir., T. M. C.
(Canada) Ltd.



Joseph Toman
Plant Supt.

engineering....

TMC maintains a complete engineering staff in both the U. S. and Canada. These men are consistently designed new products to satisfy your ever expanding needs as well as improving the products already in the field. All TMC products are designed to meet and exceed the latest JAN/MIL requirements. To date, more than a dozen of our standard commercial equipments have been nomenclatured by the Armed Services **WITHOUT REQUIRING A SINGLE ENGINEERING OR PRODUCTION CHANGE . . . AND MORE ARE ON THE WAY.**




antenna multicoupler

MODEL AMC-6

The AMC-6 Antenna Multicoupler is a broadband coupling device covering the frequency range of 2 to 30 megacycles. A single AMC-6 provides for the operation of up to six HF receivers from a single antenna without interference or interaction. The unit provides an average power gain of 10 db with a noise factor comparable to a good communications receiver.

Particular attention has been paid to "cascade operation" permitting a larger number of receivers to operate from a single antenna. Complete details available on request.



AN/CU-5013 (1) /SRR


BULLETIN 155

diversity receiving package

MODEL DRP-1

The DRP-1 Diversity Receiving Package, was designed to provide a compact, easy to operate equipment, capable of receiving AM, FS, CW and MCW signals within the frequency range of 2 to 32 megacycles. The basic receiver used is the TMC Model FFR (AN/FRR 502). Plug-in Tuning Drawers provide for quick frequency change. VFO or crystal operation is provided.

Frequency Shift operation is provided by the TMC Model CFA Converter and the TMC Model PSP-1 furnishes local battery. A selectable Mark/Space filter panel TMC Model SFP-2, reduces adjacent channel interference. Complete information and details are available on request.



BULLETIN 170

frequency shift simulator

MODEL FSS-1


The FSS Frequency Shift Simulator provides a primary source of controllable Frequency Shift Signals for testing and adjusting communications equipments. The Frequency Shift range is adjustable from ± 10 cycles to ± 5 kilocycles around Center Frequencies of 400 cycles to 16 kilocycles.

An adjustable Pulse Generator provides keying up to 600 dot cycles and a separate Bias Control provides up to 50% Mark or Space Bias.


The FSS will accept external MARK/SPACE pulses or linear signals, (FAX). The internal Sweep Generator simulates FAX signals and produces linear sweep for visually checking audio amplifiers, discriminators and filters. An internal Mixer System permits checking of external frequency shift devices. Available with cabinet or for rack mounting.



BULLETIN 171



dual diversity receivers




MODEL **DDR-2**

MODEL **DDR-3**

The TMC DDR Series of Dual Diversity Receivers provide a highly efficient, easy to operate, all purpose receiving terminal.

Both Receiving systems feature the use of the VOX, Variable Frequency Oscillator (see below) for instant changes; the DCU, Diversity Combining Unit (uppermost in racks); the DVM, Diversity Visual Monitor (second in racks) which shows the received combined signal; and the standard CFA Frequency Shift Converter which occupies only 3½" of rack space.

The new TMC GPR-90D receiver is used in the DDR-3 unit. The DDR-2 employs a modified Hammarlund Communications Receiver.



DDR-2 BULLETIN -117

DDR-3 BULLETIN 189

variable frequency oscillator (direct reading)



MODEL **VOX Series 2**

The Model VOX, Variable Frequency Oscillator Series 2, is a new, improved, DIRECT READING, precision variable frequency device, designed to replace the crystal oscillator of a Diversity Receiver or transmitter. The VOX provides continuous output over the frequency range 2 to 64 mc.

The Model VOX-1 illustrated includes a motor drive. The Model VOX-2 is manually controlled.

BULLETIN 134

O-330




diversity combining unit

MODEL

DCU



The DCU, Diversity Combining Unit, provides diversity combining of AM-CW and MCW signals. A new regenerative circuit provides a keyed tone CW output. RF and Audio metering is provided.



BULLETIN 181


diversity visual monitor

MODEL

DVM



The DVM is a Visual Monitor Unit designed to facilitate accurate and simple receiver tuning of any type radio signal. A calibrated 3" scope provides visual tuning to the center frequency of an incoming signal carrier. A 455 kc crystal oscillator provides accurate marker indication.



BULLETIN 182

filter panel

MODEL


SFP-2




The SFP-2 is an Audio type dual channel bandpass filter used on Frequency Shift receiving circuits to eliminate adjacent channel interference. The standard SFP-2 uses "MARK" 2975cps and SPACE 2125cps. Other frequencies available on special order.



BULLETIN 168



tone intelligence system




MODEL **TIS**

The TIS, Tone Intelligence System, is a multi-channel voice telegraph system for use on wire, radio or microwave lines. The TIS is designed around basic building blocks of 4 channels which can be combined to provide up to 16 channels. Common chassis and plug in features provide simple maintenance and a simplified logistics program.

BULLETIN 167

regenerator




MODEL **SFO**

The SFO, Regenerator, corrects up to 45% of mark/space distortion in a teleprinter system. The SFO accepts tone or DC signals and provides a relay output correction to 5%.

BULLETIN 103

TT 63/FGC7

frequency shift exciter system



MODEL **XFL-2**


The XFL-2, Frequency Shift Exciter System, uses the LFA Adapter and the XFK, FS Exciter to provide frequency shift operation over the frequency ranges 50-500 kc. and 1 to 6.9 mc. The LFA, Low Frequency Shift Adapter may be used with existing keyers to provide LF operation and may be obtained separately.

BULLETIN 154









QUALITY



... is built into every idea, component, and product we have ever conceived or built. We have established completely integrated departments for all phases of production ... machining, plating, forming, coil winding, sub-assembly, assembly, harnessing, painting, finishing and crating for shipment to anywhere in the world ... all for one end result — Quality.






... more people ...




A very necessary ingredient in any well balanced manufacturing process . . . people . . . Our "family" has been together since the inception of TMC — few have left and we are increasing constantly, but not so rapidly that we do not retain that element of "family" relationship which makes for a happy, pleasant, working unit.



frequency and shift measuring system


MODEL **FMS-2**



The Model FMS-2 is a precision source of RF, modulated in a manner which simulates any frequency shift signals encountered in the 2-64 Mc range. The equipment permits preliminary setting up of F.S. receiving stations before distant desired signal appears.

BULLETIN 184

transmitting antenna couplers



The TRC Series covers transmitting type broadband antenna couplers. These are passive devices requiring no tubes, power supply, or tuning adjustments.


TRC 100 100 Watts
 TRC 500 500 Watts
 TRC 3500 3500 Watts

TRC
 SERIES

BULLETIN 178, 180

TRANSMITTING DISSIPATORS AND DUMMY LOADS


DC TO 30 MEGACYCLES • AIR COOLED



MODEL
TER-3500

	MODEL	IMP.	POWER RATING	BAL.	UNBAL.
TER	500 (600)	600	500 WATTS	✓	
TER	500 (70)	70	500 WATTS		✓
TER	3,500 (600)	600	1,750 WATTS	✓	
TER	3,500 (70)	70	1,750 WATTS		✓
TER	5,000 (600)	600	5,000 WATTS	✓	
TER	5,000 (70)	70	5,000 WATTS		✓
TER	30,000 (600)	600	30,000 WATTS	✓	
TER	30,000 (70)	70	30,000 WATTS		✓

BULLETIN 188



TMC ANTENNA ACCESSORIES


Beverage Wave Antenna Couplers

BAC

SERIES

The BAC series of Beverage Wave Antenna Couplers properly terminates each end of a Beverage long wire antenna and make it possible to reverse the direction of the antenna at the receiving end.

BULLETIN 142



“at work” . . .


Conferences, planning,
changing concepts, new
ideas, new demands . . .
all in a day's work . . .
all a part of living at
TMC.



Rhombic Antenna Couplers

RAC


SERIES




Illustrated is Model RAC-7 for use with RG-17/U cable. The unit is available for use with any standard coaxial cable including Styroflex. Other transformation characteristics available.

The RAC is a broadband transformer designed to couple a coax transmission line to a receiving rhombic. It is one of a series of broadband transformers designed by TMC and provides impedance matching from 700 ohms to 70 ohms flat within 3 db from 2 to 60 mc. Protection from static charges and DC checking of continuity of the antenna and transmission line are provided. Complete details on request.

BULLETIN 112



(RAC-30A)



(RAC-30)

Replacement Transformer Assemblies, including gas filled spark gaps and fuse protection as incorporated in RAC-30 Series are available as—

- A-1172700-200 ohms (RAC-30)
- A-1176600-200 ohms (RAC-30A)



TMC ANTENNA ACCESSORIES


HF/LF Antenna Coupler

MODEL

HLC

The HLC provides simultaneous HF and LF reception from a single antenna. HF range 2-30 mc, LF range 15-1500 kc.


BULLETIN 177



“at play” . . .



Christmas party, inter-plant sports, industrial league competition in bowling & softball, annual picnics . . . all just as important . . . all just a part of living at TMC.



RAC SERIES


Rhombic Antenna Couplers

MODEL	NOM. IMPED. PRI.	OHMS SEC.	TRANSF. PART NUMBER	FOR USE W/ CABLE TYPE	CONN. SERIES & RECPT.	PLATE CONN. ASSY.
RAC	700,200	70	TRO01	RG-85/U		
RAC-1	700,200	70	TRO01	RG-8, 9, 10/U	UHF, SO-239	A-754
RAC-2	700,200	70	TRO01	RG-8, 9, 10/U	C, UG-58A/U	A-777
RAC-3	700,400	95	TRO48	RG-22/U	UHFT, UG-422/U	A-755
RAC-7*	600,200	70	TRO54	RG-8, 9, 10/U	C, UG-58A/U	A-777
RAC-7A	600	52	TRO32	RG-17, 18/U	HN, UG-496/U	A-756
RAC-8	700,200	70	TRO01	RG-22/U	UHFT, UG-422/U	A-755
RAC-9	500	52	TRO34	RG-8, 9, 10/U	C, UG-58A/U	A-777
RAC-10	700,200	70	TRO01	RG-58, 59/U	BNC, UG-260/U	A-757
RAC-11	300	52	TRO12	RG-8, 9, 10/U	C, UG-58A/U	A-777
RAC-12	800	52	TR112	RG-17, 18/U	HN, UG-496/U	A-756
RAC-13	500	70	TRO61	RG-8, 9, 10/U	UHF, SO-239	A-754
RAC-14	700,200	70	TRO01	RG-8, 9, 10/U	HN, UG-560/U	A-1241
RAC-15	600,300	52	TR118	RG-22/U	UHFT, UG-422/U	A-755
RAC-16	700,200	70	TRO01	Styroflex 1/2" 70 ohms	C, UG-58A/U	A-1120
RAC-17	700,200	70	TRO01	Styroflex 7/8" 70 ohms	C, UG-58A/U	A-1072
RAC-18*	700,200	70	TRO01	RG-8, 9, 10/U	C, UG-58A/U	A-777
RAC-19	700,200	70	TRO01	Styroflex 3/4" 70 ohms	C, UG-58A/U	A-1278
RAC-30**	700,200	70	TR130	RG-85/U		
RAC-30A**	600,200	70	TR132	RG-85/U		

* Special Feature: Insulators on Case Top Opposite Connector with 6" Spacing, Center to Center. Case is Part No. PM-372

** New Series RAC-30 which Includes Gas-filled Spark Gaps and Fuse Protection.

BULLETIN 185




TMC ANTENNA ACCESSORIES

Rhombic Terminal Unit

MODEL
RTB


The RTB unit complements the RAC Coupler and provides a proper receiving antenna termination in a weather tight case. The resistive elements are plug-in units for simple replacement in the field.

BULLETIN 156



plating . . .

Just another example of the completeness of the control exerted in search of quality. Our plating experts reflect long years of top experience and knowledge in this vital process, passed along to the consumer of every TMC product. Processes too costly to be used under subcontracting are available in our equipment at no added cost to the purchaser.




Distribution Transformer

MODEL
TR-107

The TR-107 is a broadbanded transformer covering the frequency range 2-30 mc and provides two 70 ohm outputs from a single 70 ohm input. These units may be cascaded.

BULLETIN 186

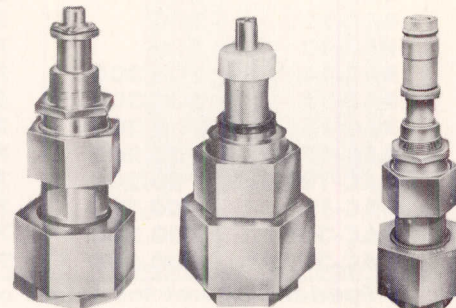




End Seals, Plugs and Adapters

ES-TCA-PL-QDL
SERIES

BULLETIN 162, 164 and 191

- ES-85/U terminates RG85/U coax.
- TCA85/12 terminates RG85/U and reduces RG8, 9, 10, 11, 12/U (SO-239).
- PL-128 Styroflex cable end seals and adaptors.
- TCA85/35 QDL - RG85U to RG35U for quick disconnect.








plastics . . .

TMC maintains a complete plastics laboratory and production facility for the fabrication of reinforced fibre glass plastic forms and the potting of electronic components.

We have developed a mould process which makes short run of plastic shapes economical. We have produced plastic equipment containers for the Armed Services in quantities as small as 25 units at large quantity prices.

instruction books . . .

We maintain a complete instruction book department which produces a completely integrated book written to the latest Military standards. Such books are shipped with each piece of equipment and provides "text book" quality to the user. We are proud of our equipment and feel that every effort should be made to acquaint the field personnel in its operation and maintenance. We have trained the operator and maintenance personnel of many of our customers in an effort to increase the efficiency of the equipment to the user. TMC also keeps a copy of the complete set of test results sent with each piece of equipment on file in the test department.



spare parts . . .


We at TMC are aware of the importance of "logistic support." To this end we design all of our equipment around a common family of components keeping the types of components to a minimum, therefore greatly simplifying the problem of spare parts stocking.

Wherever possible, the JAN/MIL part number is used in all of our parts lists in order that you may take advantage of parts already in stock.


On a recent Armed Service order for our equipment containing over 1000 components the total order for spares consisted of less than 25 individual parts.

The Series 5600 Package shown below includes everything necessary for a complete HF receiving and transmitting installation, including:

750/1000 watt bandswitching transmitter 2-32 mc, for phone, cw, tone and frequency shift teletype; general coverage receiver; semi-remote transmission control; frequency shift keyer and converter; fixed tuned diversity receiver; all accessories, such as antennas, microphone, key, speakers and head phones. Teletype send/receive equipment may be added as desired.



... Packaged ...



SERIES

5600

SERIES 5700




... station ... (fixed)

ALL THE
ILLUSTRATED
EQUIPMENT IS
FCDA

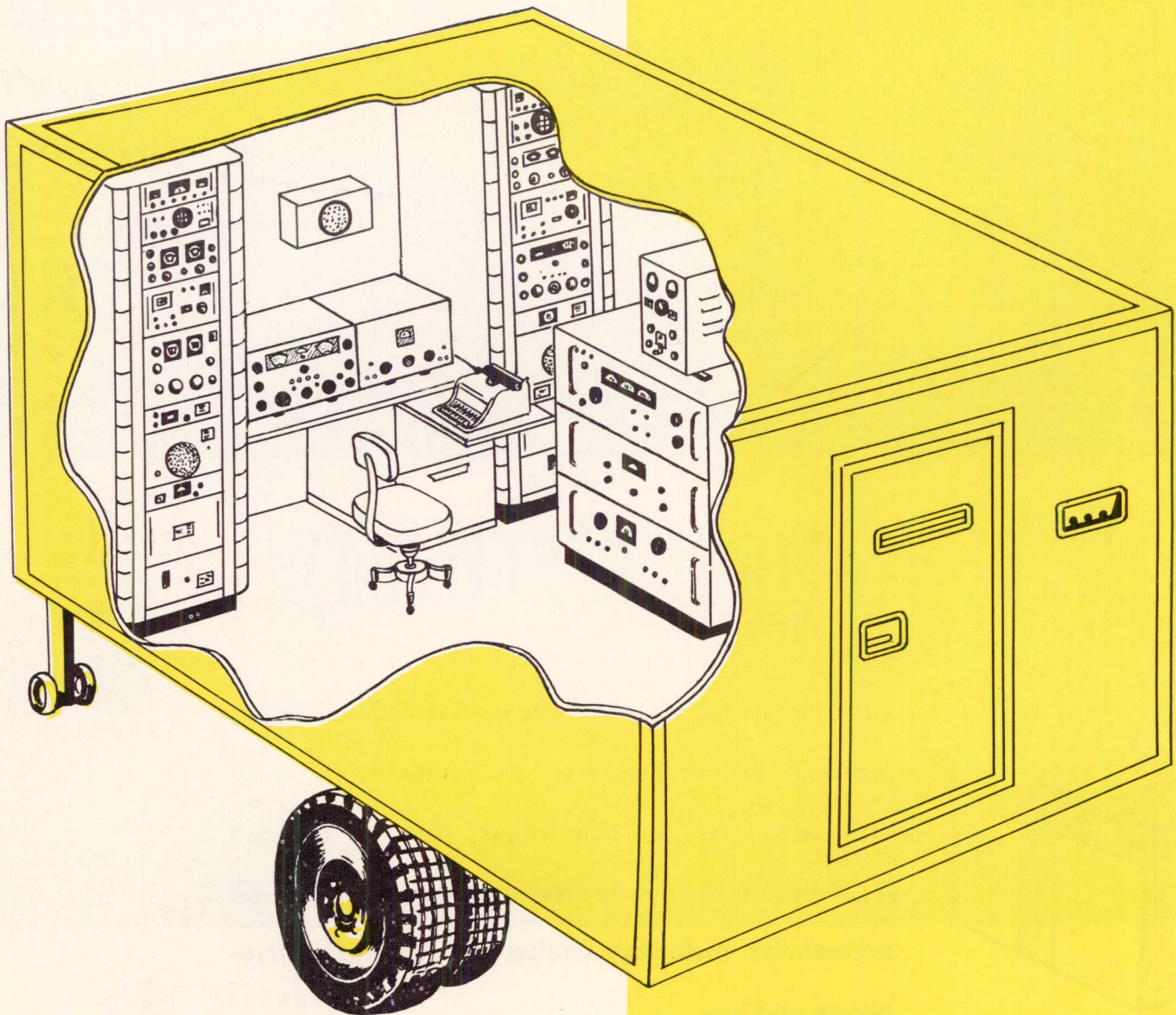
APPROVED

The Series 5700 package shown here is a complete amateur station including 750/1000 watt band-switching, 2-32 mc transmitter; general purpose receiver; semi remote transmitter control, and all accessories including choice of antenna, microphone and key.




PACKAGE STATION (mobile)

Any or all of our equipment can be included in trailer or mobile packages, with or without auxiliary power supply. Our Engineering department will cooperate to develop any special package which may be required.



• contents



MODEL	DESCRIPTION	BULLETIN NO.	PAGE NO.
AMC-6	Antenna Multicoupler	155	9
BAC-1 & 2	Beverage Wave Antenna Coupler	142	16
CFA	Frequency Shift Converter	120	6
DCU	Diversity Combining Unit	181	11
DDR-2	Dual Diversity Receiver	189	10
DDR-3	Dual Diversity Receiver	190	10
DRP-1	Diversity Receiving Package	170	9
DVM	Diversity Visual Monitor	182	11
ES-85/U	End Seal Assembly	164	18
FFR	Communication Receiver	124	5
FMS	Frequency and Shift Measuring System	184	15
FSS-1	Frequency Shift Simulator	171	9
GPR-90	Communication Receiver, Series 90	179	4
GR-750	Radio Transmitter	174	4
HLC	HF/LF Antenna Coupler	177	17
PMO	Portable Master Oscillator	173	6
PSP-1 & 2	Power Supply	121	6
RAC	Rhombic Antenna Coupler	112	16, 17
RCR	Remote Control Receiver System	124B	5
RTB	Rhombic Terminal Unit	156	18
RTC	Remote Control Amplifier	183	5
SFO	Regenerator	103	12
SFP-2	Filter Panel	168	11
TAC	Antenna Tuning Unit	163	4
TCA 85/12	Connector-Adapter	162	18
TCA 85/35 QDL	Connector Receptacle	191	18
TER-3500	Transmitting Antenna Dissipator	188	15
TIS	Tone Intelligence System	167	12
TRC	Transmitting Antenna Coupler	178	15
TRC-3500	Broadband Transmitting Coupler	180	15
TR-107	Distribution Transformer	186	18
VOX	Variable Frequency Oscillator	134	10
XFK	Frequency Shift Excitor	118	6
XFL-2	Frequency Shift Exciter System	154	12
5600	Package—High Frequency Station		20
5700	Package—Amateur Station		21

*5 great
plants
at your
service*


THE TECHNICAL MATERIEL CORPORATION

MAMARONECK, N. Y.

Quality

Products

by



the world's
finest
communication
equipment

The TECHNICAL MATERIEL CORPORATION

MAIN OFFICE and PLANT #1

700 FENIMORE ROAD
MAMARONECK, NEW YORK

and its subsidiaries . . .

TMC (Canada) Ltd.

TMC Industrial Corp.

TECHNICAL MATERIEL DEVELOPMENT

(Canada) Ltd.

Cable Address

TEPEI, NEW YORK

Bell System TWX

MAM 3280