

# STANDARD DRAWING

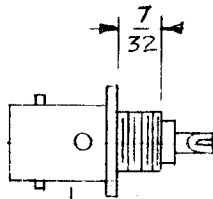
UG-604/U A

IF IT IS FOUND DESIRABLE TO CHANGE ANY TOLERANCE OR OTHER DETAIL SPECIFIED ON THIS DRAWING NOTIFY THE PURCHASER PROMPTLY.

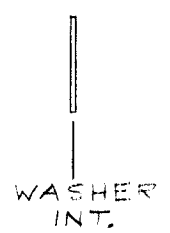
MAXIMUM ALLOWABLE TOLERANCES HAVE BEEN DETERMINED AND DEVIATIONS WILL BE CAUSE FOR REJECTION. REMOVE ALL BURRS AND SHARP EDGES

USED ON

MODEL	PROJECT NO.	ASS'Y. NO.	DATE
-------	-------------	------------	------



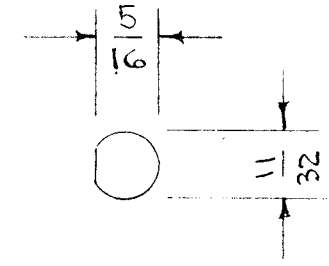
BODY



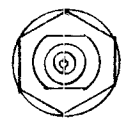
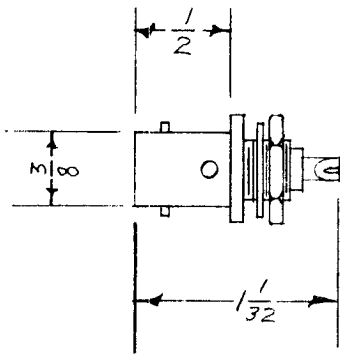
WASHER INT.



NUT



DRILLING PLAN



DIM. FOR REF ONLY

REF.: DIAMOND MFG. CO.

REQ.	ITEM	PART NO.	DESCRIPTION	SYMBOL
		<i>ff</i>	THE TECHNICAL MATERIEL CORP. MAMARONECK. NEW YORK	
		STOCK SIZE		
		<i>ff</i>	CONNECTOR, RECEPTACLE	
		MATERIAL	SERIES BNC	
		WEIGHT PER PC.		
		<i>ff</i>		
		TYPE & TEMPER	16 11-19-53	
		<i>ff</i>		
		HEAT TREAT. SPEC.		
		<i>ff</i>		
		FINISH & SPEC. NO.		

A	1	DRILLING PLAN ADDED	6/23/54	1	CDD	JAC	JAC
ISSUE	ITEM	CHANGED FROM	DATE	CN. NO.	DRAFTS	CHECKER	ENG. APP.

TOLERANCES		SCALE	FULL
ALL OTHERS	DEC. DIM. ± FRAC. DIM. ± ANGULAR DIM. ±	DRILL, PUNCH, COMMERCIAL STOCK SIZES AND MANUFACTURERS' TOLERANCES ARE NOT INCLUDED.	

DRAWN	ELEC. DES. APP.	MECH. DES. APP.
CHECKED	FINAL APPROVAL <i>WJC</i>	
	UG-604/U	A