

IF IT IS FOUND DESIRABLE TO CHANGE ANY TOLERANCE OR OTHER DETAIL SPECIFIED ON THIS DRAWING NOTIFY THE PURCHASER PROMPTLY.

STANDARD DRAWING

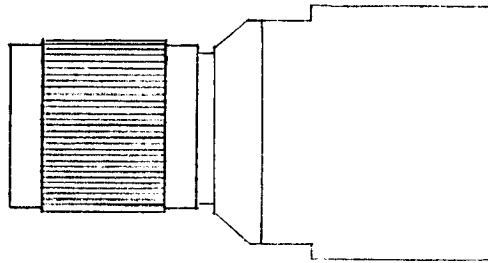
UG-495/U A

MAXIMUM ALLOWABLE TOLERANCES HAVE BEEN DETERMINED AND DEVIATIONS WILL BE CAUSE FOR REJECTION. REMOVE ALL BURRS AND SHARP EDGES


USED ON

MODEL	PROJECT NO.	ASS'Y. NO.	DATE
-------	-------------	------------	------


NAVY DWG. NO. REA9F536
USE WITH CABLES RG 17/U, 18/U




PLUG BODY



CONTACT




CLAMP



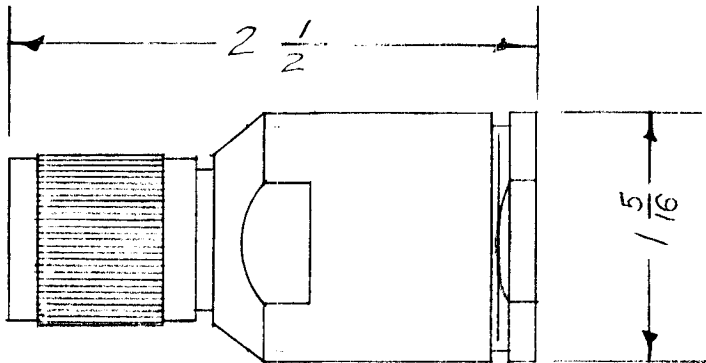
GASKET



WASHER



NUT



DIM. FOR REF. ONLY

REF.: INDUSTRIAL PRODUCT CO * 20500

REQ.	ITEM	PART NO.	DESCRIPTION	SYMBOL
			THE TECHNICAL MATERIEL CORP.	
			MAMARONECK, NEW YORK	
			CONNECTOR, PLUG	
			SERIES HN	
			16-11-20-53	
			DRAWN	ELEC. DES. APP. MECH. DES. APP.
			CHECKED	FINAL APPROVAL
				UG-495/U A

A	1	PICTORIAL CLARIFIED	5/8/58	1	HSE			
ISSUE	ITEM	CHANGED FROM	DATE	CN. NO.	DRAFTS	CHECKER	ENG. APP.	

TOLERANCES		SCALE FULL
ALL OTHERS	DEC. DIM. ± FRAC. DIM. ± ANGULAR DIM. ±	DRILL, PUNCH, COMMERCIAL STOCK SIZES AND MANUFACTURERS TOLERANCES ARE NOT INCLUDED.