

IF IT IS FOUND DESIRABLE TO CHANGE ANY TOLERANCE OR OTHER DETAIL SPECIFIED ON THIS DRAWING NOTIFY THE PURCHASER PROMPTLY.

UG-19B/U UG-22B/U
UG-22C/U UG-96A/U

MAXIMUM ALLOWABLE TOLERANCES HAVE BEEN DETERMINED AND DEVIATIONS WILL BE CAUSE FOR REJECTION. REMOVE ALL BURRS AND SHARP EDGES

STANDARD DRAWING

REQ. PER UNIT

USED ON

MODEL

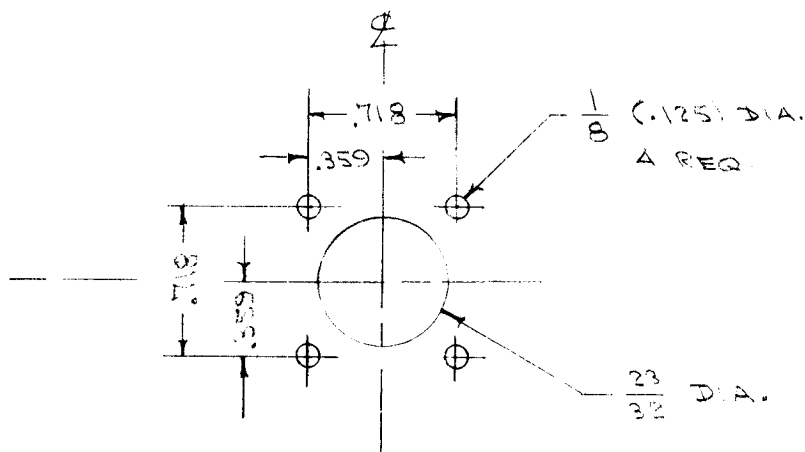
PROJECT NO.

ASS'Y. NO.

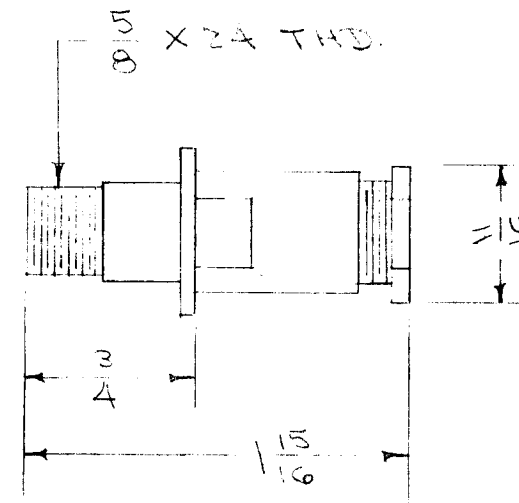
DATE

T.M.C. NO. ARMY & NAVY NUMBER	AMPHENOL NO.	NOM. IMP. 0.4MS	DIELECTRIC MATERIAL	FOR RG-1/U CABLES
UG-19B/U	82-87	50	TEFLON	5, 6, 7
UG-22B/U	82-62	50	"	8, 9, 10, 87, 116
UG-22C/U*	82-95	50	"	8, 9, 10, 87, 116
UG-96A/U	82-90	70	"	11, 12, 13

*AIR FORCE VERSION OF UG-22B/U



DRILLING PLAN



REF: AMERICAN PHENOLIC CORPORATION (AMPHENOL)

REQ.	ITEM	PART NO.	DESCRIPTION	SYMBOL
			THE TECHNICAL MATERIEL CORP.	
		STOCK SIZE	MAMARONECK. NEW YORK	
			CONNECTOR, RECEPTACLE	
		MATERIAL	SERIES "N"	
		WEIGHT PER PC.		
		TYPE & TEMPER	CDD. 7-19-55	
			DRAWN	ELEC. DES. APP. MECH. DES. APP.
		HEAT TREAT. SPEC.	Checked	FINAL APPROVAL
		FINISH & SPEC. NO.		UG-19B/U UG-22B/U UG-22C/U UG-96A/U

ISSUE	ITEM	CHANGED FROM	DATE	CN. NO.	DRAFTS	CHECKER	ENG. APP.

TOLERANCES		SCALE
ALL OTHERS	DEC. DIM. ± FRAC. DIM. ± ANGULAR DIM. ±	DRILL, PUNCH, COMMERCIAL STOCK SIZES AND MANUFACTURERS TOLERANCES ARE NOT INCLUDED.

IF IT IS FOUND DESIRABLE TO CHANGE ANY TOLERANCE OR OTHER DETAIL SPECIFIED ON THIS DRAWING NOTIFY THE PURCHASER PROMPTLY.

STANDARD DRAWING

UG-58A/U

C

MAXIMUM ALLOWABLE TOLERANCES HAVE BEEN DETERMINED AND DEVIATIONS WILL BE CAUSE FOR REJECTION. REMOVE ALL BURRS AND SHARP EDGES

USED ON

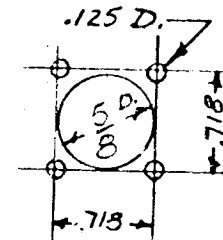
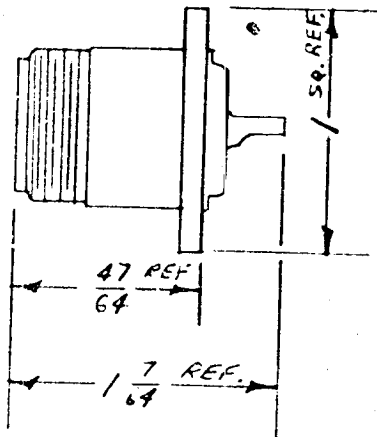
MODEL

PROJECT NO.

ASS'Y. NO.

DATE

SEE MIL-C-39012/4



CHASSIS DRILLING PLAN

RECEPTACLE TO BE MANUFACTURED ACCORDING TO JAN C-17A AND AMEND.

REF. NAVY DWG. NO. RE 49 FF 553

REQ. ITEM	PART NO.	DESCRIPTION	SYMBOL
	---	THE TECHNICAL MATERIEL CORP. MAMARONECK, NEW YORK	
	STOCK SIZE	RECEPTACLE	
	---	SERIES N"	
	MATERIAL	16 12-11-53	
	WEIGHT PER PC.	---	
	TYPE & TEMPER	---	
	HEAT TREAT. SPEC.	---	
	FINISH & SPEC. NO.	---	

ITEM	CHANGED FROM	DATE	CN. NO.	DRAFTS	CHECKER	ENG. APP.
C	NOTE OBSOLETE 5/8 DIA DRILLING HOLE WAS 1/2	10-12-78	21256	G-DL	CL	CL
	OBSOLETE NOTE ADDED	6-5-67	15203	G-DL	RA	RA
	RE-DRAWN - NO REF	12/1/53	---	15	---	---

TOLERANCES	SCALE	DRILL, PUNCH, COMMERCIAL STOCK SIZES AND MANUFACTURERS TOLERANCES ARE NOT INCLUDED.
DEC. DIM. ± FRAC. DIM. ± ANGULAR DIM. ±	---	

UG-58A/U

C

IF IT IS FOUND DESIRABLE TO CHANGE ANY TOLERANCE OR OTHER DETAIL SPECIFIED ON THIS DRAWING NOTIFY THE PURCHASER PROMPTLY.

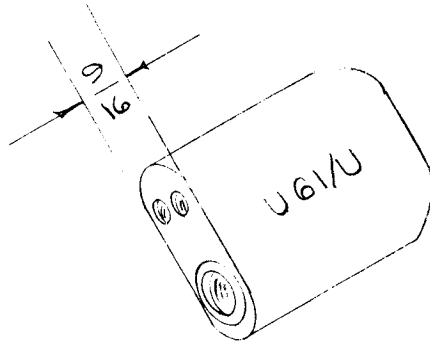
STANDARD DRAWING

U61/U A

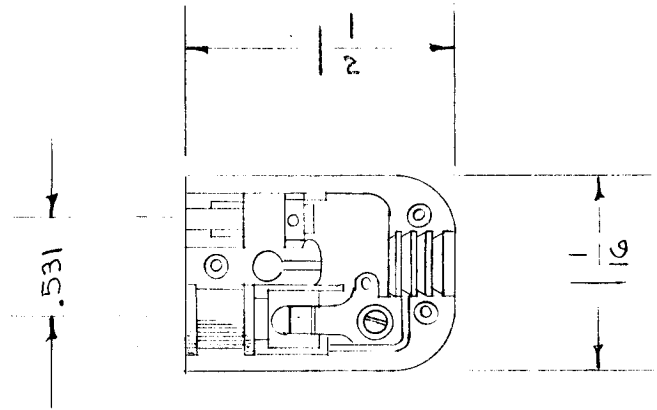
MAXIMUM ALLOWABLE TOLERANCES HAVE BEEN DETERMINED AND DEVIATIONS WILL BE CAUSE FOR REJECTION. REMOVE ALL BURRS AND SHARP EDGES

USED ON

MODEL	PROJECT NO.	ASS'Y. NO.	DATE
-------	-------------	------------	------



SHELL - PHENOLIC
CONTACT SPRINGS - BERYLLIUM COPPER



DIM. FOR REF. ONLY

MATING JACK U73/U

REQ.	ITEM	PART NO.	DESCRIPTION	SYMBOL
		#	THE TECHNICAL MATERIEL CORP. MAMARONECK. NEW YORK	
		STOCK SIZE		
		#	PLUG, HEADSET CORD	
		MATERIAL		
		#		
		WEIGHT PER PC.		
		#		
		TYPE & TEMPER	C.D.D. 1-12-54	
		#	DRAWN	ELEC. DES. APP. MECH. DES. APP.
		HEAT TREAT. SPEC.	<i>ADD</i>	<i>USE</i>
		#	CHECKED	FINAL APPROVAL
		FINISH & SPEC. NO.		U61/U A

A	1	REDRAWN-DETAIL ADDED	1-12-54	1	C.D.D.	<i>ADD</i>	<i>ADD</i>
ISSUE	ITEM	CHANGED FROM	DATE	CN. NO.	DRAFTS	CHECKER	ENG. APP.

TOLERANCES		SCALE	#
ALL OTHERS	DEC. DIM. ± FRAC. DIM. ± ANGULAR DIM. ±	DRILL, PUNCH, COMMERCIAL STOCK SIZES AND MANUFACTURERS TOLERANCES ARE NOT INCLUDED.	

IF IT IS FOUND DESIRABLE TO CHANGE ANY TOLERANCE OR OTHER DETAIL SPECIFIED ON THIS DRAWING NOTIFY THE PURCHASER PROMPTLY.

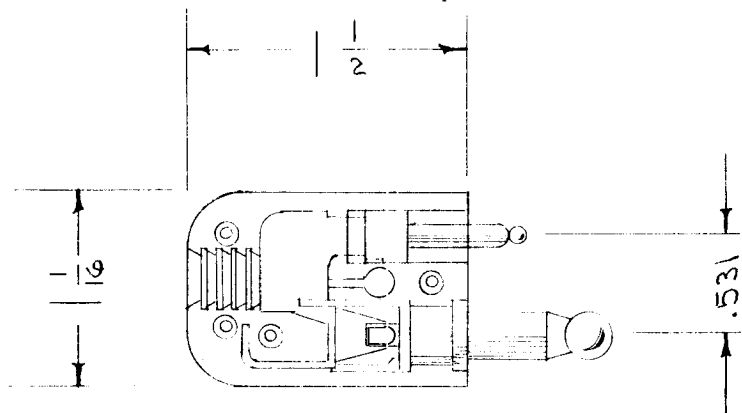
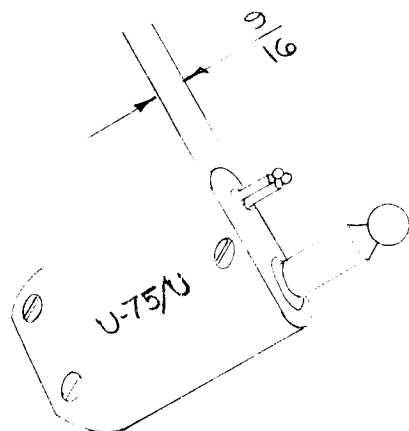
STANDARD DRAWING

U-75/U

MAXIMUM ALLOWABLE TOLERANCES HAVE BEEN DETERMINED AND DEVIATIONS WILL BE CAUSE FOR REJECTION. REMOVE ALL BURRS AND SHARP EDGES

USED ON

MODEL	PROJECT NO.	ASS'Y. NO.	DATE
-------	-------------	------------	------



SHELL - PHENOLIC
PLUGS - NICKEL PLATED

MATING PLUG U-61/U

DIM. FOR REF. ONLY

REQ.	ITEM	PART NO.	DESCRIPTION	SYMBOL
	#		THE TECHNICAL MATERIEL CORP. MAMARONECK. NEW YORK	
		STOCK SIZE		
	#	#	JACK, HEADSET CORD	
		MATERIAL	WEIGHT PER PC.	
		TYPE & TEMPER	C.D.S. 1-13-54	
			DRAWN	ELEC. DES. APP. MECH. DES. APP.
		HEAT TREAT. SPEC.	<i>JADe</i> CHECKED	<i>usc</i> FINAL APPROVAL
		FINISH & SPEC. NO.		U75/U

ISSUE	ITEM	CHANGED FROM	DATE	CN. NO.	DRAFTS	CHECKER	ENG. APP.
-------	------	--------------	------	---------	--------	---------	-----------

TOLERANCES

SCALE

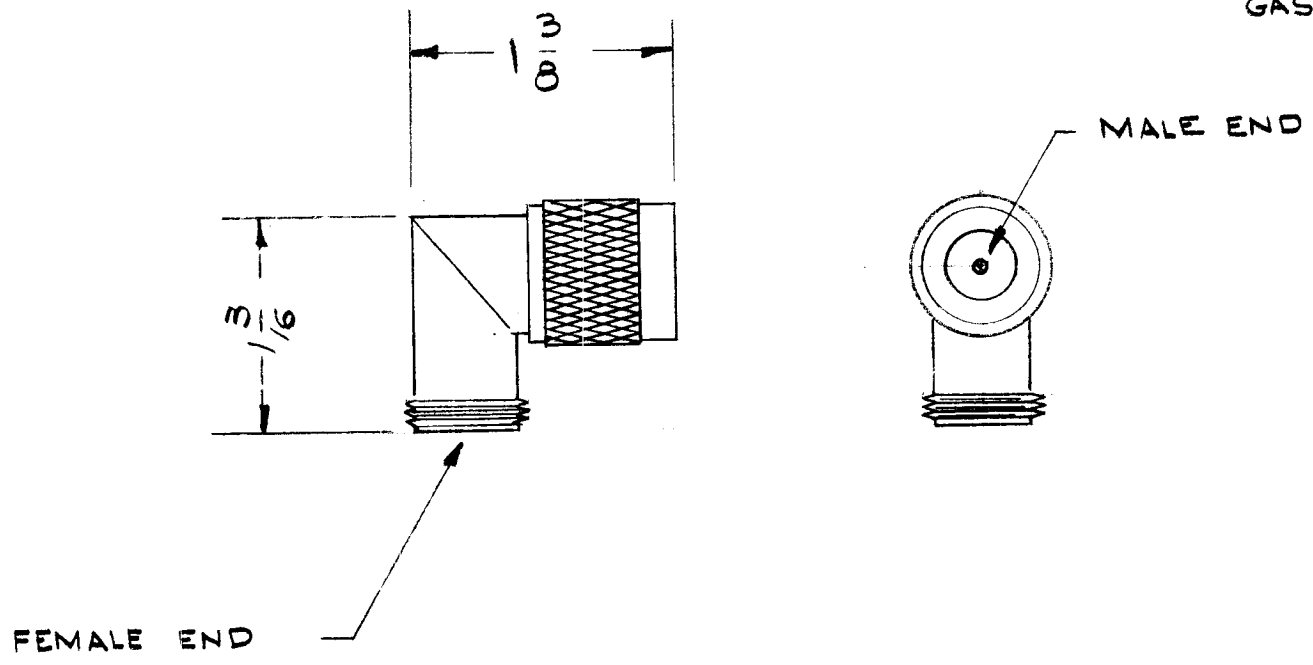
ALL OTHERS

DEC. DIM. ±
FRAC. DIM. ±
ANGULAR DIM. ±

DRILL, PUNCH, COMMERCIAL STOCK SIZES AND MANUFACTURERS TOLERANCES ARE NOT INCLUDED.

REQ. PER UNIT	USED ON		
	MODEL	ASSY. NO.	DATE
			UG-27-B/U

DIELECTRIC - TEFLON
 GASKET - SILICONE



								REQ.	ITEM	PART NO.	DESCRIPTION	SYMBOL	
										THE TECHNICAL MATERIEL CORP.			
										MAMARONECK, NEW YORK			
										RIGHT ANGLE ADAPTER			
										N-SERIES			
ISSUE	ITEM	CHANGED FROM	DATE	CH. NO.	DRAFTS	CHECKER	ENG. APP.	MATERIAL		<div style="display: flex; justify-content: space-between;"> <i>JOBILU</i> <i>[Signature]</i> <i>[Signature]</i> </div>			
TOLERANCES			SCALE:					TYPE & TEMPER	HEAT TREAT. SPEC.	DRAWN	CHECKED	FINAL APPROVAL	
DEC. DIM. ±			MAXIMUM ALLOWABLE TOLERANCES HAVE BEEN DETERMINED AND ANY DEVIATIONS WILL BE CAUSE FOR REJECTION. REMOVE ALL BURRS AND SHARP EDGES								<i>[Signature]</i>	UG-27-B/U	
FRAC. DIM. ±								FINISH & SPEC. NO.		ELEC. DES. APP	MECH. DES. APP		
ANGULAR DIM. ±													

IF IT IS FOUND DESIRABLE TO CHANGE ANY TOLERANCE OR OTHER DETAIL SPECIFIED ON THIS DRAWING NOTIFY THE PURCHASER PROMPTLY.

UG-59*/U A

MAXIMUM ALLOWABLE TOLERANCES HAVE BEEN DETERMINED AND DEVIATIONS WILL BE CAUSE FOR REJECTION. REMOVE ALL BURRS AND SHARP EDGES

STANDARD DRAWING

REQ. PER UNIT

USED ON

MODEL

PROJECT NO.

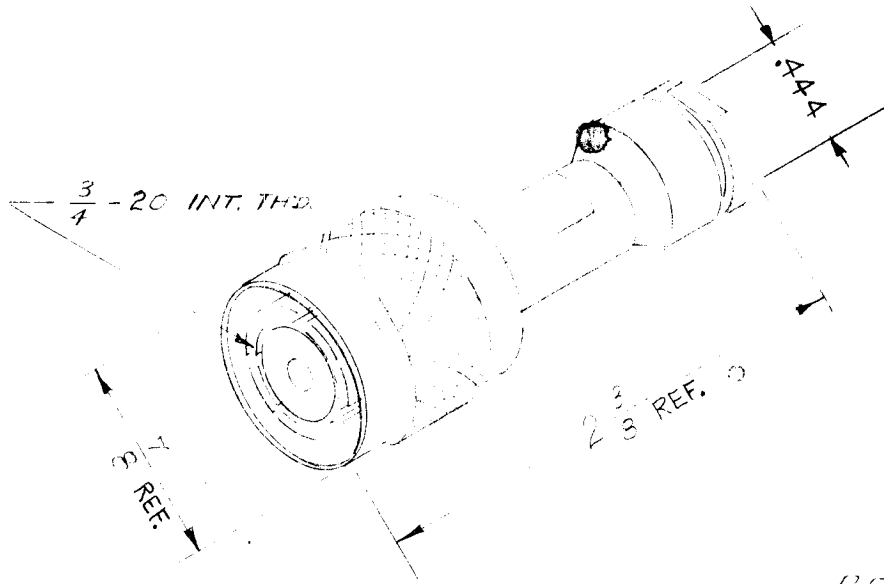
ASS'Y. NO.

DATE

1

RAC 14

5-24-55



INSULATING MATERIAL - TEFLON

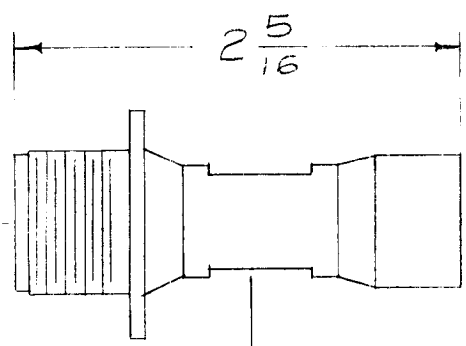
REF: AMPHENOL # 82-804

REQ.	ITEM	PART NO.	DESCRIPTION	SYMBOL
			THE TECHNICAL MATERIEL CORP.	
			MAMARONECK. NEW YORK	
STOCK SIZE				
BRASS		.159	PLUG, CONNECTOR	
MATERIAL		WEIGHT PER PC.	(SERIES HN)	
1				
TYPE & TEMPER		11-523-112	<i>WJC</i>	
11		DRAWN	ELEC. DES. APP.	MECH. DES. APP.
HEAT TREAT. SPEC.		<i>JAD</i>		<i>AMP</i>
SILVER PLATED		CHECKED		FINAL APPROVAL
FINISH & SPEC. NO.				UG-59*/U A


A	DWG NO. WAS UG 59 B/U- ADD REF. TO 7/8 & 23/8. ADD .444	11-21-66	17297	RME	<i>JAD</i>	<i>WJC</i>	
ISSUE	ITEM	CHANGED FROM	DATE	CN. NO.	DRAFTS	CHECKER	ENG. APP.

TOLERANCES		SCALE	
ALL OTHERS		DRILL, PUNCH, COMMERCIAL STOCK SIZES AND MANUFACTURERS TOLERANCES ARE NOT INCLUDED.	
DEC. DIM. ±			
FRAC. DIM. ±			
ANGULAR DIM. ±			

REQ. PER UNIT	USED ON			UG-61*/U A
	MODEL	ASS'Y. NO.	DATE	



Body



Contact



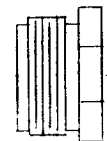
Clamp



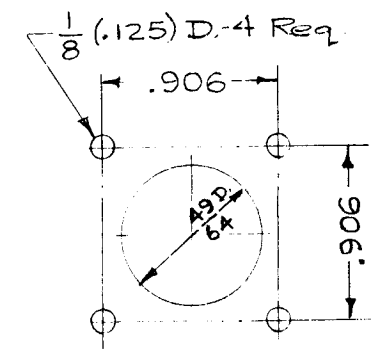
Gasket



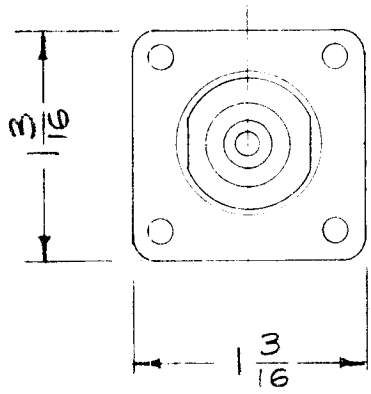
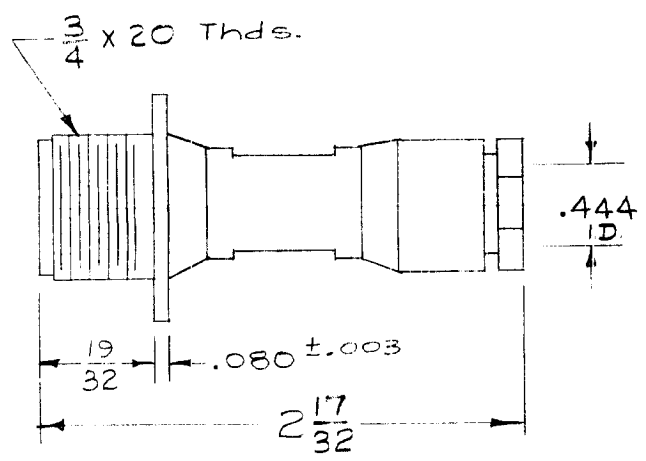
Washer



Nut



MOUNTING DETAIL



DIELECTRIC — Teflon
 CABLES — RG-8, 9, 10, 1/4
 NOM. IMP. — 50 Ω Constant
 PEAK VOLT — 5000V.
 IN ACC. WITH MIL-C-3643 & Amend.
 WEATHERPROOF

Note - Dimensions for ref. only (Except Mtg.)
 (For Mating Cap & Chain, See HB-108)

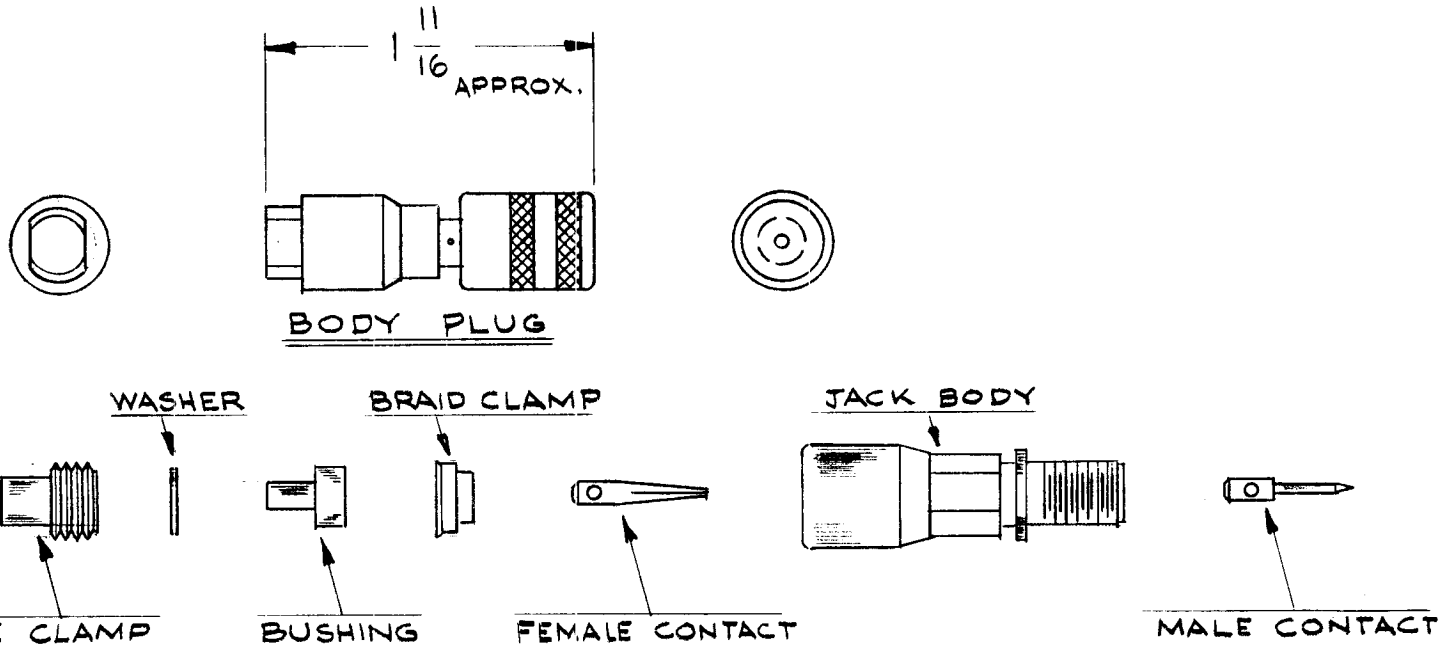
Ref - CANNON PLUGS - Diamond Div. # DIC-1043

REQ.	ITEM	PART NO.	DESCRIPTION				SYMBOL
			THE TECHNICAL MATERIEL CORP.				
			MAMARONECK. NEW YORK				
			CONNECTOR, RECEPTACLE, FEMALE				
			(HN Series)				
			16 ^{12/31/57}	<i>[Signature]</i>	<i>[Signature]</i>	<i>[Signature]</i>	
			TYPE & TEMPER	HEAT TREAT. SPEC.	DRAWN	CHECKED	FINAL APPROVAL
					<i>[Signature]</i>	<i>[Signature]</i>	UG-61*/U A
			FINISH & SPEC. NO.		ELEC. DES. APP.	MECH. DES. APP.	

REQ. PER UNIT	USED ON			UG-85/U
	MODEL	ASS'Y. NO.	DATE	
			4-29-60	

DIELECTRIC MATERIAL ~ STYRENE

FOR RG- /U CABLES 55, 58, 59, 62, 71



								REQ.	ITEM	PART NO.	DESCRIPTION	SYMBOL		
										THE TECHNICAL MATERIEL CORP. MAMARONECK, NEW YORK PLUG				
								STOCK SIZE						
								MATERIAL						
ISSUE	ITEM	CHANGED FROM	DATE	CH. NO.	DRAFTS	CHECKER	ENG. APP.			<div style="display: flex; justify-content: space-between;"> <div style="text-align: center;"> JORILLP 4-29-60 </div> <div style="text-align: center;"> </div> <div style="text-align: center;"> </div> </div>				
TOLERANCES			SCALE:										DRAWN	
DEC. DIM. ± FRAC. DIM. ± ANGULAR DIM. ±			MAXIMUM ALLOWABLE TOLERANCES HAVE BEEN DETERMINED AND ANY DEVIATIONS WILL BE CAUSE FOR REJECTION: REMOVE ALL BURRS AND SHARP EDGES					TYPE & TEMPER		HEAT TREAT. SPEC.		ELEC. DES. APP		MECH. DES. APP
								FINISH & SPEC. NO.				UG-85/U		

IF IT IS FOUND DESIRABLE TO CHANGE ANY TOLERANCE OR OTHER DETAIL SPECIFIED ON THIS DRAWING NOTIFY THE PURCHASER PROMPTLY.

STANDARD DRAWING

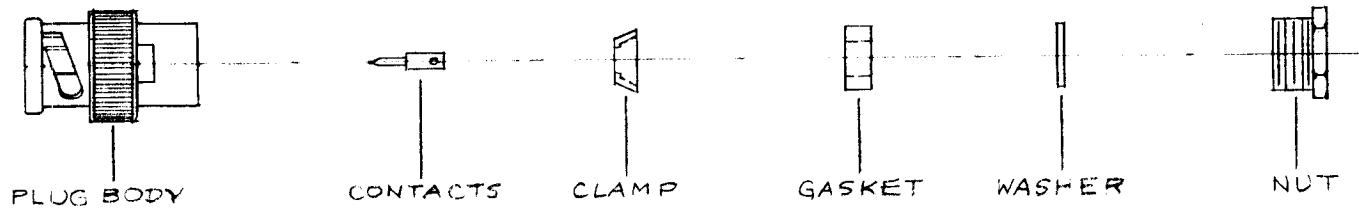
UG-88*/U B

MAXIMUM ALLOWABLE TOLERANCES HAVE BEEN DETERMINED AND DEVIATIONS WILL BE CAUSE FOR REJECTION. REMOVE ALL BURRS AND SHARP EDGES

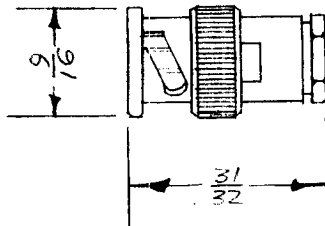
USED ON

MODEL	PROJECT NO.	ASS'Y. NO.	DATE
-------	-------------	------------	------

NAVY DWG. NO. RE49F246
USE WITH CABLES RG 55, RG 58/U, RG 58A/U



OBSOLETE
SEE MIL-C-39012/15



DIM. FOR REF. ONLY

REF.: AMPHENOL 31-002

* INDICATES LATEST MIL REVISION LETTER

B	OBSOLETE NOTE ADDED	6-5-67	12263	G.D.L.	<i>[Signature]</i>	
A	CLERICAL CHANGE	8/20/65		RVV.	<i>[Signature]</i>	
ISSUE	ITEM	CHANGED FROM	DATE	CN. NO.	DRAFTS CHECKER	ENG. APP.

TOLERANCES

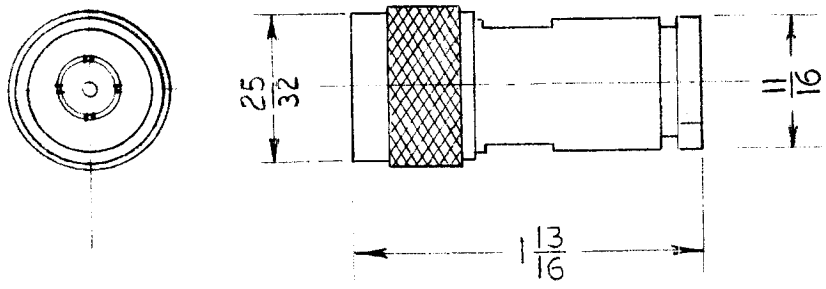
SCALE FULL

ALL OTHERS
DEC. DIM. ±
FRAC. DIM. ±
ANGULAR DIM. ±

DRILL, PUNCH, COMMERCIAL STOCK SIZES AND MANUFACTURERS TOLERANCES ARE NOT INCLUDED.

REQ.	ITEM	PART NO.	DESCRIPTION	SYMBOL
		<i>ff</i>	THE TECHNICAL MATERIEL CORP. MAMARONECK, NEW YORK	
		STOCK SIZE	CONNECTOR, PLUG	
		<i>ff</i>	WEATHERPROOF SERIES BNC	
		MATERIAL	16 11-19-53	
		WEIGHT PER PC.	G.T.O	
		TYPE & TEMPER	DRAWN	ELEC. DES. APP.
		<i>ff</i>	MECH. DES. APP.	
		HEAT TREAT. SPEC.	CHECKED	FINAL APPROVAL
		<i>ff</i>		UG-88*/U B
		FINISH & SPEC. NO.		

REQ. PER. UNIT	USED ON			UG-94A/U	A
	MODEL	ASSY. NO.	DATE		
			1-18-61		



FOR CABLES : RG-11/U

- WEATHERPROOF : YES
- NOM. IMPEDANCE : 70Ω
- MAX. VOLTAGE : 1500 VOLTS
- PRACTICAL FREQ. LIMIT : 10,000 MC
- DIELECTRIC : TEFLON
- GASKET : SILICONE

								REQ.	ITEM	PART NO.	DESCRIPTION			SYMBOL	
											THE TECHNICAL MATERIEL CORP.				
											MAMARONECK, NEW YORK				
											CONNECTOR, PLUG				
											"N" SERIES 70Ω				
								STOCK SIZE							
								MATERIAL							
A	1	ELSC SPEC CLARIFIED	11-13-62	706C	For	JW					De Luis	JW	FM		
ISSUE	ITEM	CHANGED FROM	DATE	CH. NO.	DRAFTS	CHECKER	ENG. APP.				DRAWN	CHECKED	FINAL APPROVAL		
TOLERANCES			SCALE:					TYPE & TEMPER	HEAT TREAT. SPEC.					UG-94A/U	
DEC. DIM. ±			MAXIMUM ALLOWABLE TOLERANCES HAVE BEEN DETERMINED AND ANY DEVIATIONS WILL BE CAUSE FOR REJECTION. REMOVE ALL BURRS AND SHARP EDGES					FINISH & SPEC. NO.		ELEC. DES. APP	MECH. DES. APP	A			
FRAC. DIM. ±															
ANGULAR DIM. ±															