

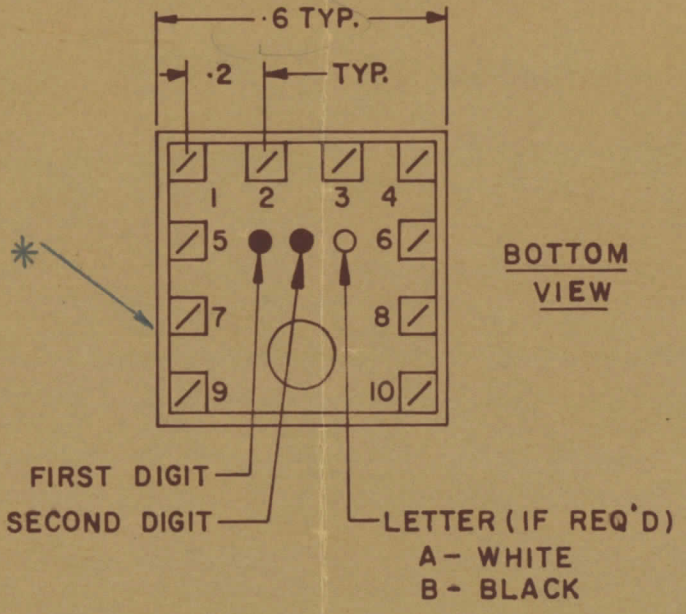
IF IT IS FOUND DESIRABLE TO CHANGE ANY TOLERANCE OR OTHER DETAIL SPECIFIED ON THIS DRAWING NOTIFY THE PURCHASER PROMPTLY				DIMENSIONS IN INCHES UNLESS OTHERWISE SPECIFIED			
MAXIMUM ALLOWABLE TOLERANCES HAVE BEEN DETERMINED AND DEVIATIONS WILL BE CAUSE FOR REJECTION REMOVE ALL BURRS AND SHARP EDGES				OTHERWISE SPECIFIED			
ISSUE	ITEM	CHANGED FROM	DATE	CN NO	DRAFTS	CHECKER	ENG APP
Ø		REL. TO PROD.	JAN 30/67		RPL		[Signature]
A		REV. AS PER CEMN	DEC 7/72	1203	PVM		[Signature]

TT10002-21B A

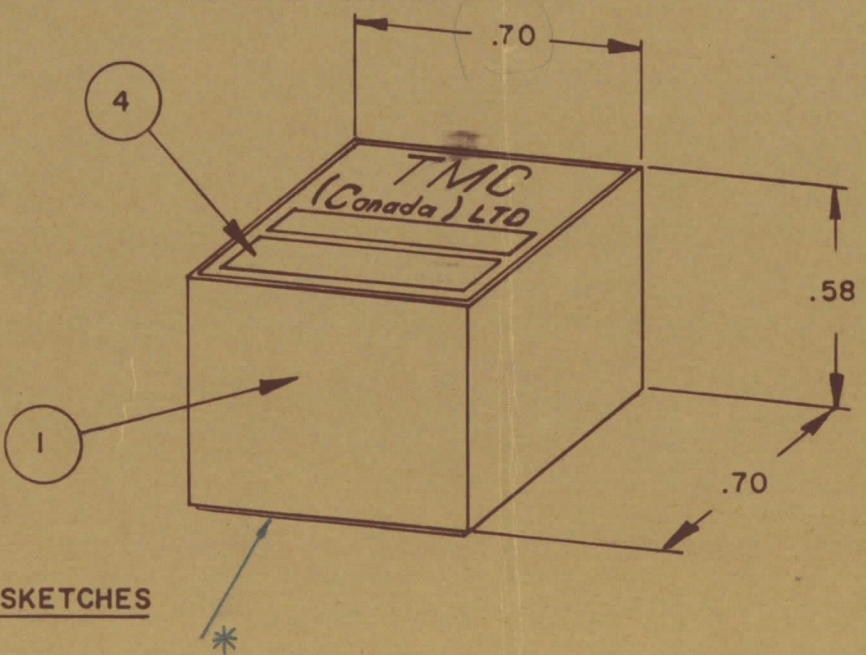
NOTE:-  
 1- COLOUR CODE INDICATES LAST TWO DIGITS AND LETTER IN TMC PART NO.  
 2- \* -INDICATES POSITION OF NAMEPLATE.

**ASSEMBLY INSTRUCTIONS:-**

- WIND 10 TURNS OF ITEM 3 AS SHOWN IN SKETCH 1.
- WIND 3 TURNS OF ITEM 8 AS SHOWN IN SKETCH 2.
- WIND --- TURNS OF ITEM --- AS SHOWN IN SKETCH 3.
- DIP COIL IN ITEM 5 AND BAKE FOR 1/2 HR. AT 125 °F.
- REMOVE 1 TURNS FROM THE PRIMARY IF NECESSARY TO OBTAIN THE FOLLOWING AT TEST FREQ. OF 7.9 MHZ.
  - INDUCTANCE IN  $\mu$ H. 6.8  $\pm$  1.2
  - Q MINIMUM ---
- MAXIMUM NUMBER OF TURNS TO BE REMOVED 1
- MOUNT TRANSFORMER ON BASE & CONNECT WIRES TO CORRESPONDING PINS.
- INSTALL ITEM --- & --- BETWEEN PINS --- & ---.
- INSTALL ITEM --- & --- BETWEEN PINS --- & ---.
- INSTALL ITEM 7 BETWEEN PINS 9 & 10.
- POT TRANSFORMER USING ITEM 6 AS PER SPEC. S10149.
- COLOUR CODE BOTTOM OF TRANSFORMER RED, BRN, BLK.
- INSTALL NAMEPLATE.



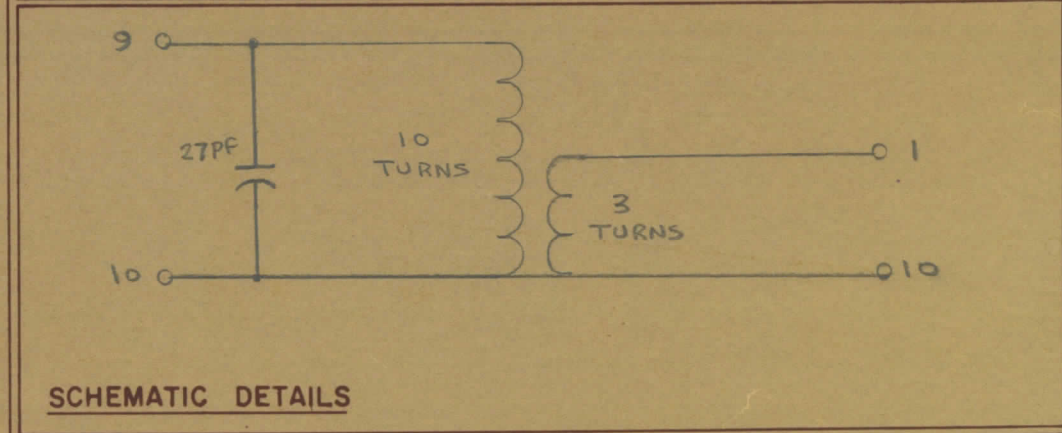
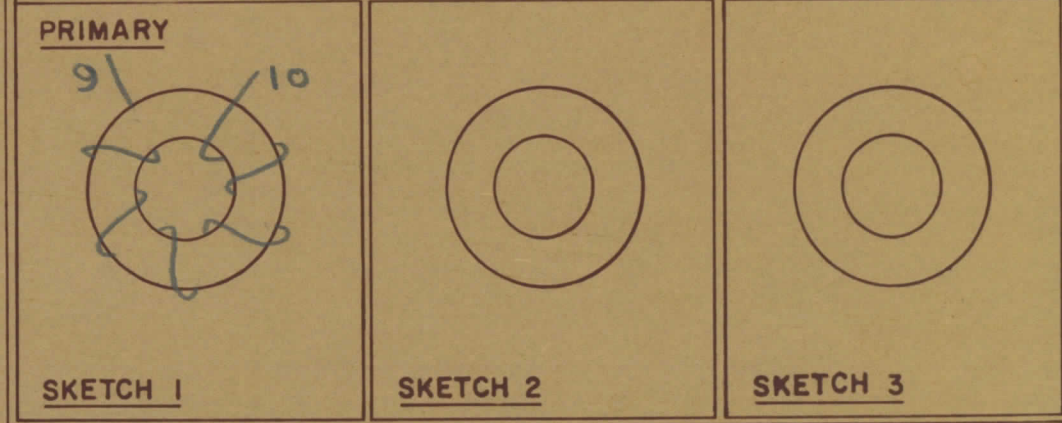
**COLOUR CODE MARKING**



TYPICAL FOR ALL SKETCHES

REQ	ITEM	PART NO.	DESCRIPTION	SYMBOL
1	1	BPI0011	COIL CASE ASSEMBLY	
1	2	CI-10011-1-Q1	CORE	
AR	3	WI-123-28	WIRE MAGNET	
1	4	NP 10157	NAMEPLATE	
AR	5	GL 130	Q-DOPE	
AR	6	GL 10005-3110 H	ENCAPSULANT	
1	7	CK05B x 270K	CAPACITOR, FIXED	
AR	8	WI-122-30	WIRE MAGNET	
	9			
	10			
	11			
	12			

DIRECTION OF WINDING TO BE CLOSELY FOLLOWED AS SHOWN IN SKETCHES. ALL LEADS TO BE 1 INCH LONG. TIN LEADS BACK 3/4 INCH.



TOLERANCES UNLESS OTHERWISE SPECIFIED	SCALE
ALL OTHERS	
DEC DIM	.X = .05
FRAC DIM	.XX = .01
ANGULAR DIM	.XXX = .005
	DRILL, PUNCH, COMMERCIAL STOCK SIZES AND MANUFACTURERS TOLERANCES ARE NOT INCLUDED

TTRR (2B)D	067/68	29 JAN 68
MODEL	PROJECT NO	ASSY NO
USED ON		

STOCK SIZE		TMC (Canada) LIMITED	
MATERIAL		OTTAWA ONTARIO	
WEIGHT PER PC		TRANSFORMER RF,	
TYPE & TEMPER		TUNED	
HEAT TREAT SPEC		E.T.	[Signature]
FINISH & SPEC NO		RPL	[Signature]
		TT 10002-21B A	