


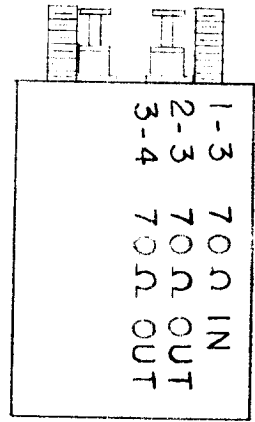
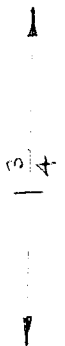
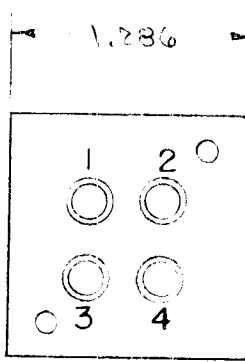
IF IT IS FOUND DESIRABLE TO CHANGE ANY TOLERANCE OR OTHER DETAIL SPECIFIED ON THIS DRAWING NOTIFY THE PURCHASER PROMPTLY.

TR-026

MAXIMUM ALLOWABLE TOLERANCES HAVE BEEN DETERMINED AND DEVIATIONS WILL BE CAUSE FOR REJECTION. REMOVE ALL BURRS AND SHARP EDGES

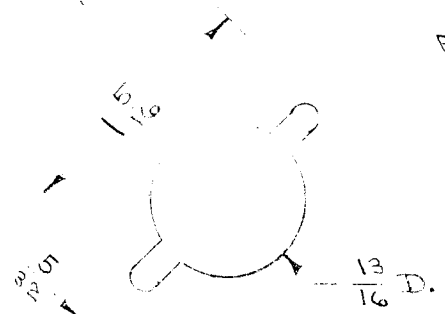
USED ON

MODEL	PROJECT NO.	ASS'Y. NO.	DATE



MECHANICAL SPECIFICATIONS-
 1. CASE- STEEL
 2. TERMINALS- CERAMIC
 3. FILLER- COMPOUND
 4. FINISH- GREY
 5. STUDS- 6-32 x 3/8

ELECTRICAL SPECIFICATIONS-
 1-3 70Ω IN. UNBALANCED
 2-3 70Ω OUT. BALANCED
 3-4 70Ω OUT. BALANCED
 FREQUENCY RANGE-
 2-30 MC ± 3 db.



DRILLING PLAN.

TMC
TR 026

REQ.	ITEM	PART NO.	DESCRIPTION	SYMBOL
-----#-----			THE TECHNICAL MATERIEL CORP. MAMARONECK, NEW YORK	
STOCK SIZE				
-----#-----		- # -	TRANSFORMER	
MATERIAL		WEIGHT PER PC.	ANTENNA MATCHING	
TYPE & TEMPER			C.D.D. S. 21-52	ARB
DRAWN			ELEC. DES. APP.	MECH. DES. APP.
HEAT TREAT. SPEC.			11/22	ARB
FINISH & SPEC. NO.			CHECKED	FINAL APPROVAL
			2A-470	TR-026

ISSUE	ITEM	CHANGED FROM	DATE	CN. NO.	DRAFTS	CHECKER	ENG. APP.
TOLERANCES							
ALL OTHERS			SCALE				
DEC. DIM. ±			DRILL, PUNCH, COMMERCIAL STOCK SIZES AND MANUFACTURERS TOLERANCES ARE NOT INCLUDED.				
FRAC. DIM. ±							
ANGULAR DIM. ±							