

IF IT IS FOUND DESIRABLE TO CHANGE ANY TOLERANCE OR OTHER DETAIL SPECIFIED ON THIS DRAWING NOTIFY THE PURCHASER PROMPTLY.

TR-024

MAXIMUM ALLOWABLE TOLERANCES HAVE BEEN DETERMINED AND DEVIATIONS WILL BE CAUSE FOR REJECTION. REMOVE ALL BURRS AND SHARP EDGES

USED ON

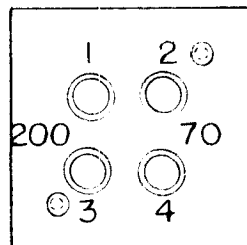
MODEL

PROJECT NO.

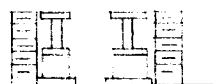
ASS'Y. NO.

DATE

1.286





1.286



2

3/4



DRILLING PLAN

MECHANICAL SPECIFICATIONS-

1. CASE - STEEL
2. TERMINALS - CERAMIC
3. FILLER - COMPOUND
4. FINISH - GREY
5. STUDS - 6-32 X 3/8

ELECTRICAL SPECIFICATIONS

1. INPUT 1-3 200 Z UNBAL.
OUTPUT 2-4 70 Z UNBAL.
2. FREQUENCY RESPONSE
2-30 mc. ± 3 db.

TMC
TR 024

| REQ. | ITEM | PART NO. | DESCRIPTION | SYMBOL |
|--------------------|------|----------------|--|-----------------|
| -----#----- | | | THE TECHNICAL MATERIEL CORP. MAMARONECK. NEW YORK | |
| STOCK SIZE | | | | |
| -----#----- | | -----#----- | TRANSFORMER | |
| MATERIAL | | WEIGHT PER PC. | ANTENNA MATCHING | |
| -----#----- | | | C.D.D. 5-20-53 | 21.2 |
| TYPE & TEMPER | | | DRAWN | ELEC. DES. APP. |
| -----#----- | | | MECH. DES. APP. | |
| HEAT TREAT. SPEC. | | | FINAL APPROVAL | |
| -----#----- | | | 2A-469 | |
| FINISH & SPEC. NO. | | | TR-024 | |

| ISSUE | ITEM | CHANGED FROM | DATE | CN. NO. | DRAFTS | CHECKER | ENG. APP. |
|-------|------|--------------|------|---------|--------|---------|-----------|
| | | | | | | | |

| TOLERANCES | | SCALE |
|------------|---|---|
| ALL OTHERS | DEC. DIM. ± FRAC. DIM. ± ANGULAR DIM. ± | DRILL, PUNCH, COMMERCIAL STOCK SIZES AND MANUFACTURERS TOLERANCES ARE NOT INCLUDED. |