STANDARD DRAWING

REQ. PER UNIT	USED ON MODEL	ASS'Y. NO.	DATE
1	AMD-1	A-205	10-23-52
1	TRU		2-7-57
2	AMD-2		
	CFA-L		5-26-58
	CFA-1LB		5-26-58

TF 5002 C

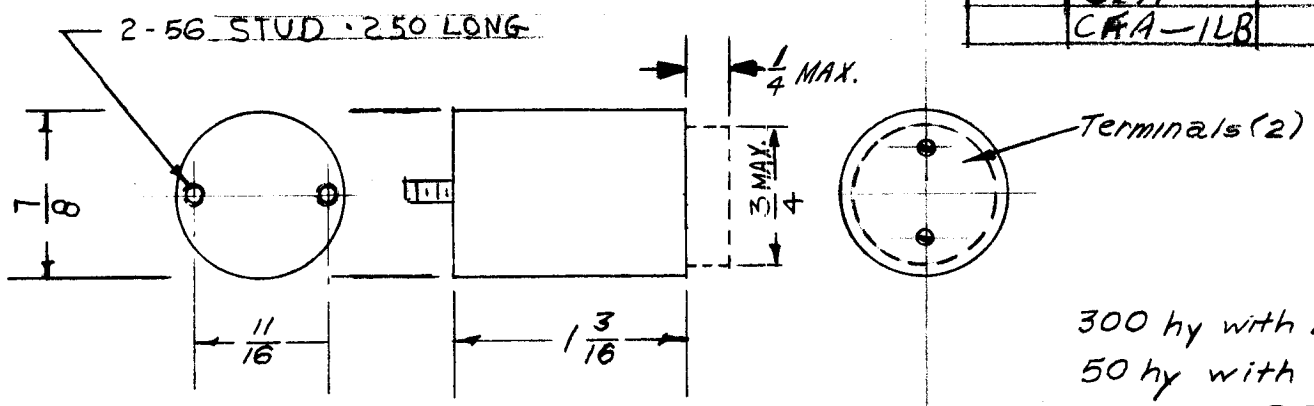

300 hy with Zero DC
50 hy with 3 MA DC
6000Ω DC Res.

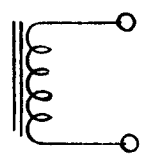

Schematic

Mfg. will supply two 2-56, binderhead screws, 1/4" long. (TMC equiv. - SCBP0256BN4)

Terminals - Quan. Two
TYPE. Optional, provided dimensions do not exceed those shown.

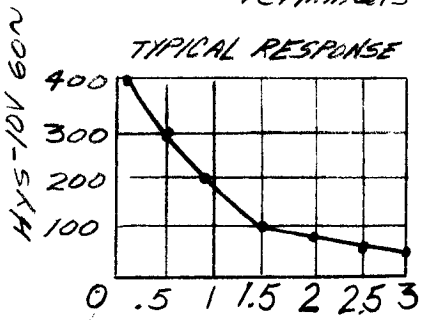

ISSUE	ITEM	CHANGED FROM	DATE	CH. NO.	DRAFTS	CHECKER	ENG. APP.
C	1	ADDED STUDS	8/72	1	aa	R.C.	2.B
B	1	TERM. DIM., RESPONSE CURVE, TERM NOTE & DIM., ADDED SCBP0256 BN4 WAS SCBP0256 BC4	11/16/65	15/46	H.V.V.	JCB	JC
A	1	Redrawn - Addition info. - No Elect. chg.	2/7/57	1	HB	JWe	ARB

TOLERANCES

DEC. DIM. ±
FRAC. DIM. ±
ANGULAR DIM. ±

C

SCALE: S401-29 (0-13)

MAXIMUM ALLOWABLE TOLERANCES HAVE BEEN DETERMINED AND ANY DEVIATIONS WILL BE CAUSE FOR REJECTION.
REMOVE ALL BURRS AND SHARP EDGES

REQ.	ITEM	PART NO.	DESCRIPTION	SYMBOL

STOCK SIZE

MATERIAL

TYPE & TEMPER | HEAT TREAT. SPEC.

FINISH & SPEC. NO.

THE TECHNICAL MATERIEL CORP.
MAMARONECK, NEW YORK

REACTOR

DRAWN	CHECKED	FINAL APPROVAL
HB 2-7-57	JWe	A.J.J.

ELEC. DES. APP.	MECH. DES. APP.	
P.L.K.		TF 5002 C

FORM - 108 - A