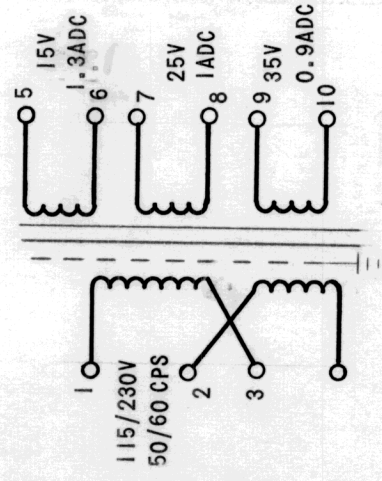
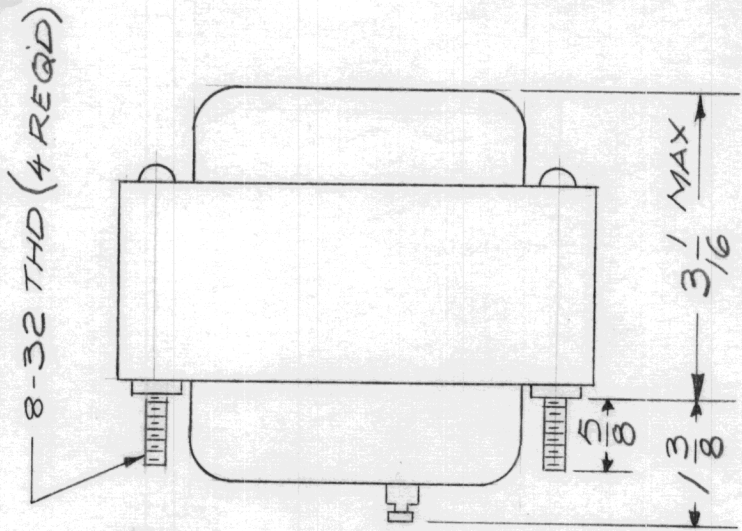
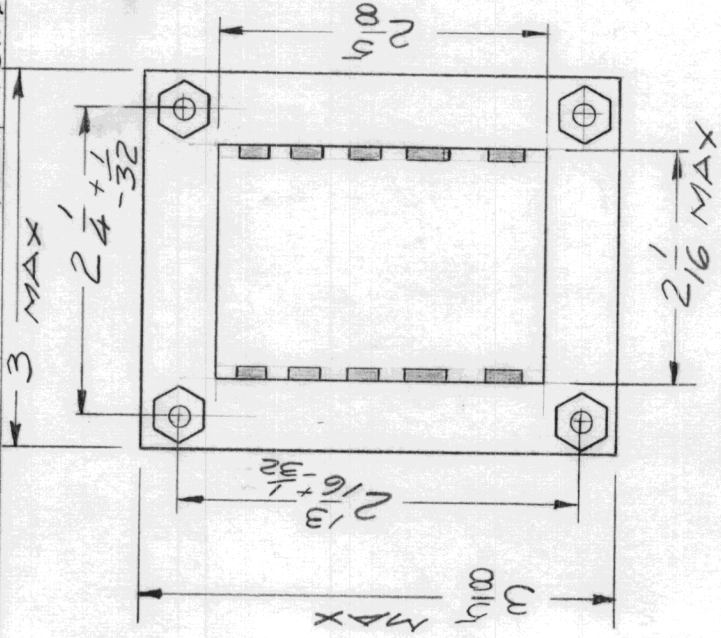


APPLICATION			REVISIONS						
QTY	MODEL USED ON	ASS'Y NO.	LTR	DESCRIPTION	DATE	E.M.N.NO	DRAFT	CHKD	APPD
	HFSR-4		A	PICT. & SCHM. ADDED	32069/19368	GE			



**SPECIFICATIONS**

PRIMARY: 115/230 V  
 SECONDARY: 15V - 1.3 ADC  
 25V - 1.0 ADC  
 35V - 0.9 ADC  
 FRAME TYPE: OPEN

UNLESS OTHERWISE SPECIFIED DIMENSIONS ARE IN INCHES AND INCLUDE CHEMICALLY APPLIED OR PLATED FINISHES	REQ'D	ITEM	PART NUMBER	DESCRIPTION	SYM.
DECIMALS X ± .05 XX ± .01 XXX ± .005 FRACTIONS 1/64 ANGLES 0° - 30°	OP	EFM		LIST OF MATERIAL	
MATERIAL				THE TECHNICAL MATERIEL CORP. MAMARONECK, NEW YORK	
FINISH				TRANSFORMER POWER STEP DOWN	
S401-30 (7963)					
FINAL APPROVAL					
MECH. DES.					
ELECT. DES.					
CHECKED					
DRAWN					
DATE	3/25/68				
DATE					
DATE					
DATE					

SIZE	CODE IDENT. NO.	DWG NO.	ISSUE
A	82679	TF 372	A
SCALE	VT'S	SHEET	OF

**NOTICE TO PERSONS RECEIVING THIS DRAWING**  
 THE TECHNICAL MATERIEL CORPORATION claims proprietary right in the material disclosed hereon. This drawing is issued in confidence for engineering information only and may not be reproduced or used in manufacture, anything shown hereon without permission from THE TECHNICAL MATERIEL CORPORATION to the user. This drawing is loaned for mutual assistance and is subject to recall at any time.