

IF IT IS FOUND DESIRABLE TO CHANGE ANY TOLERANCE OR OTHER DETAIL SPECIFIED ON THIS DRAWING NOTIFY THE PURCHASER PROMPTLY.

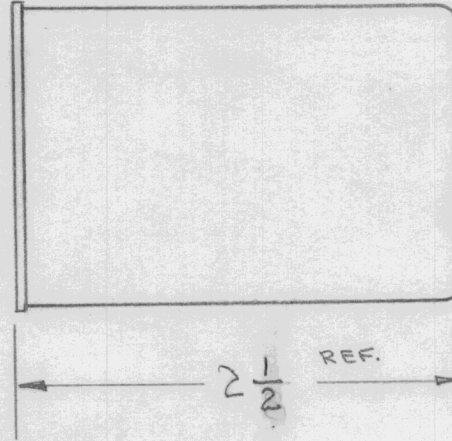
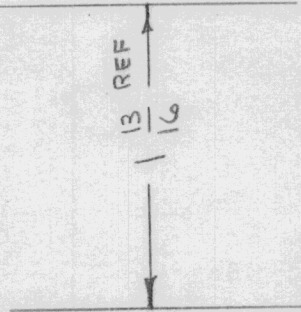
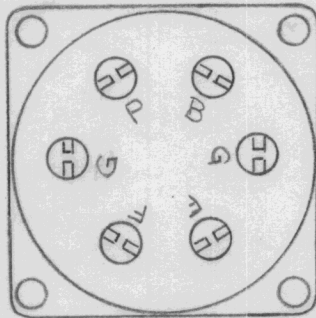
MAXIMUM ALLOWABLE TOLERANCES HAVE BEEN DETERMINED AND DEVIATIONS WILL BE CAUSE FOR REJECTION. REMOVE ALL BURRS AND SHARP EDGES

TF-113


A

USED ON

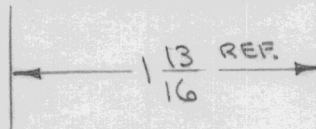
MODEL	PROJECT NO.	ASS'Y. NO.	DATE
LSP			
DCU			



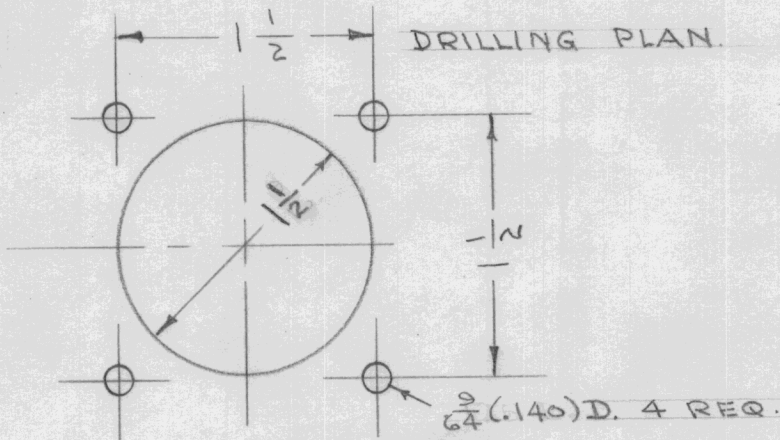
APPLICATION - 1 PLATE TO 2 GRIDS.  
 PRI. IMP. - 15,000 Ω  
 SEC. IMP. - 135,000 Ω CENTER-TAPPED. 3:1 RATIO OVERALL  
 CASE NO. - RC-62.



STAMP TOP AS SHOWN  
 LETTERING 1/8 HIGH



DRILLING PLAN



REF. UNITED TRANSFORMER CORP. CG-132

REQ.	ITEM	PART NO.	DESCRIPTION	SYMBOL
		#	THE TECHNICAL MATERIEL CORP. MAMARONECK, NEW YORK	
		STOCK SIZE	TRANSFORMER	
		MATERIAL	AUDIO	
		WEIGHT PER PC.		
		TYPE & TEMPER	C.D. 8-27-53	Ao Jo Jo
		HEAT TREAT. SPEC.	DRAWN	ELEC. DES. APP. MECH. DES. APP.
		FINISH & SPEC. NO.	CHECKED	FINAL APPROVAL
				TF-113 A

A	1	TMC NO Added	1/12/53	1	AAO	CDW	USE
ISSUE	ITEM	CHANGED FROM	DATE	CN. NO.	DRAFTS	CHECKER	ENG. APP.

TOLERANCES SCALE 5401-29 (CG-132)

ALL OTHERS	DEC. DIM. ± FRAC. DIM. ± ANGULAR DIM. ±	C	DRILL, PUNCH, COMMERCIAL STOCK SIZES AND MANUFACTURERS TOLERANCES ARE NOT INCLUDED.
------------	---	---	---