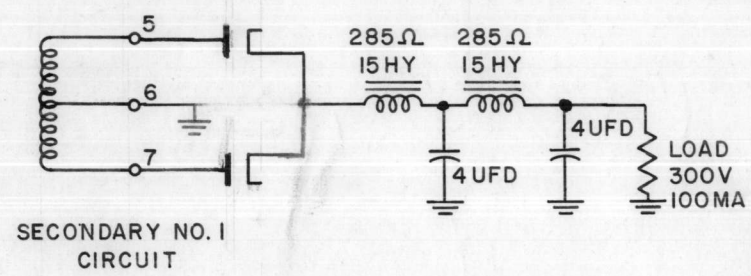
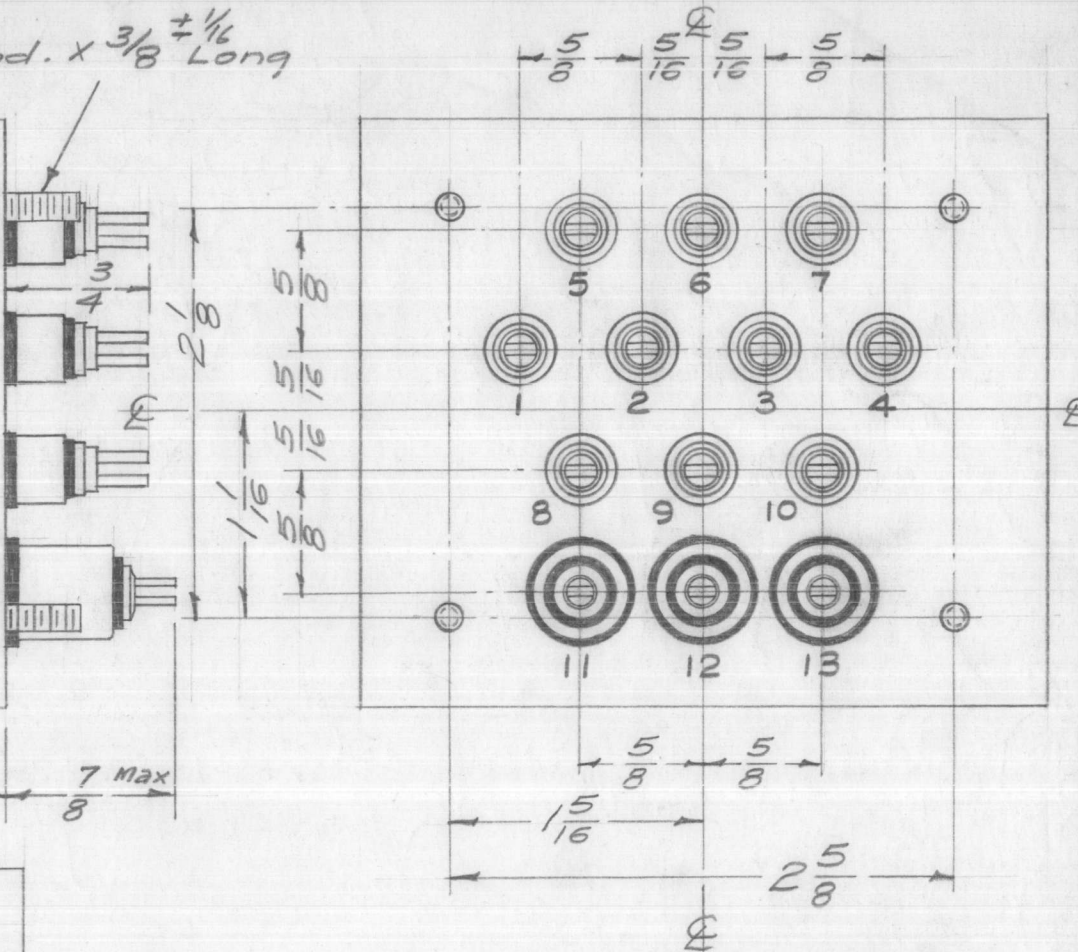
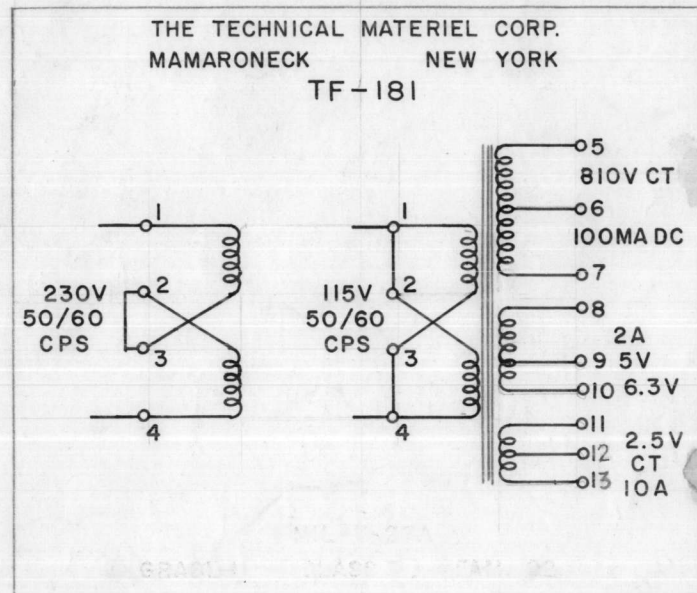


TF-181 B



ELECTRICAL SPECIFICATIONS:
 Primary - 115/230 VAC, 50/60 CPS, Single Phase
 Secondary - No. 1 (Term. 5, 6, 7) 810V @ 100 Ma. DC, CT.
 No. 2 (Term. 8, 9) 5V @ 2A.
 (Term. 8, 10) 6.3V @ 2A.
 No. 3 (Term. 11, 12, 13) 2.5V @ 10A CT.
 Insulation - Secondary Windings No. 1 & 2 shall be insulated for 1500V.
 Primary - for 1500V.
 Secondary No. 3 - for 5000V.

NOTE: MANUFACTURED IN ACCORDANCE WITH MIL SPEC T-27-A EXCEPT THAT MIL SPEC T-27-A SHALL NOT APPEAR ON CASE AND QUALIFICATION TESTING IS NOT REQUIRED.

MECHANICAL SPECIFICATIONS:
 Case - Rectangular, Steel, MIL Type JA, Hermetically Sealed.
 Finish - TMC Smooth Grey Enamel (5115), except terminal end.
 Size - 3-1/16 x 3-9/16 x 4-7/8 high, excluding studs and terminals.
 Stamping - Terminals shall be metal stamped 1-13 as shown. Opposite end shall be rubber stamped in black as shown.

STANDARD DRAWING

ISSUE ITEM	CHANGED FROM	DATE	CH. NO.	DRAFTS	CHECKER	ENG. APP.
B 1	ON SCHEMATIC; PIN (12) WAS (13); PIN (13) WAS (14)	3-22-65	13619			
A 1	NOTE ADDED (MIL T-27-A)	6-29-60	2572			

TOLERANCES: DEC. DIM. ± 1/64, FRAC. DIM. ± 1/64, ANGULAR DIM. ±

SCALE: FULL

MAXIMUM ALLOWABLE TOLERANCES HAVE BEEN DETERMINED AND ANY DEVIATIONS WILL BE CAUSE FOR REJECTION. REMOVE ALL BURRS AND SHARP EDGES

Transformer shall be in accordance with MIL T-27-A and amend., Grade 1, Class R, Form. 02.

MIL Type TF1RX02JA

REQ. PER UNIT	MODEL	PROJECT NO.	ASS'Y. NO.	DATE
1	PSP-350	PAL-350		7/11/58

USED ON

REQ. ITEM	PART NO.	DESCRIPTION	SYMBOL
		THE TECHNICAL MATERIEL CORP. MAMARONECK, NEW YORK	
STOCK SIZE		TRANSFORMER, POWER, STEP DOWN & STEP UP	
MATERIAL			
TYPE & TEMPER			
HEAT TREAT. SPEC.			
FINISH & SPEC. NO.			

DRAWN: MJP, CHECKED: JAW, FINAL APPROVAL: ATJ

TF-181 B