DESG.	DIMENSION	TOL.	REMARK
A	3/4	±.015	SHAFT LG. FROM MTG. SURFACE
B	1/4	±.005	BUSH. LG.
C	—	±.015	FLAT LG. (IF REQ.)
D	—	±2°	FLAT ANGLE (IF REQ.)
E	—	±.002	FLAT (IF REQUIRED)
F	17/32	±.010	KEY LOCATION (IF REQ.)
G	180°		KEY LOCATION (IF REQ.)
M	5/32	±.010	
N	1/8	±.093	REAR SCR. EXT.
Q	2 5/8	±.031	REAR SHAFT EXT.
R	.250		1st SEC. SPACING

TMC PART NUMBER: SW-571 STAMP ON FRONT PLATE
FRONT PLATE SHAPE: ROUND ✓ OR OBLONG ___

MECHANICAL SPECIFICATIONS:
NUMBER OF SECTIONS- 3
NUMBER OF POSITIONS- 12
ANGLE OF THROW- 30°

CONTACTS:
SHORTING TYPE, SECTIONS # 1 & 2
NON SHORTING TYPE, SECTIONS # 3
SILVER PLATED BRASS, SECTIONS 3
SILVER ALLOY, SECTIONS ___

WAFERS:
BAKELITE, SECTIONS 3
CERAMIC, SECTIONS ___
MYCALEX, SECTIONS ___
IMPREGNATION (IF REQ.) ___

FINISH REQUIREMENTS:
ARMY ___ NAVY ___ COMMERCIAL ✓
SALT TEST (IF REQ.)

HARDWARE, TO BE SUPPLIED BY MANUFACTURER:
1 QUAN. 3/8 -32 NUTS 1/2 ACROSS FLATS
MATERIAL STEEL PLATING CADMIUM
___ QUAN. ___ INTERNAL TOOTH LOCKWASHER
___ MATERIAL STEEL PLATING CADMIUM

ELECTRICAL SPECIFICATIONS:
MAXIMUM RATED VOLTAGE 110 VAC
MAXIMUM RATED CURRENT 1.0 AMP BREAK
5.0 AMP CARRY

NOTE:
FOR S401-13 ("F" TYPE) SWITCHES, THE SHAFT POSITION MUST BE SPECIFIED ON DETAIL "XX" BELOW.

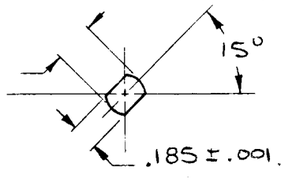

— DETAIL "XX" —

NOTES

REVISIONS							
ZONE	LTR	DESCRIPTION	DATE	E.M.N.NO	DRAFT	CHKD	APPD

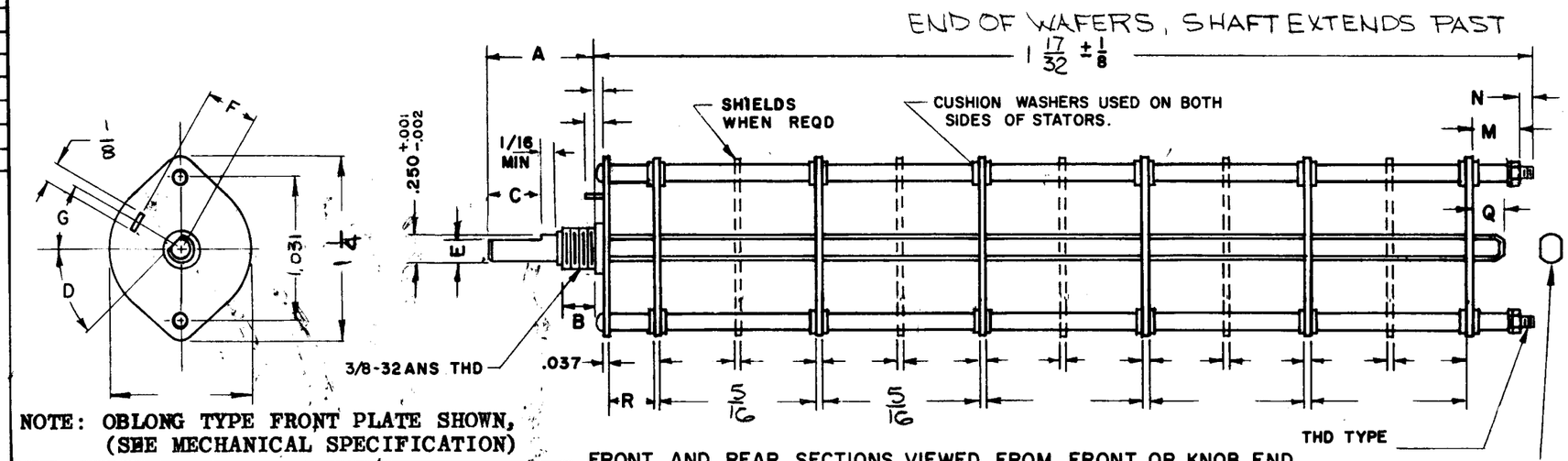

NOTE: OBLONG TYPE FRONT PLATE SHOWN, (SEE MECHANICAL SPECIFICATION)

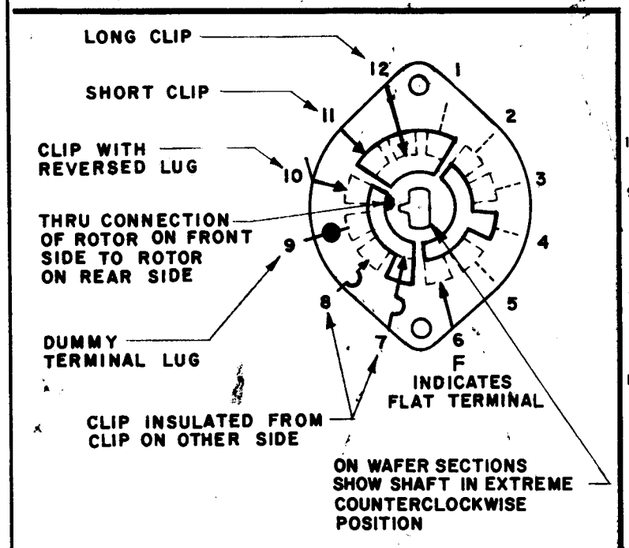

FRONT AND REAR SECTIONS VIEWED FROM FRONT OR KNOB END OF SWITCH IN EXTREME COUNTERCLOCKWISE POSITION.

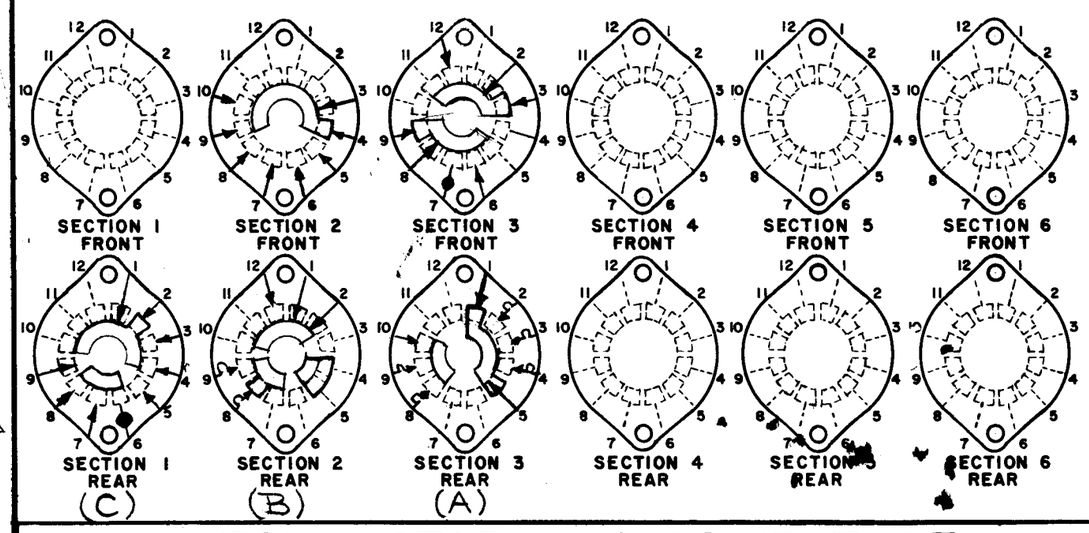

SWITCH, ROTARY – 12 POINT TYPE

SYMBOLS USED IN MARKING PRINT

1	MMX-2B	BMA 535
QTY / UNIT	MODEL USED ON	ASS'Y NO.

APPLICATION

CODE

NOTICE TO PERSONS RECEIVING THIS DRAWING
THE TECHNICAL MATERIEL CORPORATION claims proprietary right in the material disclosed hereon. This drawing is issued in confidence for engineering information only and may not be reproduced or used to manufacture anything shown hereon without permission from THE TECHNICAL MATERIEL CORPORATION to the user. This drawing is loaned for mutual assistance and is subject to recall at any time.

UNLESS OTHERWISE SPECIFIED DIMENSIONS ARE IN INCHES AND INCLUDE CHEMICALLY APPLIED OR PLATED FINISHES

DECIMALS	TOLS.	FRACTIONS
.X ± .05		1/64
.XX ± .01		ANGLES
.XXX ± .005		0° -30'

MATERIAL

FINISH

FINAL APPROVAL	DATE
MECH. DES.	DATE
ELECT. DES.	DATE
CHECKED	DATE
DRAWN PH	DATE 10-31-77

THE TECHNICAL MATERIEL CORP.
MAMARONECK, NEW YORK

ROTARY SWITCH
S11A MODE

SIZE	CODE IDENT. NO.	DWG NO.	ISSUE
B	82679	SW 571	

SCALE ___ SHEET ___ OF ___