

IF IT IS FOUND DESIRABLE TO CHANGE ANY TOLERANCE OR OTHER DETAIL SPECIFIED ON THIS DRAWING NOTIFY THE PURCHASER PROMPTLY.

PO-137 A

MAXIMUM ALLOWABLE TOLERANCES HAVE BEEN DETERMINED AND DEVIATIONS WILL BE CAUSE FOR REJECTION. REMOVE ALL BURRS AND SHARP EDGES

REQ. PER UNIT

USED ON

MODEL

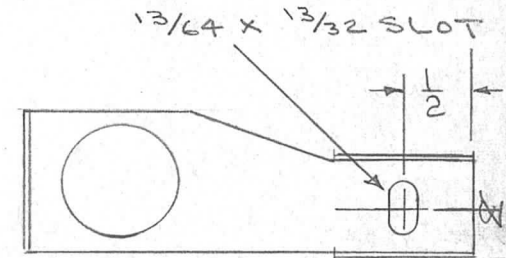
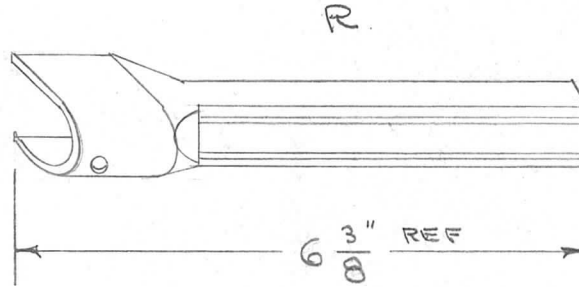
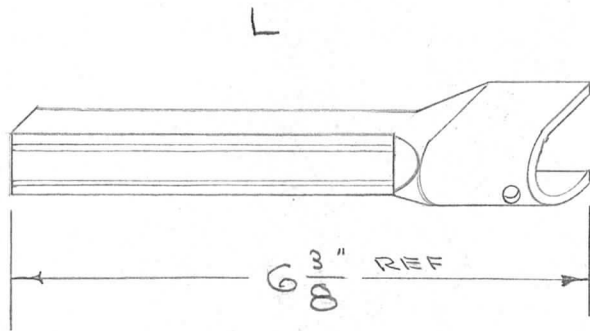
PROJECT NO.

ASS'Y. NO.

DATE

TMC. NO.	CAT. NO.
PO-137 -1	CF2-617 L
PO-137 -2	CF2-617 R

FURNISHED WITH CRIMP CONNECTORS (CU-125) AND INSULATOR TUBES (PX-371). End Pcs. Have 1/2" CONDUIT KNOCKOUTS.



MODIFICATION OF END PIECE (FOR MODEL A-1421) ONLY

REF: NAT'L. ELEC. PROD. CORP. # CF2-617

REQ.	ITEM	PART NO.	DESCRIPTION	SYMBOL
			THE TECHNICAL MATERIEL CORP.	
STOCK SIZE			MAMARONECK, NEW YORK	
			JUNCTION BOX	
MATERIAL		WEIGHT PER PC.	STRAIGHT END	
			CDP-4-27-SS	
TYPE & TEMPER				
			DRAWN	ELEC. DES. APP.
			CHECKED	FINAL APPROVAL
HEAT TREAT. SPEC.				
FINISH & SPEC. NO.				

A	1	End pc. Modification Added	8/14/57	L	FADE	FADE	
ISSUE	ITEM	CHANGED FROM	DATE	CN. NO.	DRAFTS	CHECKER	ENG. APP.
TOLERANCES			SCALE				
ALL OTHERS	DEC. DIM. ± FRAC. DIM. ± ANGULAR DIM. ±		DRILL, PUNCH, COMMERCIAL STOCK SIZES AND MANUFACTURERS TOLERANCES ARE NOT INCLUDED.				

PO-137 A