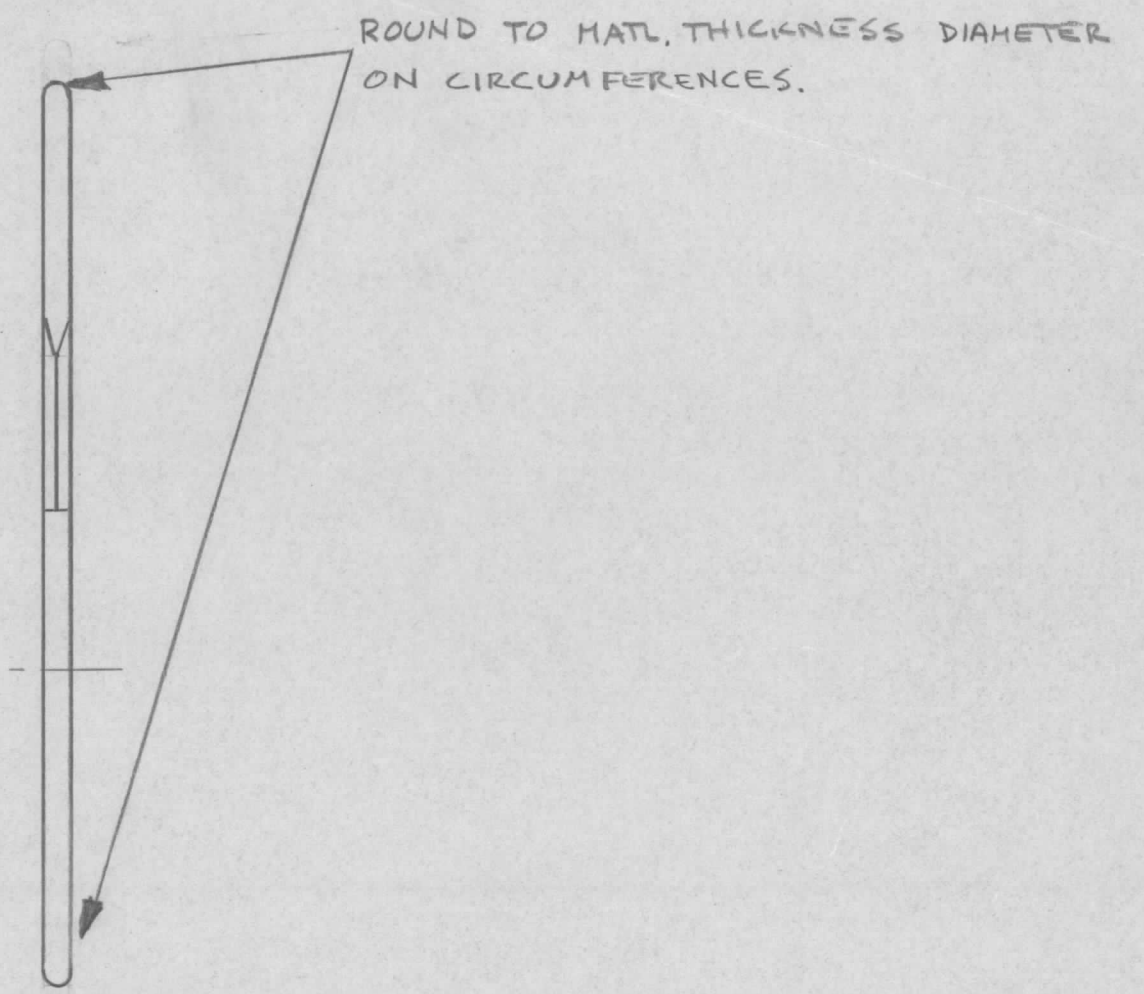
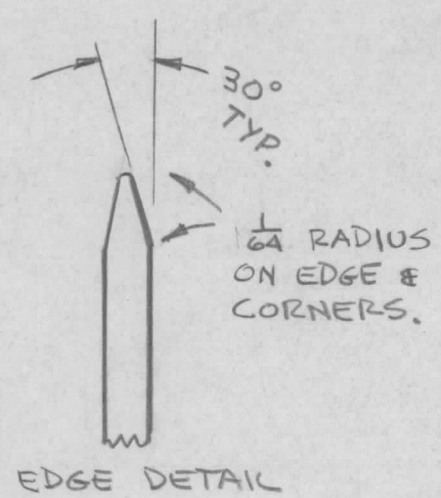
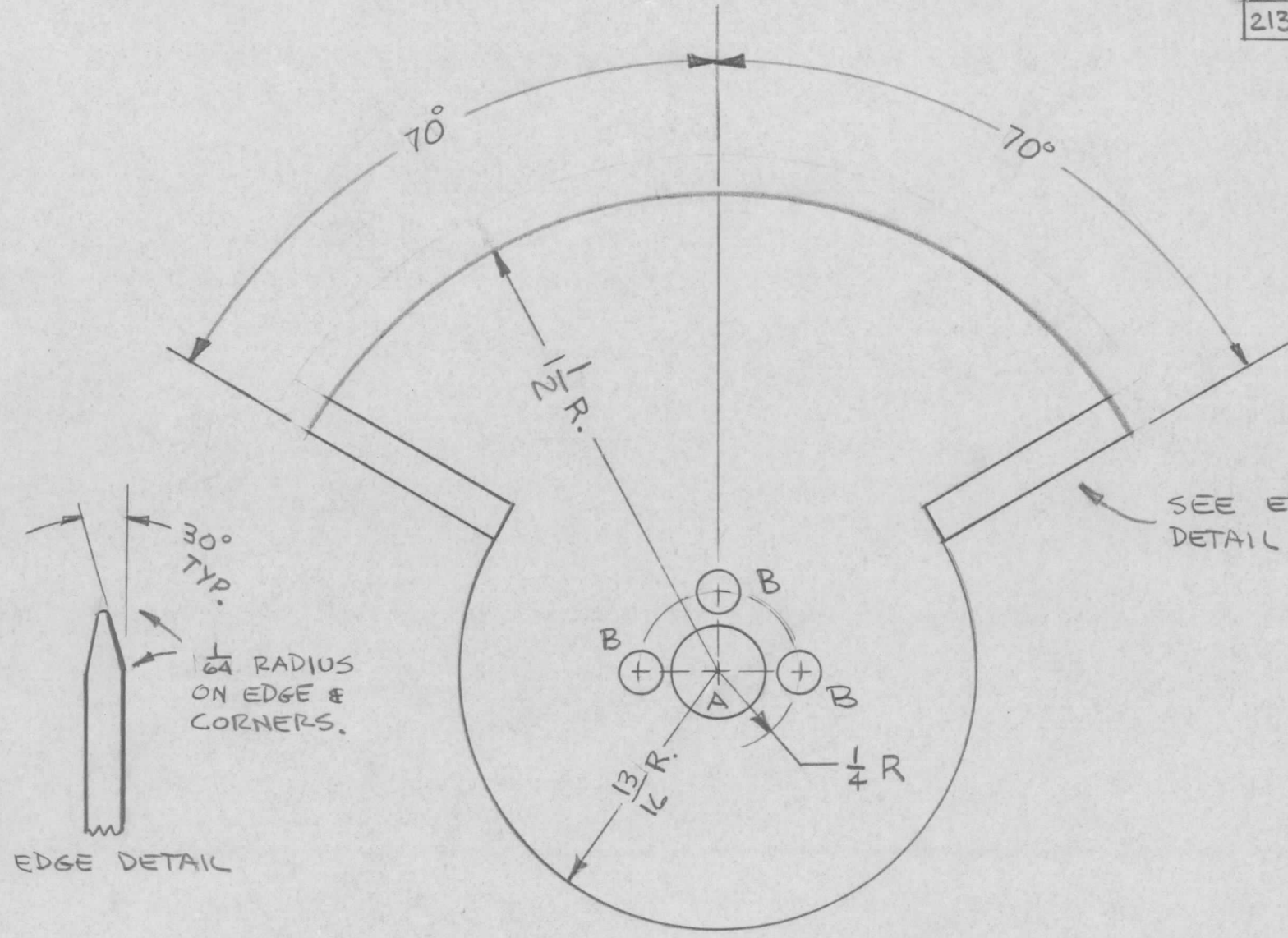


REVISIONS							
E.M.N. NO.	DRAFT	CHKD	ZONE	LTR	DESCRIPTION	DATE	APPROVED
	DV			Ø	ORIGINAL RELEASE FOR PRODUCTION	11/30/73	
21373	G.D.L.	A		A	DIM 1 1/2 WAS 1 5/8	5-24-76	lh



SEE EDGE DETAIL 2 PL.

A ~ 3/32 DIA 1 REQ'D
 B ~ 1/8 DIA. 3 REQ'D

REQ'D	ITEM	PART NUMBER	DESCRIPTION	SYM.
LIST OF MATERIAL				

QTY / UNIT	MODEL USED ON	ASS'Y NO.
1	AX5176	AX5177
APPLICATION		
CODE		

NOTICE TO PERSONS RECEIVING THIS DRAWING
 THE TECHNICAL MATERIEL CORPORATION claims proprietary right in the material disclosed hereon. This drawing is issued in confidence for engineering information only and may not be reproduced or used to manufacture anything shown hereon without permission from THE TECHNICAL MATERIEL CORPORATION to the user. This drawing is loaned for mutual assistance and is subject to recall at any time.

UNLESS OTHERWISE SPECIFIED DIMENSIONS ARE IN INCHES AND INCLUDE CHEMICALLY APPLIED OR PLATED FINISHES	FINAL APPROVAL [Signature]	DATE 11/16/73
DECIMALS .X ± .05 .XX ± .01 .XXX ± .005	FRACTIONS 1/64 ANGLES 0° -30'	ELECT. DES. [Signature]
MATERIAL .064 BRASS - HALF HARD	CHECKED [Signature]	DATE 16 MAY 73
FINISH NONE	DRAWN [Signature]	DATE 16 MAY 73

THE TECHNICAL MATERIEL CORP. MAMARONECK, NEW YORK			
ROTOR, BND SW			
SIZE B	CODE IDENT. NO. 82679	DWG NO. PM 1565	ISSUE A
SCALE 2:1		SHEET OF	