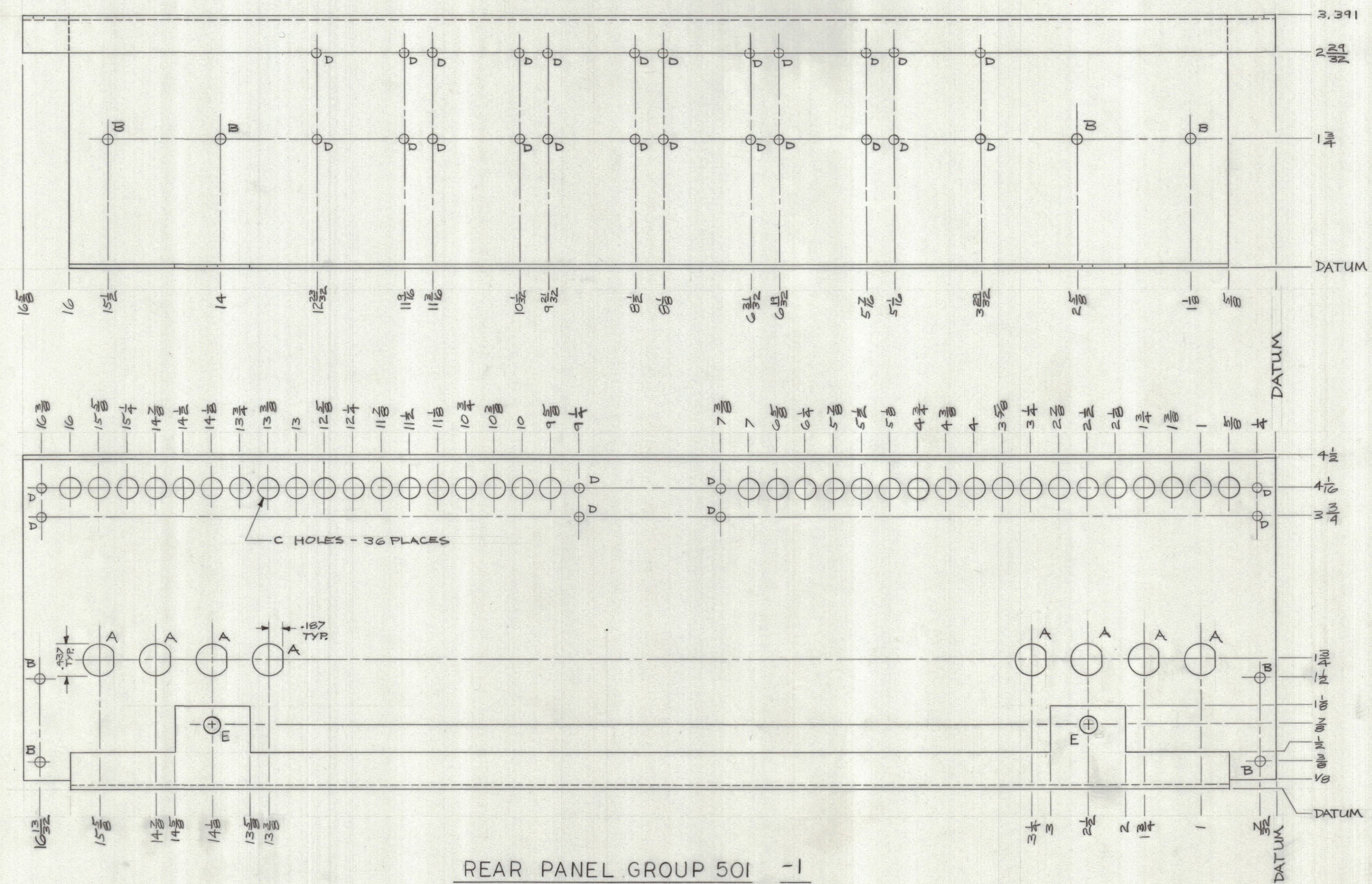


REVISIONS						
ZONE	LTR	DESCRIPTION	DATE	E.M.N.NO	DRAFT	CHKD APPD
A		REVISED AND REDRAWN	4-25-68		ROG	REF
B		SEE SHEET 2	5-6-68		RES	RES
C		5-3/4 DIM WAS 3-11/16 SEE ALSO SHT 2	6-4-68		RES	REF
X		DWG. No. WAS 40Q12D7074	8-21-65		C. G. ROG	
Ø		ORIGINAL RELEASE FOR PRODUCTION	8-15-69		MJT	



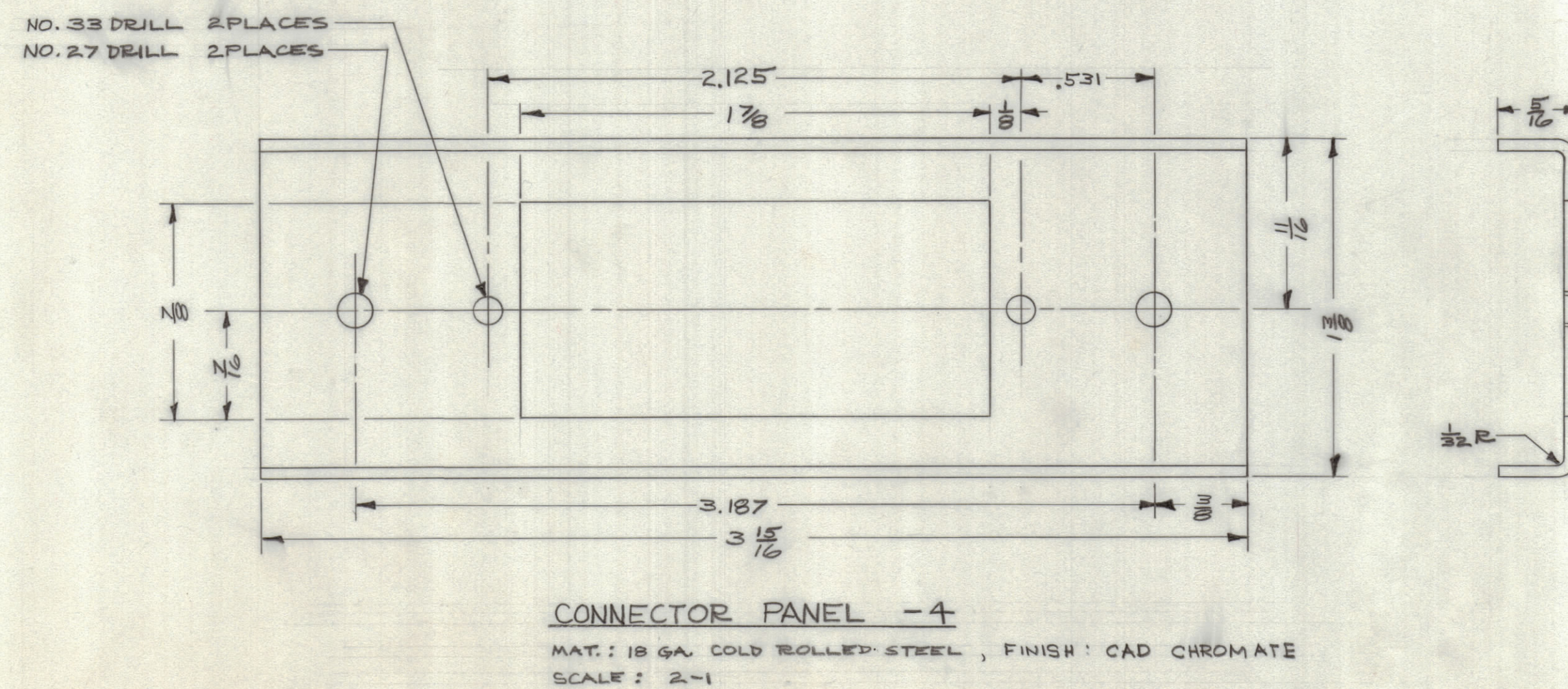
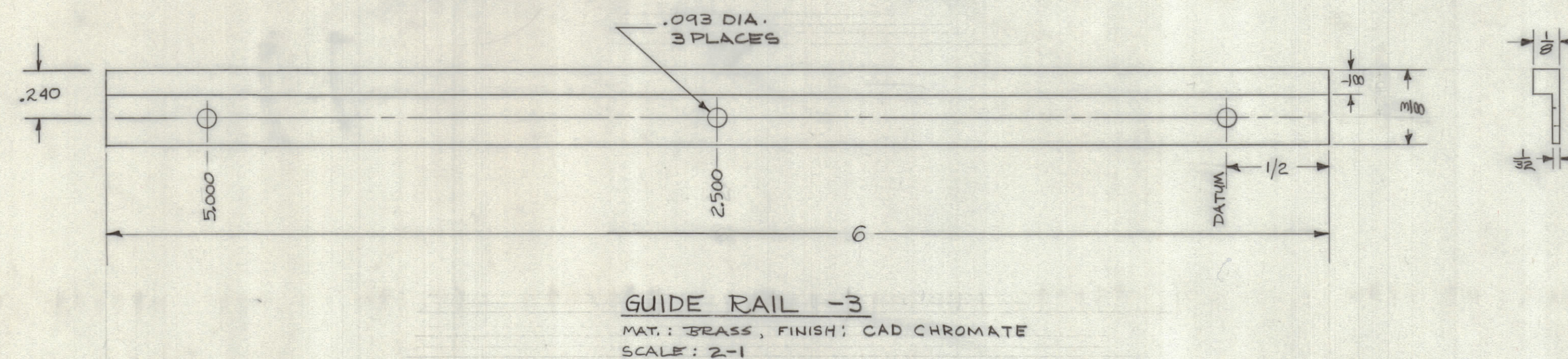
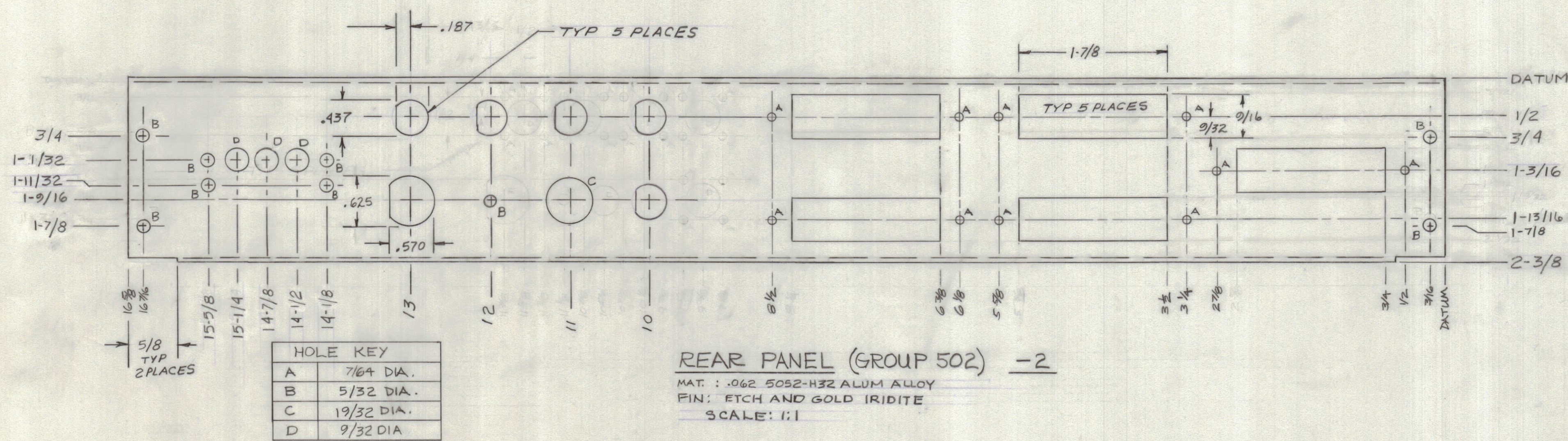
HOLE KEY	
A	"D" HOLES - NOTED
B	NO. 27 DRILL
C	3/32 DIA.
D	NO. 29 DRILL
E	.191-.194 DIA FOR SN-632-3 SWAGE NUT

1	SPT-3KVHF	AX8033
QTY / UNIT	MODEL USED ON	ASS'Y NO.
APPLICATION A8058		
CODE		
NOTICE TO PERSONS RECEIVING THIS DRAWING		
THE TECHNICAL MATERIEL CORPORATION claims proprietary right in the material disclosed hereon. This drawing is issued in confidence for engineering information only and may not be reproduced or used to manufacture anything shown hereon without permission from THE TECHNICAL MATERIEL CORPORATION to the user. This drawing is loaned for mutual assistance and is subject to recall at any time.		

UNLESS OTHERWISE SPECIFIED DIMENSIONS ARE IN INCHES AND INCLUDE CHEMICALLY APPLIED OR PLATED FINISHES	
DECIMALS .X ± .05 .XX ± .01 .XXX ± .005	FRACTIONS ± 1/64 ANGLES ± 0°-30'
TOLERANCES ON	

QTY. REQ.	ITEM	PART NO.	DESCRIPTION	SYMBOL
LIST OF MATERIAL				
THE TECHNICAL MATERIEL CORP. MAMARONECK, NEW YORK				
DETAILS ACCESSORY CABINET				
SIZE	CODE IDENT. NO.	DWG NO.	ISSUE	
D	82679	40Q MS 8350	Ø	
SCALE 1:1			SHEET 1	OF 2

REVISIONS						
ZONE	LTR	DESCRIPTION	DATE	E.M.N.NO	DRAFT	CHKD APPD
	B	ITEM -2 REVISED	5-6-68		RQJ	RQJ
D7	C	4 5/8" HOLES, 3" HOLES ADDED	6-4-68		RQJ	RQJ JFF
	X	DWG. No WAS 40Q12D7074	8-21-68		C.4008	
	Ø	ORIGINAL RELEASE FOR PRODUCTION	8-15-69			



QTY / UNIT	MODEL USED ON	ASS'Y NO.
-4	2	SPT-3KVHF AX8029
-4	2	SPT-3KVHF AX8033
-3	2	SPT-3KVHF AX8029
-3	2	SPT-3KVHF AX8033
-2	1	SPT-3KVHF AX8029

QTY REQ	ITEM	PART NO.	DESCRIPTION	SYMBOL
LIST OF MATERIAL				
UNLESS OTHERWISE SPECIFIED DIMENSIONS ARE IN INCHES AND INCLUDE CHEMICALLY APPLIED OR PLATED FINISHES				
TOLERANCES ON				
DECIMALS		FRACTIONS		
.X ± .05		± 1/64		
.XX ± .01		ANGLES		
.XXX ± .005		± 0°-30'		

QTY REQ	ITEM	PART NO.	DESCRIPTION	SYMBOL
LIST OF MATERIAL				
THE TECHNICAL MATERIEL CORP. MAMARONECK, NEW YORK				
DETAILS				
ACCESSORY CABINET				
SIZE	CODE IDENT.NO.	DWG NO.	ISSUE	
D	82679	40 MS8350	Ø	
SCALE NOTED				SHEET 2 OF 2