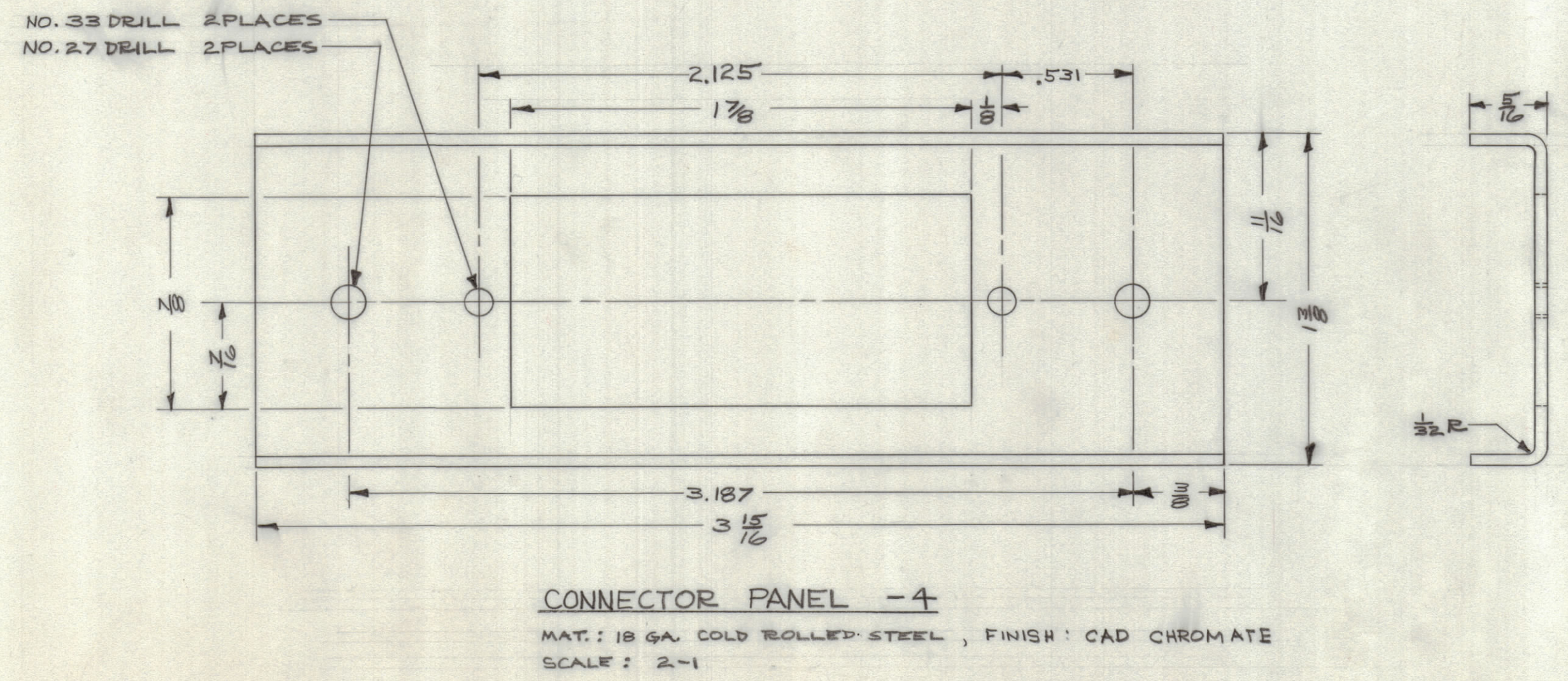
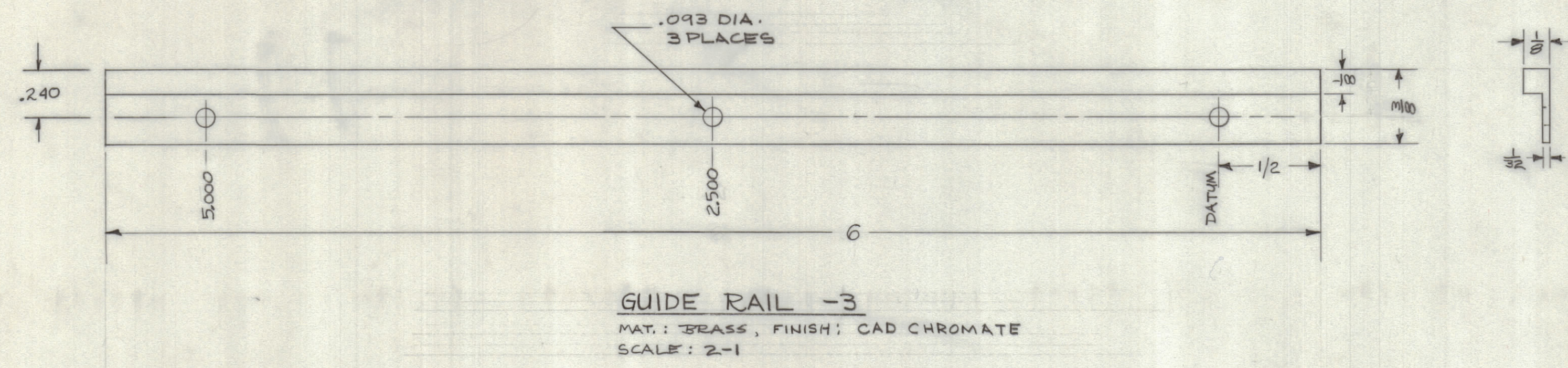
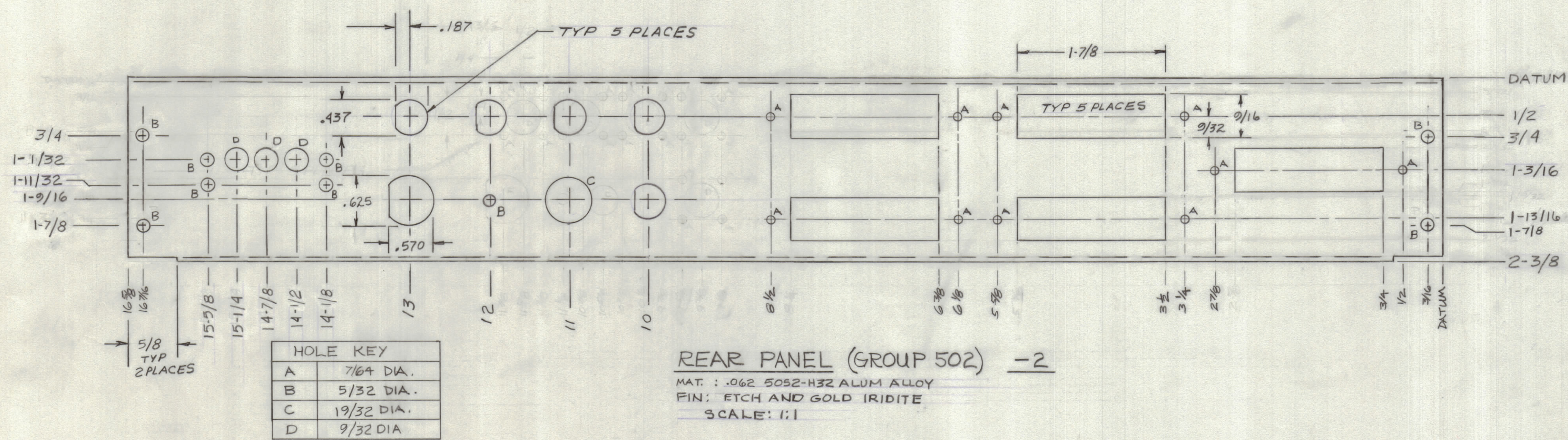


REVISIONS						
ZONE	LTR	DESCRIPTION	DATE	E.M.N.NO	DRAFT	CHKD
	B	ITEM -2 REVISED	5-6-68		RR2	RR2
D7	C	4 5/8" HOLES, 3" HOLES ADDED	6-4-68		RR1	JFF
	X	DWG. No WAS 40Q12D7074	8-21-68		C.4008	
	Ø	ORIGINAL RELEASE FOR PRODUCTION	8-15-69			



QTY. REQ.	ITEM	PART NO.	DESCRIPTION	SYMBOL
LIST OF MATERIAL				
-4	2	SPT-3KVHF AX8029	UNLESS OTHERWISE SPECIFIED DIMENSIONS ARE IN INCHES AND INCLUDE CHEMICALLY APPLIED OR PLATED FINISHES	
-4	2	SPT-3KVHF AX8033		
-3	2	SPT-3KVHF AX8029		
-3	2	SPT-3KVHF AX8033		
-2	1	SPT-3KVHF AX8029		
TOLERANCES ON				
DECIMALS		FRACTIONS		
.X ± .05		± 1/64		
.XX ± .01		ANGLES		
.XXX ± .005		± 0°-30'		
APPLICATION AB057, AB058				
MATERIAL NOTED				
FINISH NOTED				
NOTICE TO PERSONS RECEIVING THIS DRAWING				
THE TECHNICAL MATERIEL CORPORATION claims proprietary right in the material disclosed hereon. This drawing is issued in confidence for engineering information only and may not be reproduced or used to manufacture anything shown hereon without permission from THE TECHNICAL MATERIEL CORPORATION to the user. This drawing is loaned for mutual assistance and is subject to recall at any time.				
QTY / UNIT			MODEL USED ON ASS'Y NO.	
MATERIAL			NOTED	
FINISH			NOTED	
SIZE			CODE IDENT.NO. DWG NO.	
D			82679 40 MS8350	
SCALE			NOTED	
SHEET			2 OF 2	

FINAL APPROVAL: J.F.P. DATE: 4-25-68
 MECH. DES. L.B. DATE: 4-1-68
 ELECT. DES. DATE:
 CHECKED: R. Smith DATE: 4-25-68
 DRAWN: RO9 DATE: 4-9-68

THE TECHNICAL MATERIEL CORP.
 MAMARONECK, NEW YORK

DETAILS
 ACCESSORY CABINET