IF IT IS FOUND DESIRABLE TO CHANGE ANY TOLERANCE OR OTHER DETAIL SPECIFIED ON THIS DRAWING NOTIFY THE PURCHASER PROMPTLY.

MAXIMUM ALLOWABLE TOLERANCES HAVE BEEN DETERMINED AND DEVIATIONS WILL BE CAUSE FOR REJECTION. REMOVE ALL BURRS AND SHARP EDGES

NOTICE TO PERSONS RECEIVING THIS DRAWING

THE TECHNICAL MATERIEL CORPORATION claims proprietary right in the material disclosed hereon. This drawing is issued in confidence for engineering information only and may not be reproduced or used to manufacture anything shown hereon without permission from THE TECHNICAL MATERIEL CORPORATION to the user. This drawing is loaned for mutual assistance and is subject to recall at any time.

Property of:
THE TECHNICAL MATERIEL CORPORATION
MAMARONECK, NEW YORK

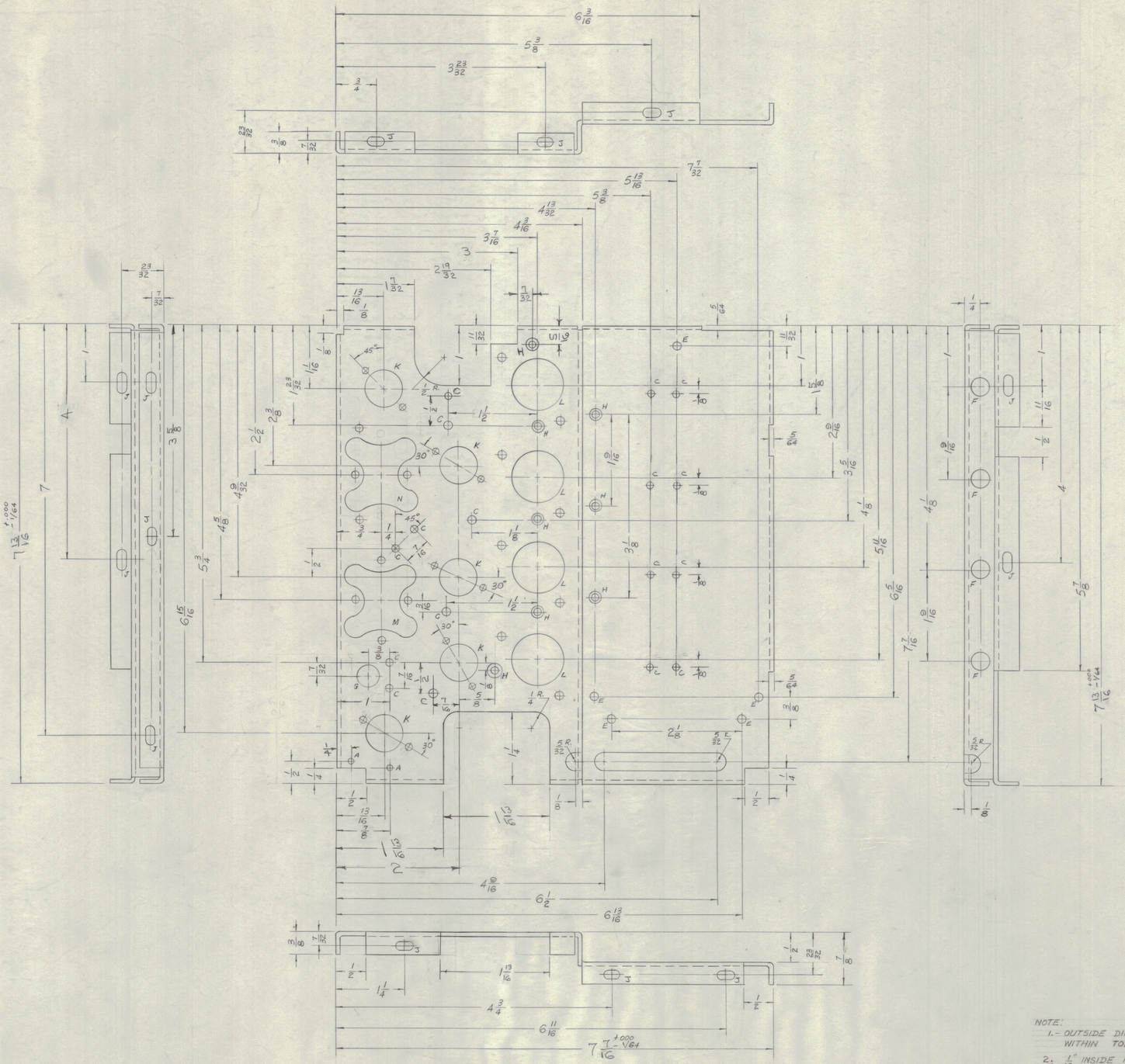

A- $\frac{3}{32}$ (.093) D. 2 HOLES REQ.

C- $\frac{9}{64}$ (.140) D. 17 " "

E- $\frac{3}{16}$ (.187) D. 5 " "

F- $\frac{5}{16}$ (.312) D. 4 " "

G- $\frac{7}{16}$ (.437) D. 1 " "

H- DRILL & C'SINK FOR #4 F.H.S. 8 "

J- $\frac{5}{32} \times \frac{5}{16}$ SLOTS - 11 "

K- 5 REQ'D.

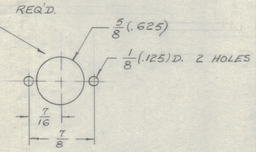

L- 4 REQ.

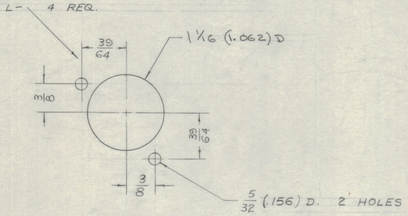

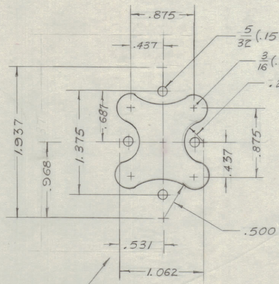

M- 1 REQ.

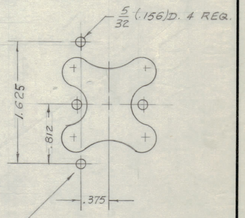

N- SAME DIMENSIONS AS 'M' EXCEPT AS OTHERWISED NOTED - 1 REQ.

NOTE:
1.- OUTSIDE DIMENSIONS ARE TO BE HELD WITHIN TOLERANCES SPECIFIED.
2.- $\frac{1}{16}$" INSIDE RADIUS ON ALL BENDS. ALL DIMENSIONS TAKEN FROM OUTSIDE OF BENDS. ALL BENDS 90°.

BLANK SIZE
$8\frac{3}{8} \times 8\frac{3}{8}$

REF: A-1256, HEAD FRAME

REQ.	ITEM	PART NO.	DESCRIPTION	SYMBOL
.064			THE TECHNICAL MATERIEL CORP. MAMARONECK, NEW YORK	
STOCK SIZE				
ALUMINUM		-//-	CENTER CHASSIS	
MATERIAL		WEIGHT PER PC.		
52S-H32			FFRD-1-2-3	
TYPE & TEMPER			11-11-55 / P.L.K. 3-22-56 /	
-//			DRAWN / ELEC. DES. APP. / MECH. DES. APP.	
HEAT TREAT. SPEC.			CHECKED / FINAL APPROVAL	
S-404 YEL. IRIDITE				
FINISH & SPEC. NO.			MS-749	A

REQ PER UNIT	MODEL	PROJECT NO.	ASS'Y. NO.	DATE
1	FFRD-1, 2, 3	E-458-P		11-11-55
USED ON				

ISSUE	ITEM	CHANGED FROM	DATE	CN. NO.	DRAFTS	CHECKER	ENG. APP.
A	1	S-404 YEL. IRIDITE WAS S-101 CROSTIC DIP	11/8/64	1001	AB		EMN

TOLERANCES

ALL OTHERS	DEC. DIM. ± .005 FRAC. DIM. ± 1/64 ANGULAR DIM. ± 1°	SCALE: DRILL, PUNCH, COMMERCIAL STOCK SIZES AND MANUFACTURERS TOLERANCES ARE NOT INCLUDED.

FORM — 111

MS-749 A