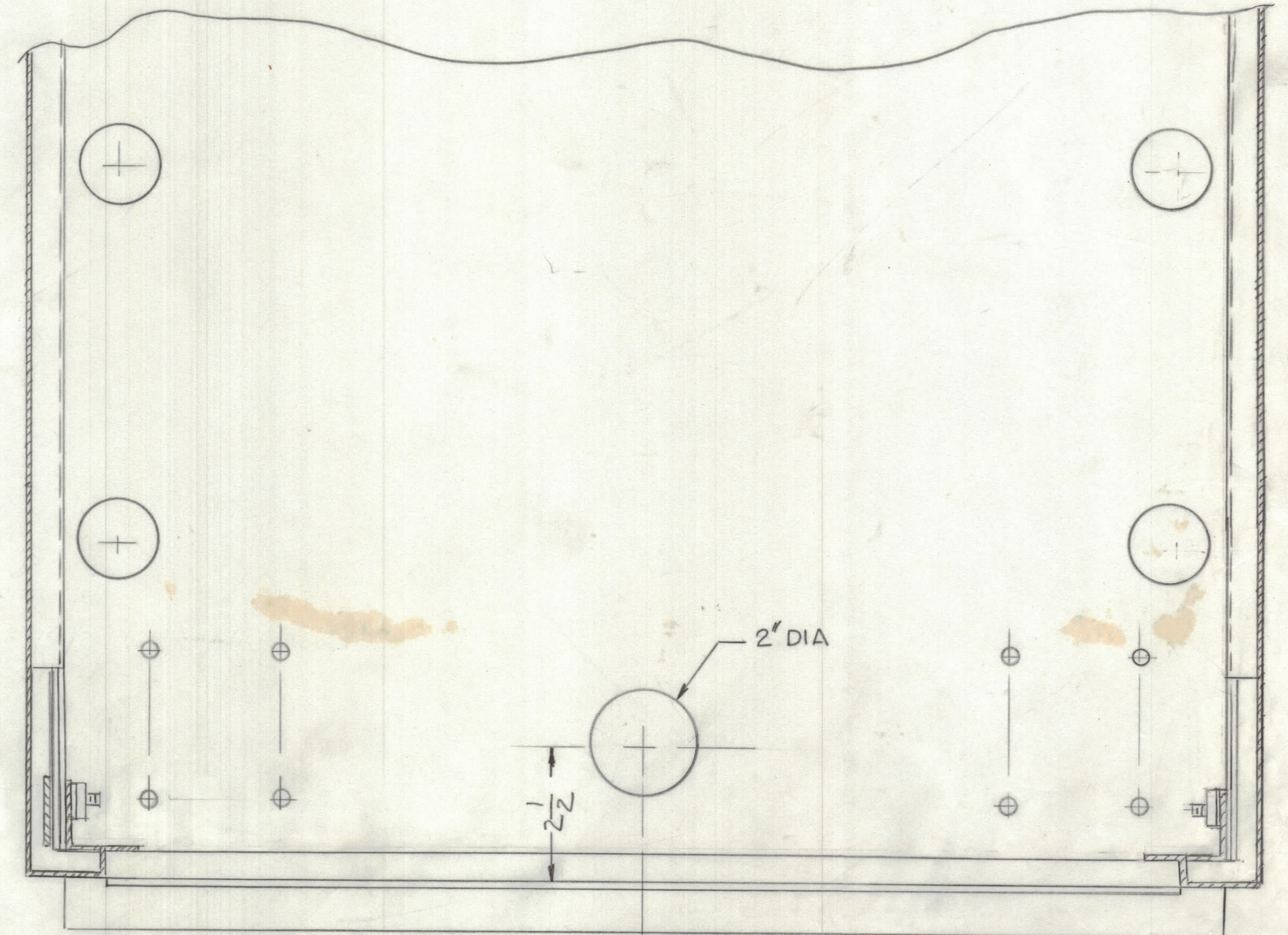
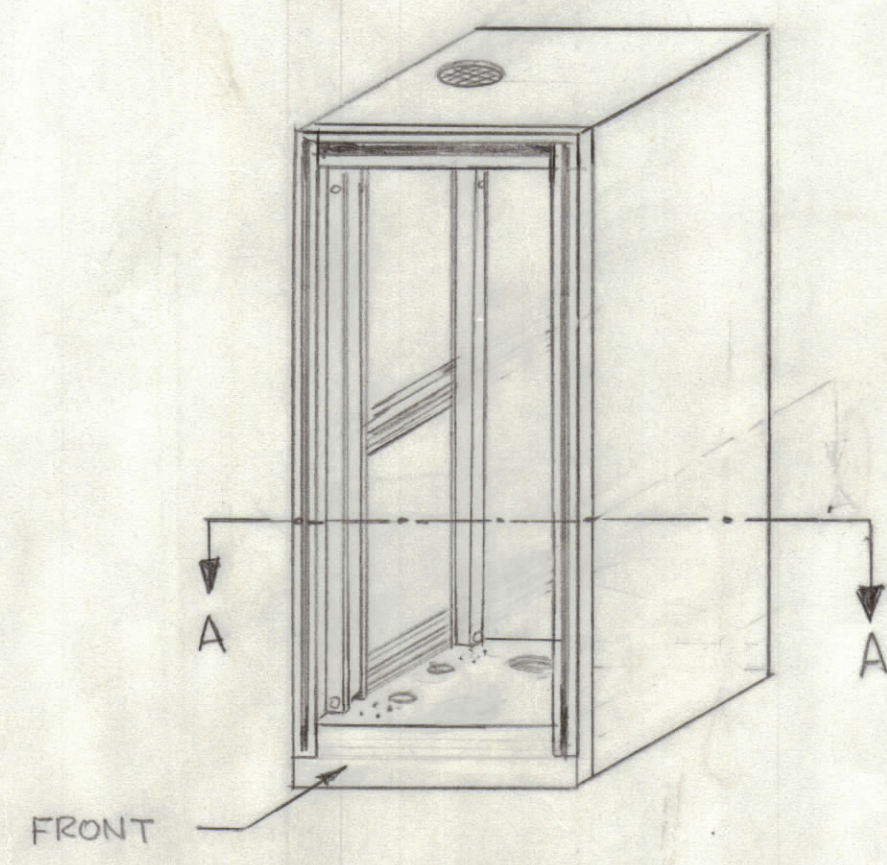
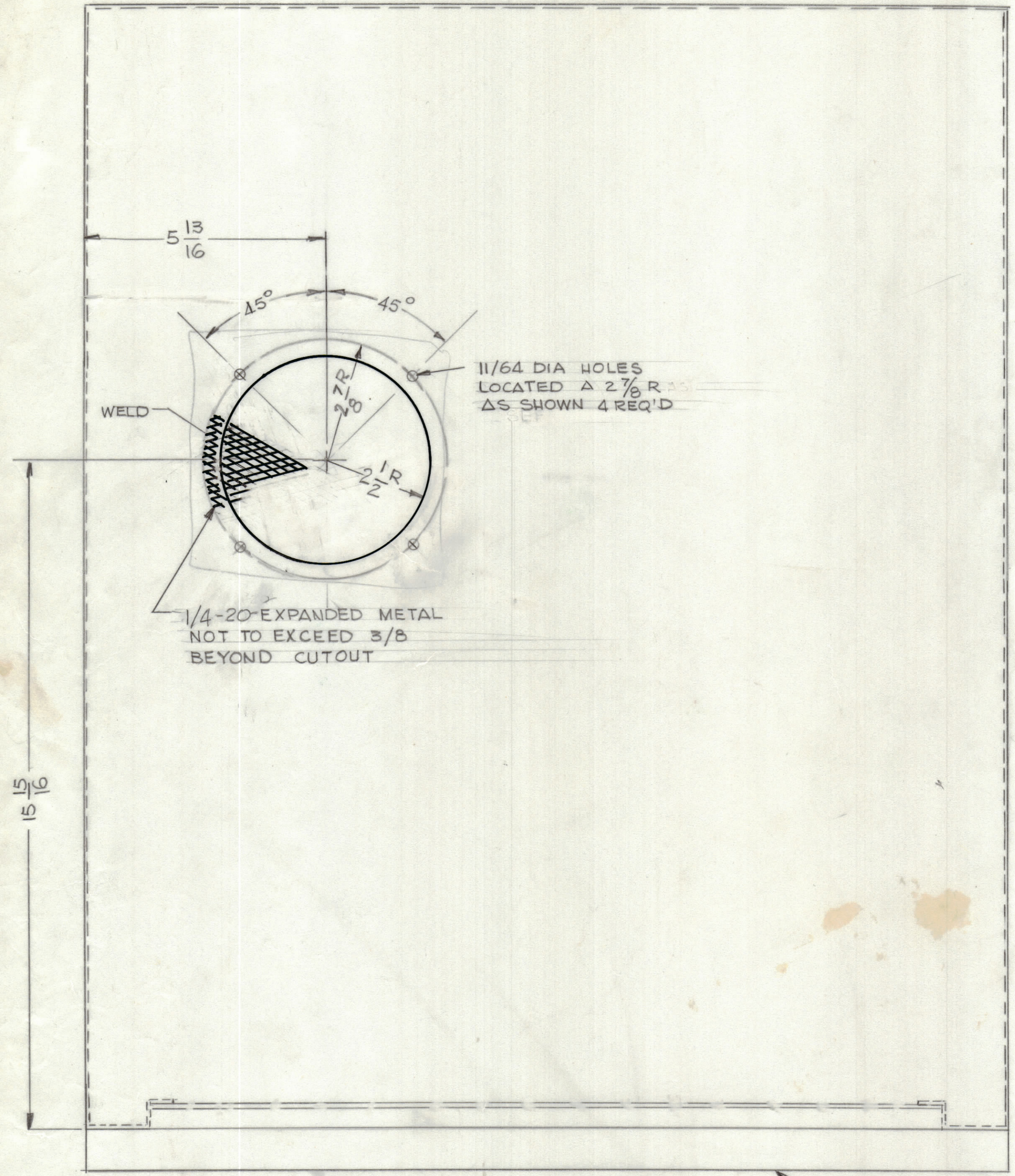


REVISIONS							
E.M.N.O.	DRAFT	CHKD	ZONE	LTR	DESCRIPTION	DATE	APPROVED
	X				ORIGINAL RELEASE	4-1-82	



TOP VIEW (TOP)

SECTION A-A (BOTTOM)
(REAR BOTTOM)

MADE BY PREMIER METAL

1	HFTM-1KJ2B	
QTY / UNIT	MODEL USED ON	ASS'Y NO.
APPLICATION		
CODE		

NOTICE TO PERSONS RECEIVING THIS DRAWING
THE TECHNICAL MATERIEL CORPORATION claims proprietary right in the material disclosed hereon. This drawing is issued in confidence for engineering information only and may not be reproduced or used to manufacture anything shown hereon without permission from THE TECHNICAL MATERIEL CORPORATION to the user. This drawing is loaned for mutual assistance and is subject to recall at any time.

UNLESS OTHERWISE SPECIFIED DIMENSIONS ARE IN INCHES AND INCLUDE CHEMICALLY APPLIED OR PLATED FINISHES

TOLERANCES ON

DECIMALS	FRACTIONS
.X ± .05	± 1/64
.XX ± .01	ANGLES
.XXX ± .005	± 0° -30'

QTY. REQ.	ITEM	PART NO.	DESCRIPTION	SYMBOL
LIST OF MATERIAL				
THE TECHNICAL MATERIEL CORP. MAMARONECK, NEW YORK				
BASIC EQUIPMENT RACK (MODIFICATION)				
MATERIAL		SIZE CODE IDENT NO. DWG NO.		ISSUE
FINISH		D 82679 MS7074		Ø
SCALE				SHEET 2 OF 2

FINAL APPROVAL	DATE
MECH. DES.	DATE
ELECT. DES.	DATE
CHECKED	DATE
DRAWN	DATE
GDL	4-1-82