IF IT IS FOUND DESIRABLE TO CHANGE ANY TOLERANCE OR OTHER DETAIL SPECIFIED ON THIS DRAWING NOTIFY THE PURCHASER PROMPTLY.

MAXIMUM ALLOWABLE TOLERANCES HAVE BEEN DETERMINED AND DEVIATIONS WILL BE CAUSE FOR REJECTION. REMOVE ALL BURRS AND SHARP EDGES

NOTICE TO PERSONS RECEIVING THIS DRAWING

THE TECHNICAL MATERIEL CORPORATION claims proprietary right in the material disclosed hereon. This drawing is issued in confidence for engineering information only and may not be reproduced or used to manufacture anything shown hereon without permission from THE TECHNICAL MATERIEL CORPORATION to the user. This drawing is loaned for mutual assistance and is subject to recall at any time.

Property of:
THE TECHNICAL MATERIEL CORPORATION
MAMARONECK, NEW YORK

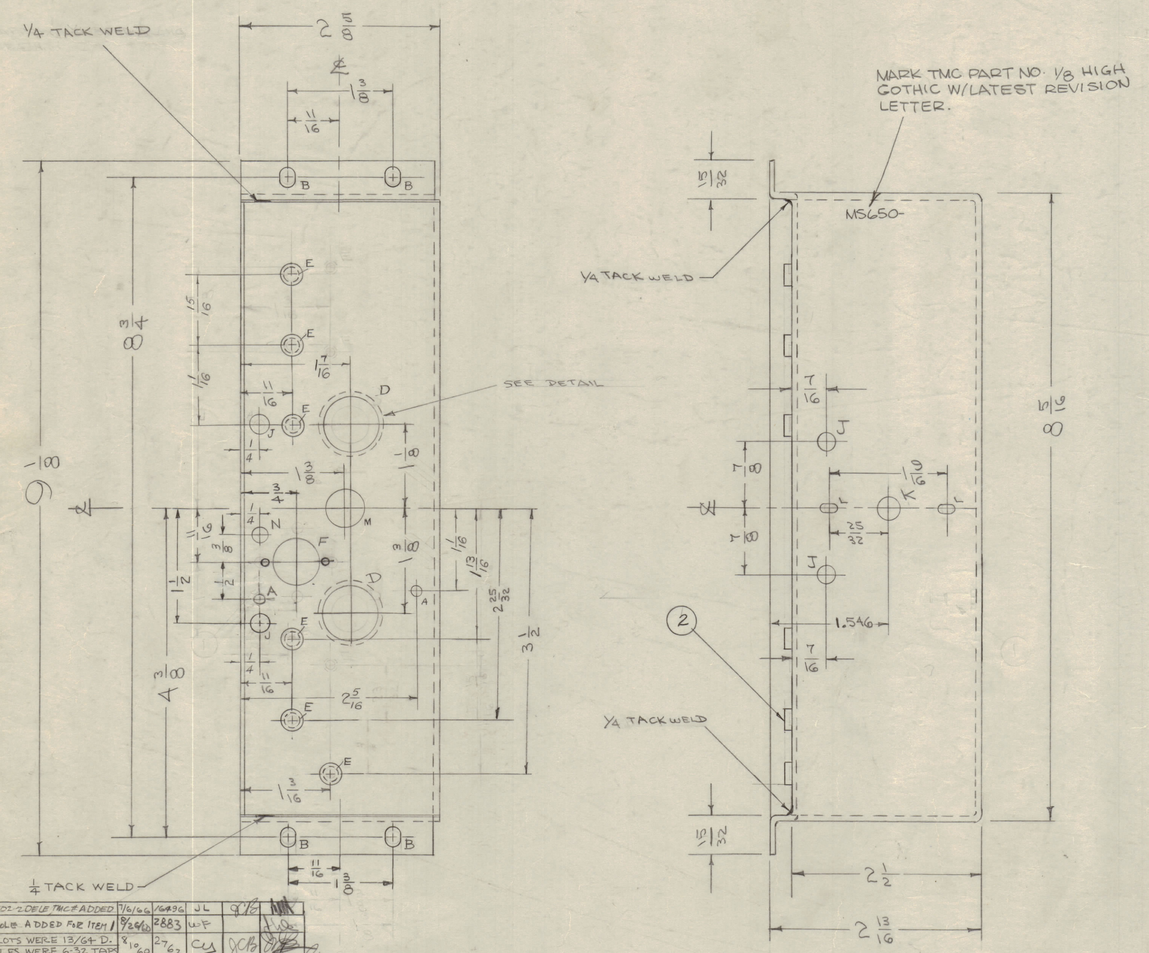

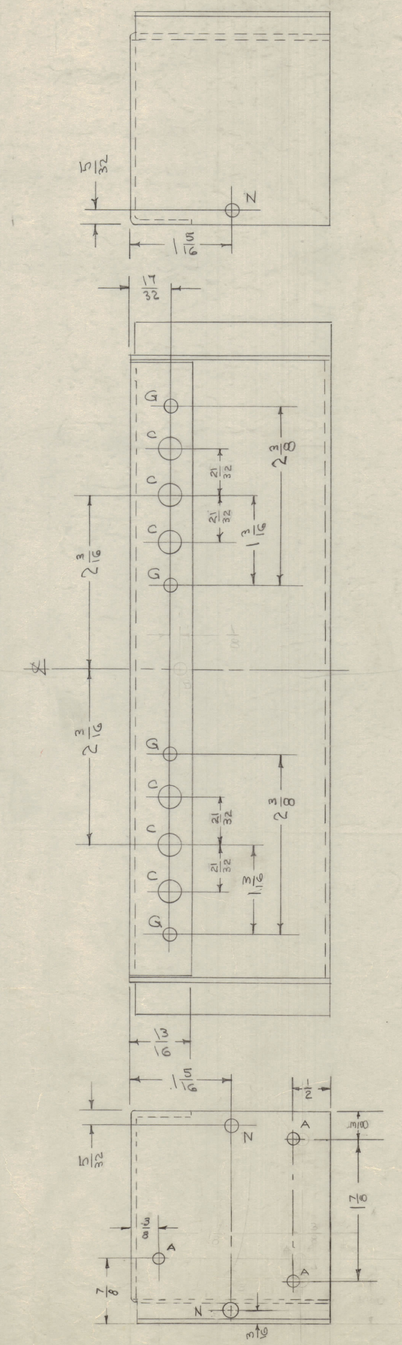

A - 9/64 D. HOLES — 5 REQ.
B - 3/16 X 1/4 SLOTS — 4 REQ.
C - 5/16 D. HOLES — 6 REQ.
D - 3/4 D. HOLES — 2 REQ.
E ~ .191/.194 DIA. HOLES — 6 REQ.

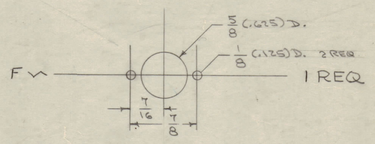

G - 11/64 (.171) D. — 4 HOLES REQ.
J - 1/4 (.250) D. — 4 " "
K - 3/8 (.375) D. — 1 " "
L - 1/8 X 1/4 SLOTS — 2 " "
M - 1/2 (.500) D. — 1 " "
N - 13/64 D. HOLES — 4 REQ.

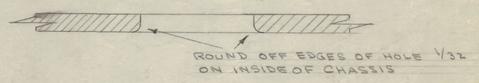

DETAIL "D" HOLES

S		ITEM 2 - 2 DELETE TMC # ADDED	7/6/66	16496	JL		
R	1	"A" HOLE ADDED FOR ITEM 1	8/26/60	2883	WF		
P	2	"B" SLOTS WERE 13/64 D.	8/10/60	2762	CU		
	1	"E" HOLES WERE 6-32 TAPS					
N	1	ITEM #1 RELOCATED	7/8/59	1642	AB		
		S-404 YELLOW IRIDITE WAS	7/8/59				
M	1	S-101 CAUSTIC DIP		1001	AB		EMN
L	3	① TE102-2 added	6/17/59	1116	JC B		
	2	① "A" Hole added					
	1	J Hole relocated					
K	1	ADDED 1/4 LIP TO LEFT SIDE COVER VIEW	7/15/58	411	MWC		
J	1	1 "A" Hole Added	4-28-57	10	SC		
I	1	2 "A" HOLES RELOCATED	4-4-57	9	RO		
H	1	TACK WELD WAS BEAD WELD	1/24/57	8	VG		
G	2	BLANK SIZE WAS 5 3/4 X 13 3/8	8/14/56	7			
	1	1/8/32 WAS 1/2					
F	3	1 A HOLE DELETED	1-7-56	6	JB		
	2	2-J HOLES ADDED					
	1	M HOLE ADDED					
E	1	COMPLETE REVISION	1-12-56	5	JB		
D	1	L HOLE DELETED	11/10/55	4	JB		
C	2	L HOLES WERE A	8/1/55	3			
	1	KEYSE WAS 3/8					
B	1	1 "B" HOLE ADDED	8/2/54	2			
A	2	D HOLE DETAIL ADDED	7/10/54	1			
	1	D HOLES WERE 1/2					
ISSUE	ITEM	CHANGED FROM	DATE	CN. NO.	DRAFTS	CHECKER	ENG. APP.

TOLERANCES

ALL OTHERS: DEC. DIM. ± ; FRAC. DIM. ± ; ANGULAR DIM. ±

SCALE:

DRILL, PUNCH, COMMERCIAL STOCK SIZES AND MANUFACTURERS TOLERANCES ARE NOT INCLUDED.

REQ.	ITEM	PART NO.	DESCRIPTION	SYMBOL
6	2	NT-129-6324	SWAGE NUT	
	1	DELETED		

1	GPR			6-14-55
REQ PER UNIT	MODEL	PROJECT NO.	ASS'Y. NO.	DATE
USED ON				

STOCK SIZE: .064

MATERIAL: ALUMINUM — WEIGHT PER PC.: —

TYPE & TEMPER: 52 S H32

HEAT TREAT. SPEC.: —

FINISH & SPEC. NO.: S-404 IRIDITE

THE TECHNICAL MATERIEL CORP.
MAMARONECK, NEW YORK

CHASSIS

OSCILLATOR SECTION

DRAWN	ELEC. DES. APP.	MECH. DES. APP.
CDD. 6-14-55		
CHECKED	FINAL APPROVAL	
	G.T.O.	

MS 650 S

FORM — 111