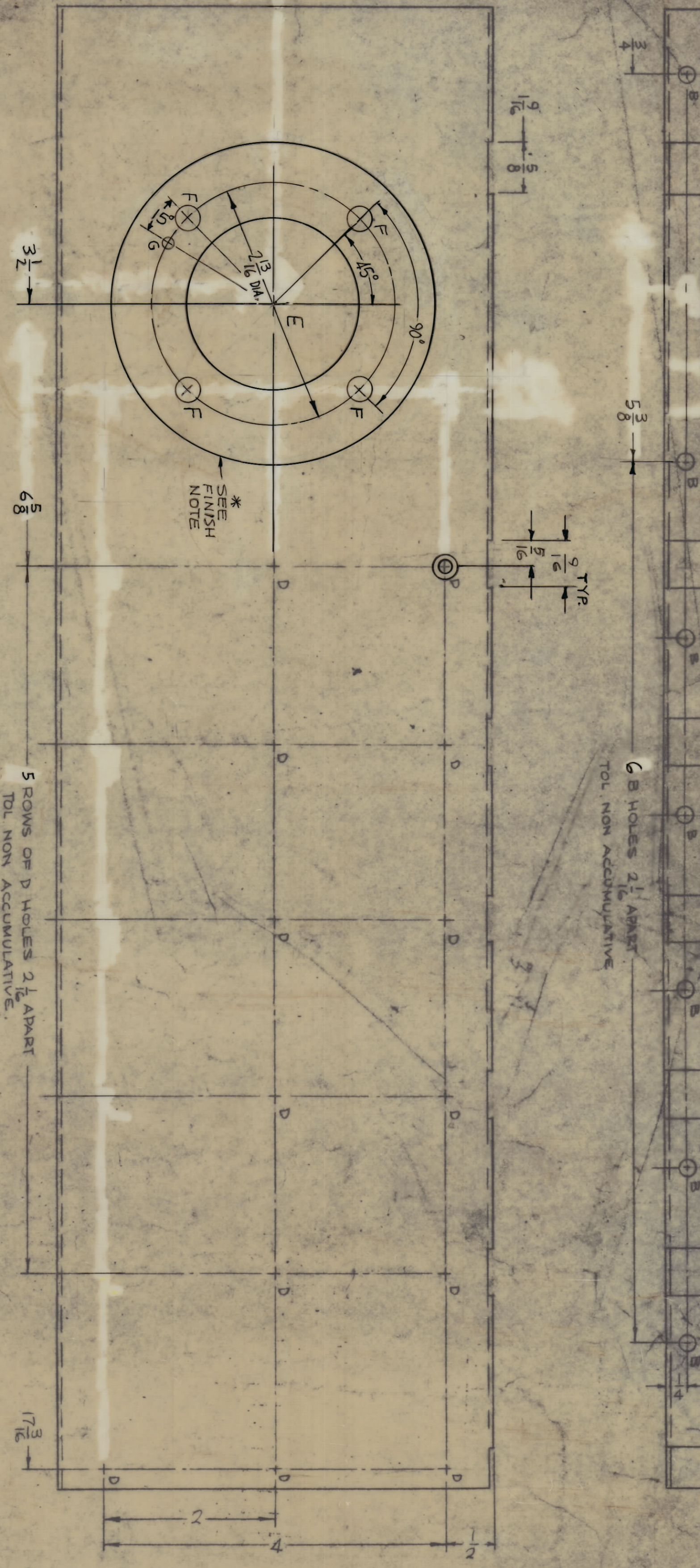
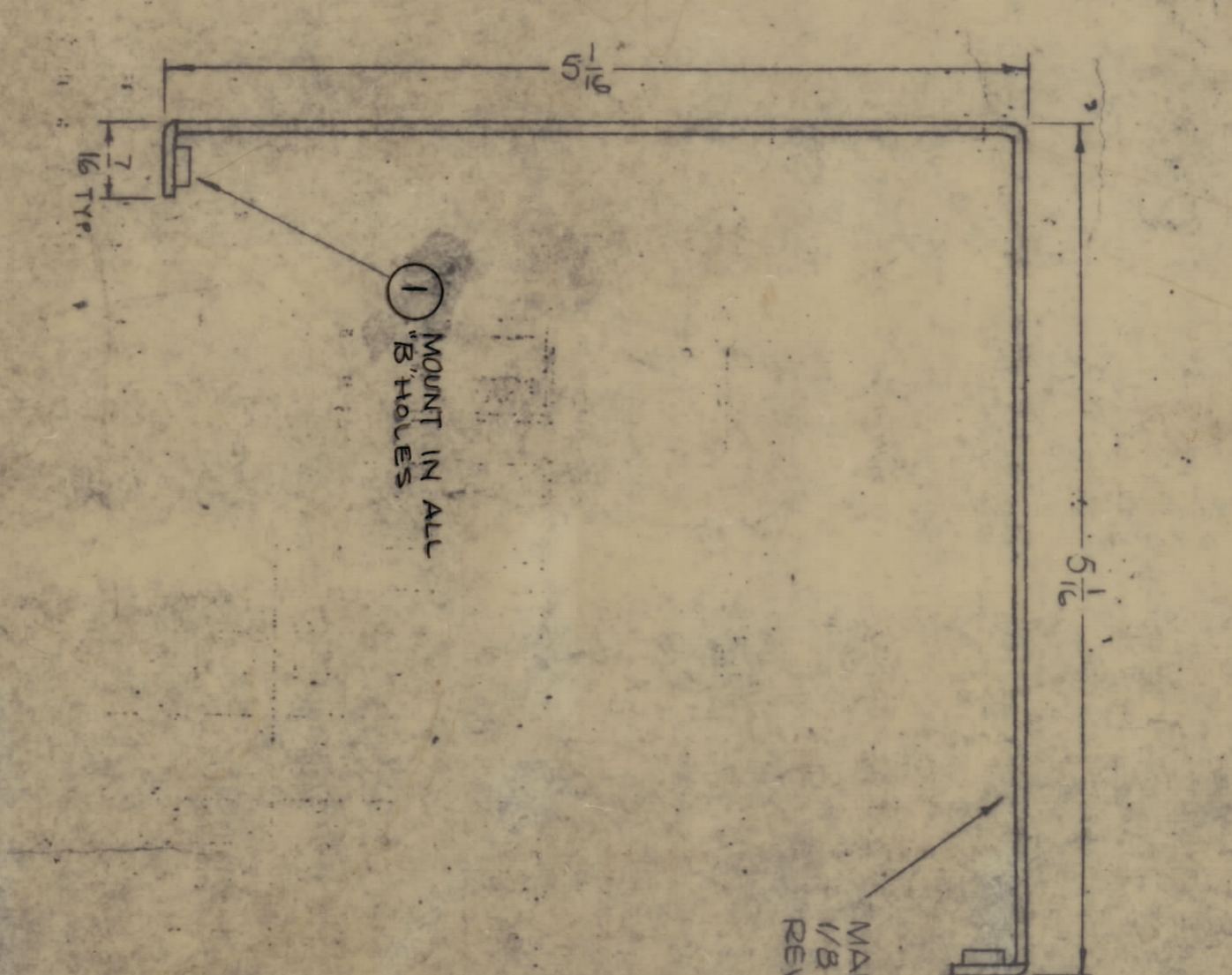
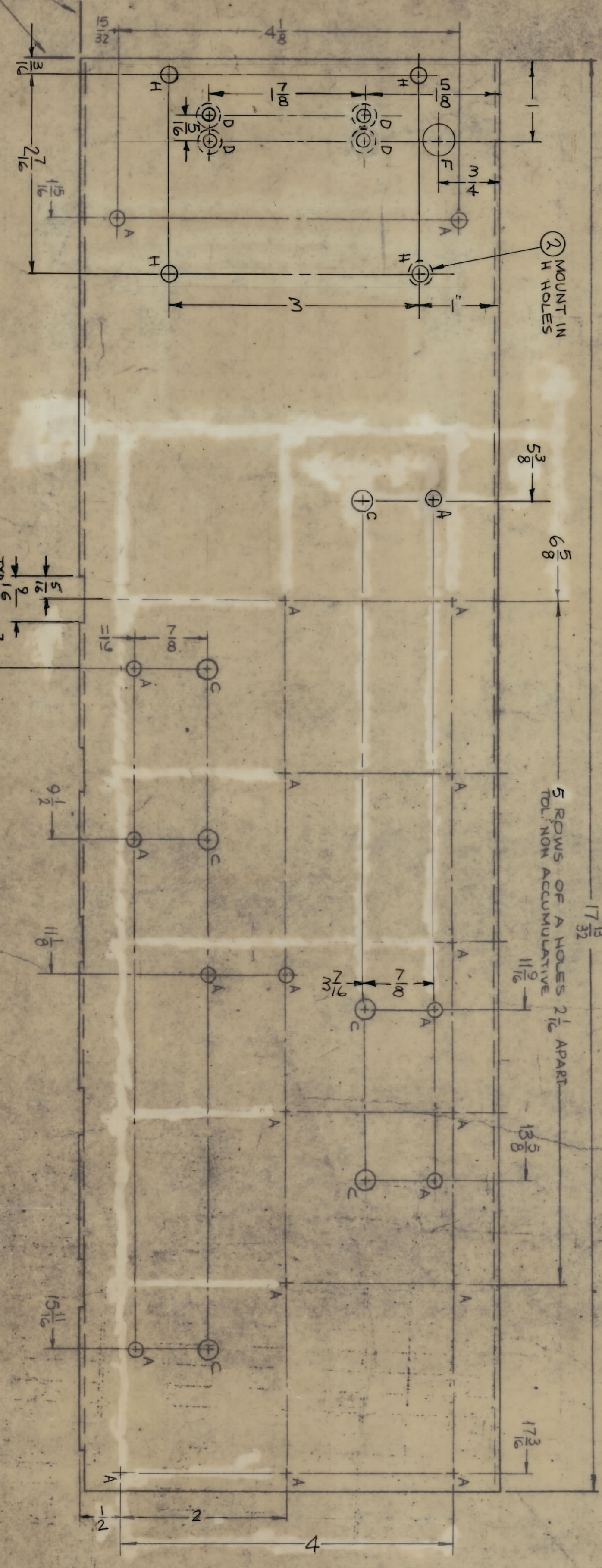


REV	DATE	BY	CHKD	APPD	REVISIONS
X	8-24-64	X			EXP RELEASE
X	7-24-64	X			4 B HOLES ADDED A B D E F
X	7-24-64	X			5520 ADDED 5423 DEC
X	7-24-64	X			A7 HOLES W/ERE 21 REQ'D.
0	7-24-64	X			ORIGINALLY 11 HOLES (SEE PART DRAWING)



HOLE	DESCRIPTION	REQD
A	1 1/8 DIA.	22
B	1 1/8 DIA.	14
C	15/64	6
D	ØE 1/4 DIA. CSNK Ø7.70 DIA. 17	1
E	2" DIA.	5
F	3/8 DIA.	1
G	1/8 DIA.	4
H	1/8-1/64 DIA.	4



UNLESS OTHERWISE SPECIFIED:
 1. USE MATERIAL THICKNESS FOR MAXIMUM
 2. RADIUS ON ALL BENDS 90 DEGREES
 3. REMOVE BURRS AND SHARP EDGES
 4. MOUNT PRESENTS AFTER FINISHING

MAKE THIS PART NO. (MS 5082)
 1/8 HIGH GOTHIC W/LATEST
 REV. LETTER.

NOTE:
 APPLY S520 (FINISH) ONLY
 ON OUTSIDE & EDGES OF CHASSIS
 * DO NOT APPLY S520 (FINISH) ON THIS
 3-3/4 DIA. AREA.

QTY	PART NUMBER	DESCRIPTION	SYMBOL
4	NT129-440-4	NUT, PLAIN SPLINE	B
14	NT129-652-4	NUT, PLAIN SPLINE	B

MS 5082

REV	DATE	BY	CHKD	APPD	REVISIONS
1	8-24-64	X			EXP RELEASE
2	7-24-64	X			4 B HOLES ADDED A B D E F
3	7-24-64	X			5520 ADDED 5423 DEC
4	7-24-64	X			A7 HOLES W/ERE 21 REQ'D.
5	7-24-64	X			ORIGINALLY 11 HOLES (SEE PART DRAWING)

MS 5082