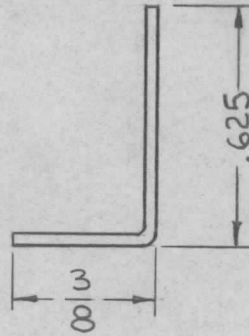
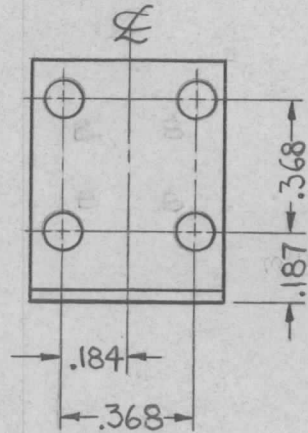
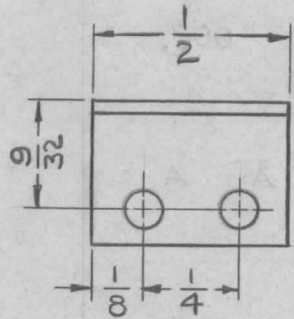


REQ. PER UNIT	USED ON		MS4509	Ø
	MODEL	ASS'Y. NO.		
	TSTE10K		4.1.65	



HOLES

REQ

3/32 DIA 32 DIA — 6  
 B — .083 DIA — 4

UNLESS OTHERWISE SPECIFIED:

1. USE MATERIAL THICKNESS FOR MAXIMUM RADIUS ON ALL BENDS
2. ALL ANGULAR BENDS 90 DEGREES
3. REMOVE ALL BURRS AND SHARP EDGES

REQ.	ITEM	PART NO.	F. BUDETTI	DESCRIPTION	SYMBOL	
		.040 THICK		THE TECHNICAL MATERIEL CORP.		
		STOCK SIZE		MAMARONECK, NEW YORK		
Ø		ALUMINUM		BRACKET, SIDE		
SYM	DESCRIPTION	DATE	CH. NO.	DRAFTS	CHECKER	ENG. APP.
	UNLESS OTHERWISE SPECIFIED DIMENSIONS ARE IN INCHES AND INCLUDE CHEMICALLY APPLIED OR PLATED FINISHES	SCALE	2:1			
	DECIMALS .X ± .05 .XX ± .01 .XXX ± .005	TOLERANCES	FRACTIONS ± 1/64 ANGLES ± 0° 30'	CODE	A	
	5052 H32	HEAT TREAT. SPEC.		DRAWN	bob	
	5404 YEL. IRIDITE			CHECKED	PS	
	FINISH & SPEC. NO.	ELEC. DES. APP.		MECH. DES. APP.		
						MS4509 Ø