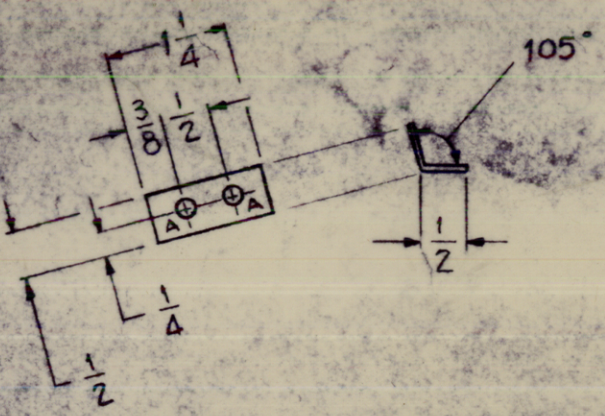
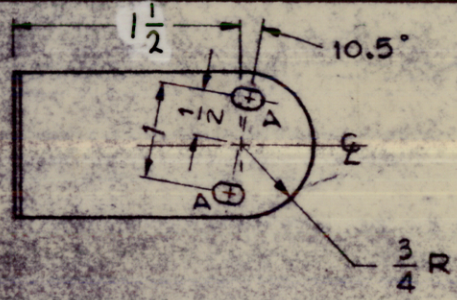


MS4197


A - 3/16 (.187) DIA 2 Req.




MAT'L - BRASS, .064, FINISH - S-404 IRIDITE
BRACKET, SUPPORT TUBE STRAP
(2 REQ. PER UNIT)



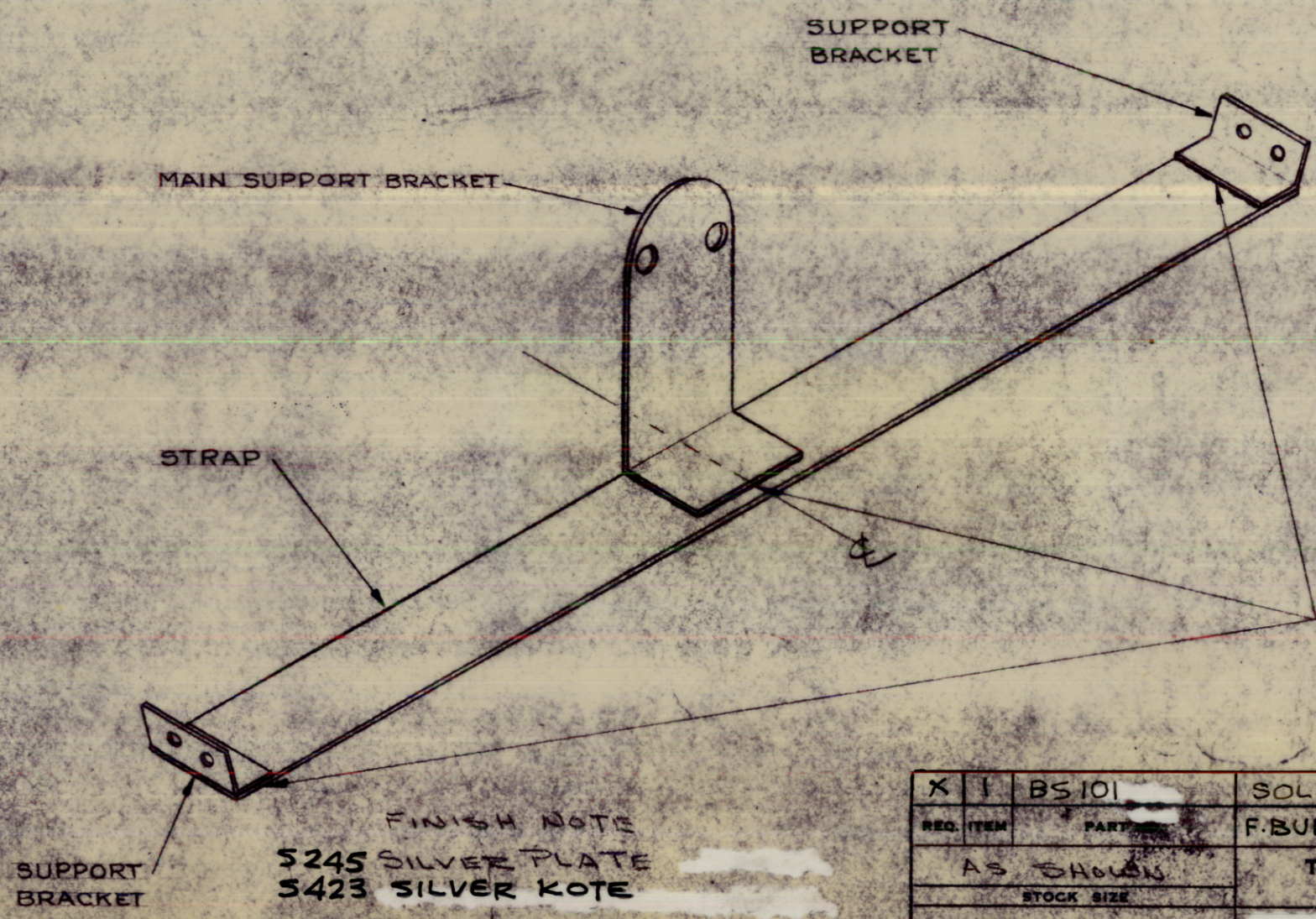
A - 5/16 x 1/2 SLOTS 2 Req.



MAT'L - BRASS, .064, FINISH S-404 IRIDITE
BRACKET, MAIN SUPPORT TUBE STRAP
(1 REQ. PER UNIT)



MAT'L SOFT COPPER, .032,
STRAP
(1 REQ. PER UNIT)



NOTICE TO PERSONS RECEIVING THIS DRAWING
THE TECHNICAL MATERIEL CORPORATION claims proprietary right in the material disclosed hereon. This drawing is issued in confidence for engineering information only and may not be reproduced or used to manufacture anything shown hereon without permission from THE TECHNICAL MATERIEL CORPORATION to the user. This drawing is loaned for mutual assistance and is subject to recall at any time.

Property of:
THE TECHNICAL MATERIEL CORPORATION
MAMARONECK, NEW YORK

FINISH NOTE
5245 SILVER PLATE
5423 SILVER KOTE

X	I	BS101	SOLDER, SILVER
REQ. ITEM	PART NO.	F. BUDETTI	DESCRIPTION
AS SHOWN		THE TECHNICAL MATERIEL CORP. MAMARONECK, NEW YORK	
STOCK SIZE		STRAP, TUBE	
AS SHOWN			
MATERIAL			
TYPE & TEMPER		HEAT TREAT. SPEC.	DRAWN
CHECKED		FINAL APPROVAL	
SEE NOTE		MS4197	
FINISH & SPEC. NO.		ELEC. DES. APP. MECH. DES. APP.	

ISSUE	ITEM	CHANGED FROM	DATE	CH. NO.	DRAFTS	CHECKER	ENG. APP.
Ø		ORIGINAL RELEASE FOR PRODUCTION	3-1-66	#	Jo	JCF	HDE
TOLERANCES			SCALE:				
DEC. DIM. ±			MAXIMUM ALLOWABLE TOLERANCES HAVE BEEN DETERMINED AND ANY DEVIATIONS WILL BE CAUSE FOR REJECTION.				
FRAC. DIM. ±			REMOVE ALL BURRS AND SHARP EDGES				
ANGULAR DIM. ±							

2	GPT-10KLF	AX531	3-1-66
REQ. PER UNIT	MODEL	PROJECT NO.	DATE
USED ON			