



Not For Production

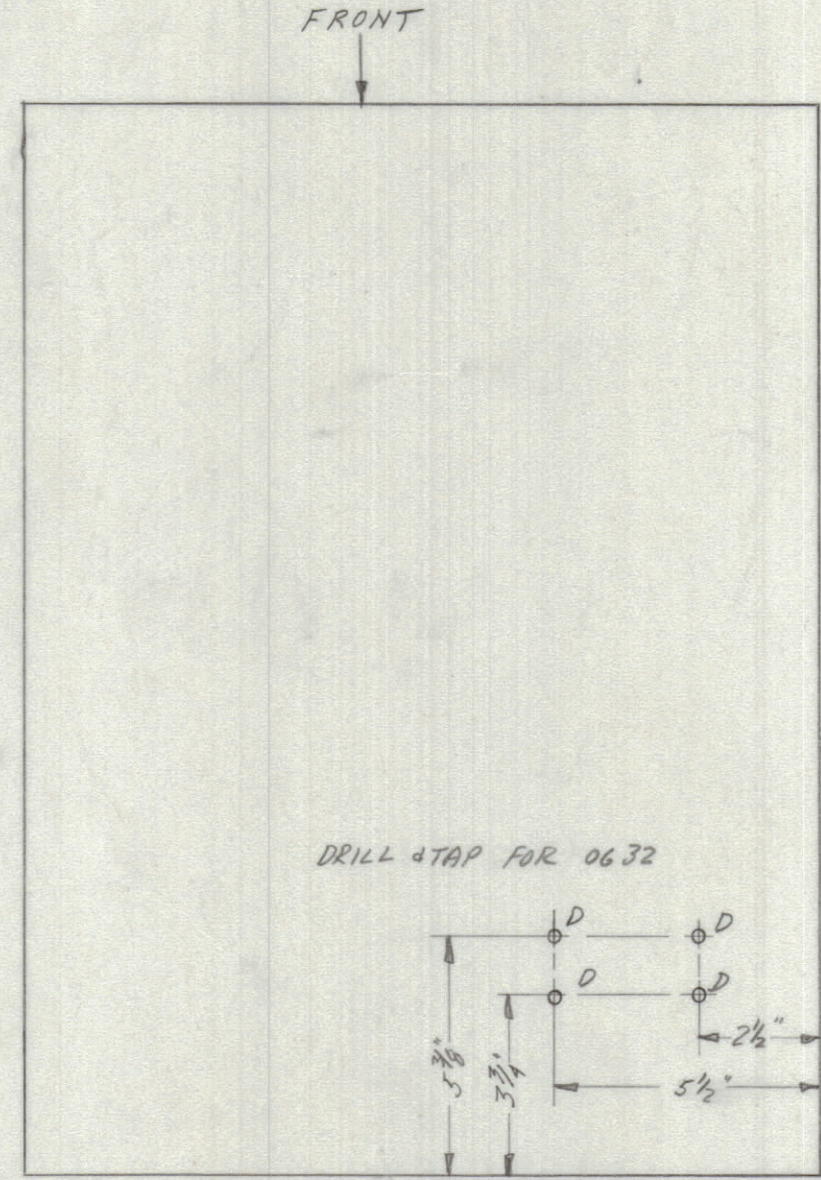
REVISIONS					
ZONE	SYM	DESCRIPTION	DATE	E.M.N. NO.	APPD
	Ø	ORIGINAL RELEASE FOR PRODUCTION	6/26/69		CE



RIGHT SIDE VIEW



LEFT SIDE VIEW



BOTTOM VIEW - INSIDE
INSIDE DIMENSIONS

- A- 1/16" DIA. 6 REQ.
- B- 3/16" DIA. 2 REQ.
- C- .078" DIA. 8 REQ.
- D- 7/64" DIA. 4 REQ.

NOTES

1	RAK 20 B	A 4082
QTY./UNIT	MODEL USED ON	ASSY. NO.
SCALE	CODE	

1	1	MS2509-2	CABINET, ELECTRICAL EQUIPMENT, RACK
REQ'D.	ITEM	PART NUMBER	DESCRIPTION
LIST OF MATERIAL			
MATERIAL			
FINISH			
TITLE			
THE TECHNICAL MATERIEL CORP. MAMARONECK, NEW YORK			
CABINET, ELECTRICAL EQUIPMENT			
UNLESS OTHERWISE SPECIFIED DIMENSIONS ARE IN INCHES AND INCLUDE CHEMICALLY APPLIED OR PLATED FINISHES	DRAWN B.D.	DATE 2/19/67	FINAL APPROVAL [Signature]
DECIMALS XX ± .05 XXX ± .01 XXX ± .005	FRACTIONS ± 1/64 ANGLES ± 0° 30'	ELECT. DES. DATE MS4196	DATE 6/24/69
THE CONTENTS OF THIS DRAWING ARE THE EXCLUSIVE PROPERTY OF THE TECHNICAL MATERIEL CORP. ITS UNAUTHORIZED USE OR REPRODUCTION IN WHOLE OR IN PART IS STRICTLY FORBIDDEN.		MECH. DES. DATE	SHEET 1