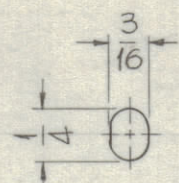



HOLES:

A - SEE DETAIL  
 B - SEE DETAIL  
 C - SEE DETAIL



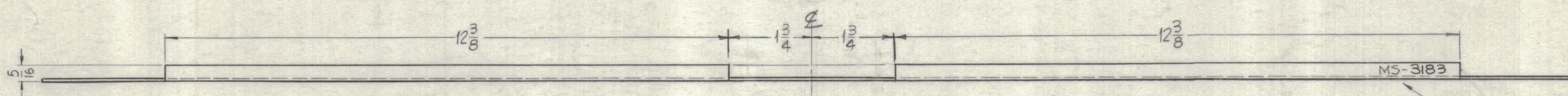
A-DETAIL  
 (4 REQ.)



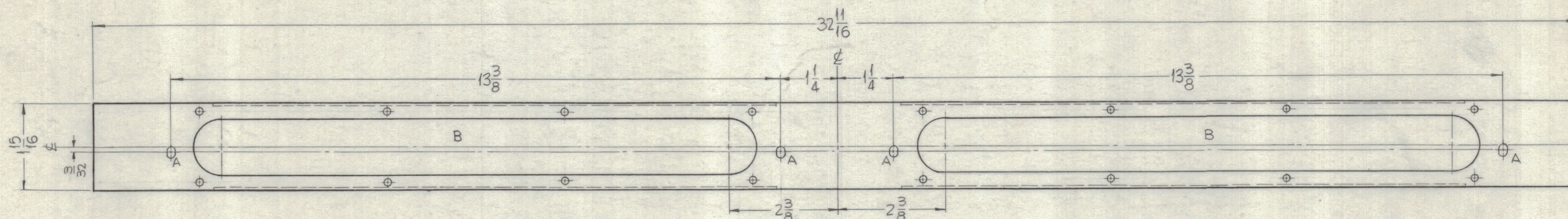
B-DETAIL  
 (2 REQ.)

1/8 DIA.  
 (8 REQ.)  
 PER DETAIL

REVISIONS					
ZONE	SYM	DESCRIPTION	DATE	E.M.N. NO.	APPD
	0	ORIGINAL RELEASE FOR PROD	5/11/64		



METAL STAMP TMC PART NO.  
 1/8 HIGH GOTHIC AS SHOWN.



FRONT VIEW SHOWN

NOTE:  
 USE MATERIAL THICKNESS FOR  
 MAXIMUM RADIUS ON ALL BENDS.  
 ALL BENDS 90°

FINISH NOTE:  
 1~ S404 IRIDITE  
 2~ S114 ZINC CHROMATE PRIM.  
 3~ S115 TMC GRAY } FRONT ONLY

NOTES

Q'TY./UNIT	MODEL USED ON	ASS'Y. NO.
1	GPT-200K	AM-120
1	GPT-200K	AM-119

THE CONTENTS OF THIS DRAWING ARE THE EXCLUSIVE PROPERTY  
 OF THE TECHNICAL MATERIEL CORP. ITS UNAUTHORIZED USE OR  
 REPRODUCTION IN WHOLE OR IN PART IS STRICTLY FORBIDDEN.

REQ'D.	ITEM	PART NUMBER	DESCRIPTION	SYMBOL
F. BUDETTI LIST OF MATERIAL				
MATERIAL		.051 THICK ALUMINUM 5052 -H32		
FINISH		SEE NOTE		
TITLE		FRAME, WINDOW		
DRAWN		SRG	DATE 2-6-62	FINAL APPROVAL RAC
CHECKED			DATE	
ELECT. DES.		DB	DATE 7/2/62	MS-3183
MECH. DES.		Mc	DATE 5/11/64	
DECIMALS		TOLERANCES		FRACTIONS
.X ± .05		± 1/64		ANGLES
.XX ± .01		± 0° 30'		
.XXX ± .005				

MS-3183