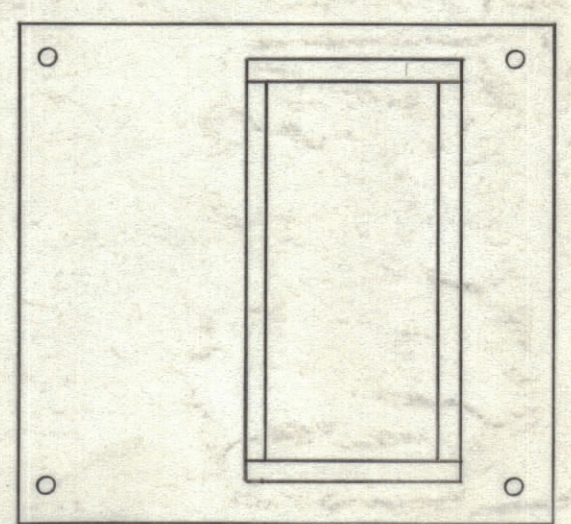




NOTICE TO PERSONS RECEIVING THIS DRAWING  
 THE TECHNICAL MATERIEL CORPORATION claims  
 proprietary right in the material disclosed herein.  
 This drawing is issued in confidence for engineering  
 information only and may not be reproduced or used  
 to manufacture anything shown herein without per-  
 mission from THE TECHNICAL MATERIEL CORPORA-  
 TION to the contrary. This drawing is loaned for mutual  
 assistance and is subject to recall at any time.  
 Property of:  
 THE TECHNICAL MATERIEL CORPORATION  
 MAMARONECK, NEW YORK




TOP



LEFT SIDE



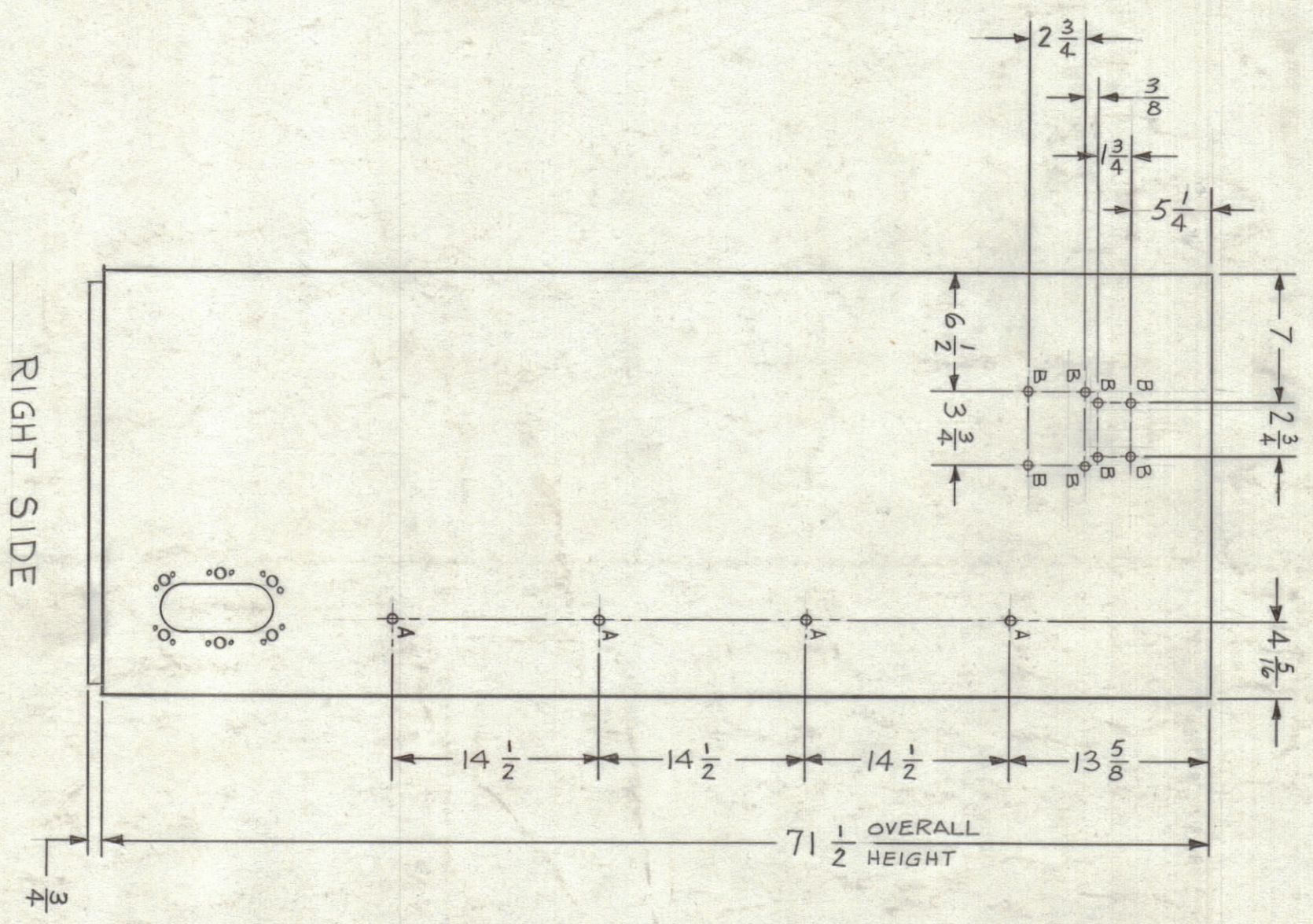
FRONT




BOTTOM

HOLES  
 A - 3/16" DIA. (1.87)  
 B - #47 DRILL (.078) DIA.

READ  
 4  
 8



RIGHT SIDE



REAR

REV.	DATE	BY	CHKD.	APPD.
1				
2				
3				
4				
5				
6				
7				
8				
9				
10				
11				

REF. - MS-2513 (REAR DOOR)  
 REF. - MS-2509-2 (RACK BASIC) 5 SHEETS.

REV.	DATE	BY	CHKD.	APPD.
1	7/17/42	W.P.		
2	7/19/42	W.P.		
3	7/19/42	W.P.		
4	7/19/42	W.P.		
5	7/19/42	W.P.		
6	7/19/42	W.P.		
7	7/19/42	W.P.		
8	7/19/42	W.P.		
9	7/19/42	W.P.		
10	7/19/42	W.P.		
11	7/19/42	W.P.		

REV.	DATE	BY	CHKD.	APPD.
1	7/17/42	W.P.		
2	7/19/42	W.P.		
3	7/19/42	W.P.		
4	7/19/42	W.P.		
5	7/19/42	W.P.		
6	7/19/42	W.P.		
7	7/19/42	W.P.		
8	7/19/42	W.P.		
9	7/19/42	W.P.		
10	7/19/42	W.P.		
11	7/19/42	W.P.		

REV.	DATE	BY	CHKD.	APPD.
1	7/17/42	W.P.		
2	7/19/42	W.P.		
3	7/19/42	W.P.		
4	7/19/42	W.P.		
5	7/19/42	W.P.		
6	7/19/42	W.P.		
7	7/19/42	W.P.		
8	7/19/42	W.P.		
9	7/19/42	W.P.		
10	7/19/42	W.P.		
11	7/19/42	W.P.		

NOTES

UNLESS OTHERWISE SPECIFIED  
 DIMENSIONS ARE IN INCHES AND INCLUDE  
 CHEMICALLY APPLIED OR PLATED FINISHES  
 TOLERANCES  
 FRACTIONS  
 ANGLES  
 DECIMALS  
 ± .005  
 ± .010  
 ± .030

MS-2998

TMC FORM 111