

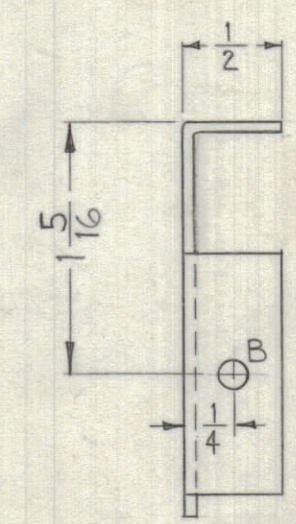
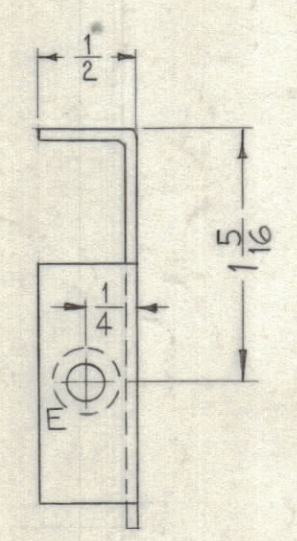
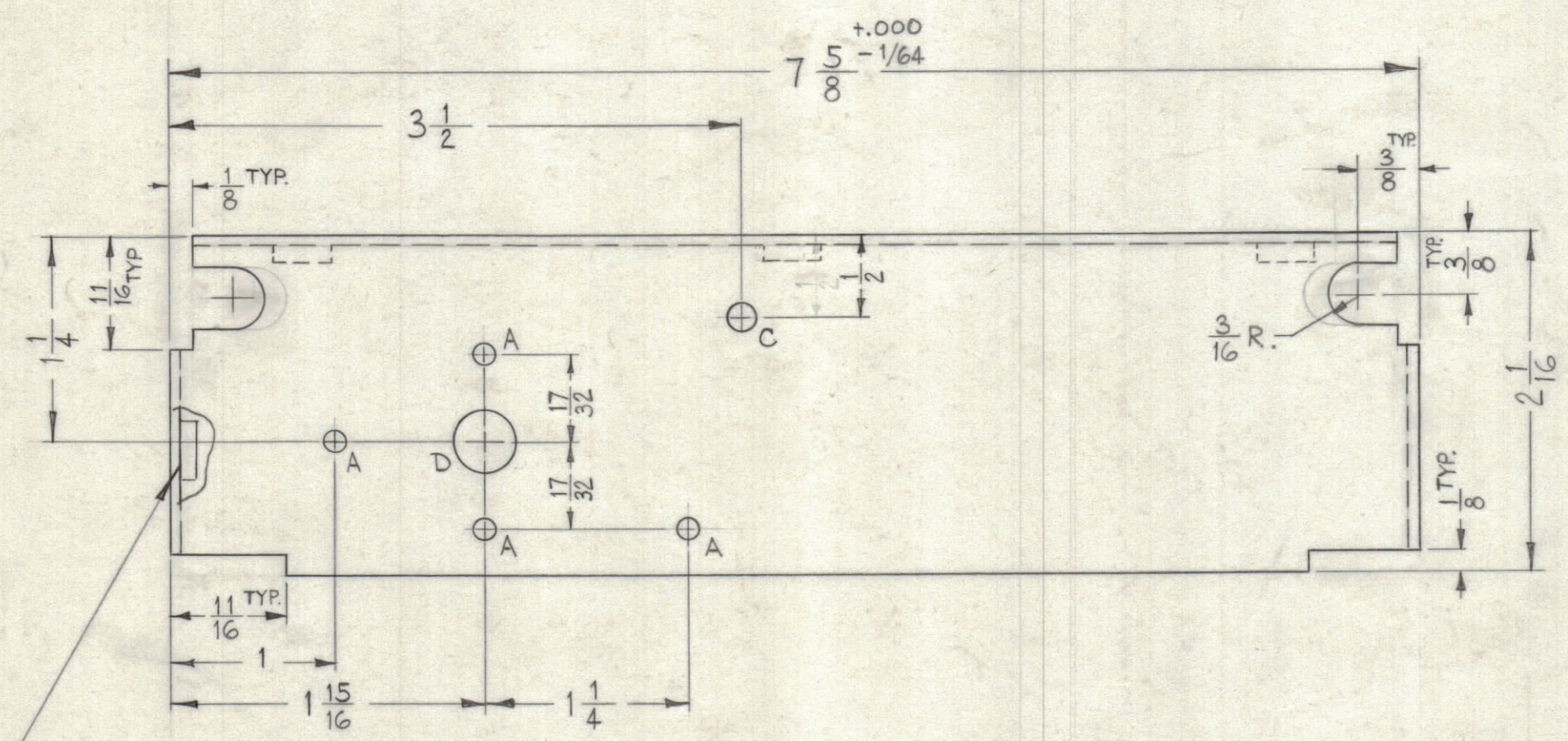
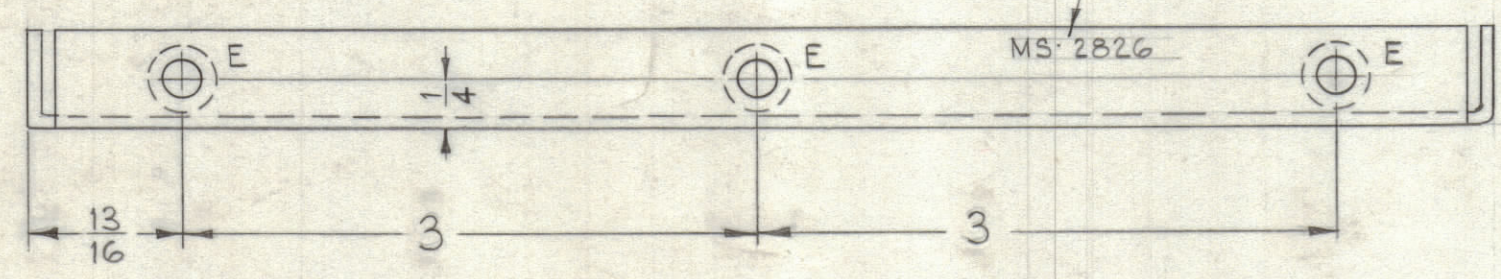
NOTICE TO PERSONS RECEIVING THIS DRAWING

THE TECHNICAL MATERIEL CORPORATION claims proprietary right in the material disclosed hereon. This drawing is issued in confidence for engineering information only and may not be reproduced or used to manufacture anything shown hereon without permission from THE TECHNICAL MATERIEL CORPORATION to the user. This drawing is loaned for mutual assistance and is subject to recall at any time.

Property of:
THE TECHNICAL MATERIEL CORPORATION
MAMARONECK, NEW YORK

LEGEND		
HOLE	DESCRIPTION	REQ.
A	1/8 DIA.	4
B	5/32 DIA.	1
C	.158 ± .002 DIA.	1
D	3/8 DIA.	1
E	.191-.194 DIA.	4

METAL STAMP TMC PART NO. 1/8 HIGH GOTHIC AS SHOWN.



MOUNT ITEM 1 IN ALL "E" HOLES AS SHOWN AFTER FINISHING.

SUPERSEDED

DIRECTLY REPLACED BY MS-3442 & MS-3443
9566 7-12-63 A.K.

USE MATERIAL THICKNESS FOR MAX. RADIUS ON ALL BENDS UNLESS OTHERWISE SPECIFIED

MOUNT INSERTS AFTER FINISHING

BLANK SIZE 8 7/16 x 2 15/32

SYM	ZONE	DESCRIPTION	DATE	CH. NO.	DRAFTS	CHECKER	ENG. APP.
A	~	MS-2826 REPLACED BY MS-3442 & MS-3443	7-12-63	9566	A.K.	no.	QJB

UNLESS OTHERWISE SPECIFIED: SCALE DO NOT SCALE

DIMENSIONS ARE IN INCHES

TOLERANCES ON FRACTIONS ± 1/64 DECIMALS ± .005 ANGLES ± 1/2°

MAXIMUM ALLOWABLE TOLERANCES HAVE BEEN DETERMINED AND ANY DEVIATIONS WILL BE CAUSE FOR REJECTION. REMOVE ALL BURRS & SHARP EDGES

REQ. PER UNIT	MODEL	SECTION	ASS'Y. NO.	DATE
1	HFA-1	AUDIO DECK		7-26-62

REQ. ITEM	PART NO.	DESCRIPTION	SYMBOL
4	NT-129-632-4	NUT, ROUND, SWAGE TYPE	
	.064	STOCK SIZE	
	ALUMINUM	MATERIAL	
	5052-H32	TYPE & TEMPER	
	3404 YEL. IRIDITE	HEAT TREAT. SPEC.	
		FINISH & SPEC. NO.	

THE TECHNICAL MATERIEL CORP. MAMARONECK, NEW YORK

BRACKET MOUNTING, SUB-DIVIDING RF SHIELD, CHANNEL B

W.A.F. Jde BP

DRAWN CHECKED FINAL APPROVAL

G.R.F. MS-2826 A

ELEC. DES. APP. MECH. DES. APP. SHEET OF