

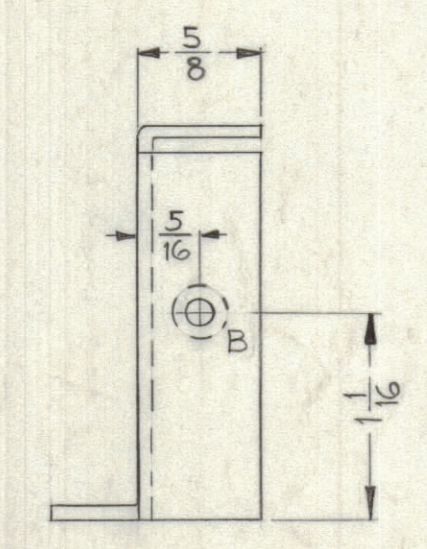
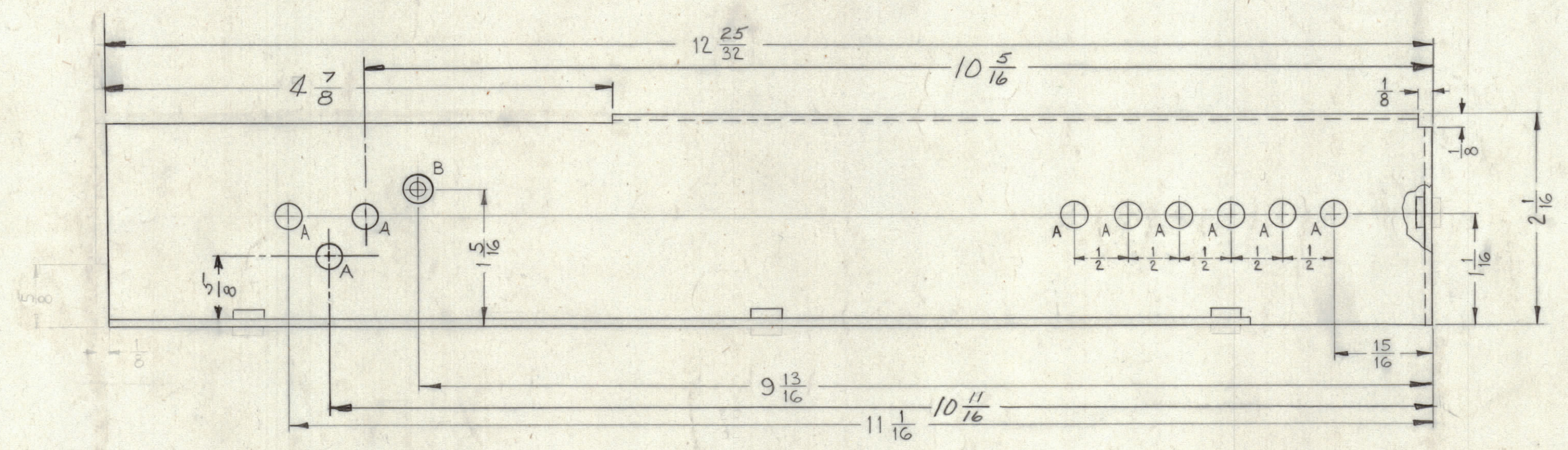


**NOTE TO PERSONS RECEIVING THIS DRAWING**  
 THE TECHNICAL MATERIEL CORPORATION claims proprietary right in the material disclosed hereon. This drawing is issued in confidence for engineering information only and may not be reproduced or used to manufacture anything shown hereon without permission from THE TECHNICAL MATERIEL CORPORATION to the user. This drawing is loaned for mutual assistance and is subject to recall at any time.  
 Property of:  
 THE TECHNICAL MATERIEL CORPORATION  
 MAMARONECK, NEW YORK



LEGEND		
HOLE	DESCRIPTION	REQ.
A	1/4 DIA.	9
B	.191-.194 DIA.	5



USE MATERIAL THICKNESS FOR MAX. RADIUS ON ALL BENDS UNLESS OTHERWISE SPECIFIED

MOUNT INSERTS AFTER FINISHING

BLANK SIZE 10 1/2 X 5

UNLESS OTHERWISE SPECIFIED DIMENSIONS ARE IN INCHES AND INCLUDE CHEMICALLY APPLIED OR PLATED FINISHES
DECIMALS ± .005 FRACTIONS ± 1/64 ANGLES ± 30°
TOLERANCES

BYM	ZONE	DESCRIPTION	DATE	CH. NO.	DRAFTS	CHECKER	ENG. APP.
UNLESS OTHERWISE SPECIFIED: DIMENSIONS ARE IN INCHES TOLERANCES ON FRACTIONS ± 1/64 DECIMALS ± .005 ANGLES ± 1/2°			SCALE DO NOT SCALE				
MAXIMUM ALLOWABLE TOLERANCES HAVE BEEN DETERMINED AND ANY DEVIATIONS WILL BE CAUSE FOR REJECTION. REMOVE ALL BURRS & SHARP EDGES							

5	1	NT-129-632-4	NUT, ROUND, SWAGE TYPE	B
REQ. ITEM	PART NO.	DESCRIPTION		SYMBOL
	.064	THE TECHNICAL MATERIEL CORP. MAMARONECK, NEW YORK		
STOCK SIZE		BRACKET MOUNTING, CHANNEL B (RF SHIELD)		
ALUMINUM				
MATERIAL				
1	HFA-1	AUDIO DECK	7-26-62	
REQ. PER UNIT	MODEL	SECTION	ASSY. NO.	DATE
TYPE & TEMPER		HEAT TREAT. SPEC.		
S404 YEL. IRIDITE		G.K.P. MS-2824		
FINISH & SPEC. NO.		ELC. DES. APP.	MECH. DES. APP.	SHEET OF

MS-2824