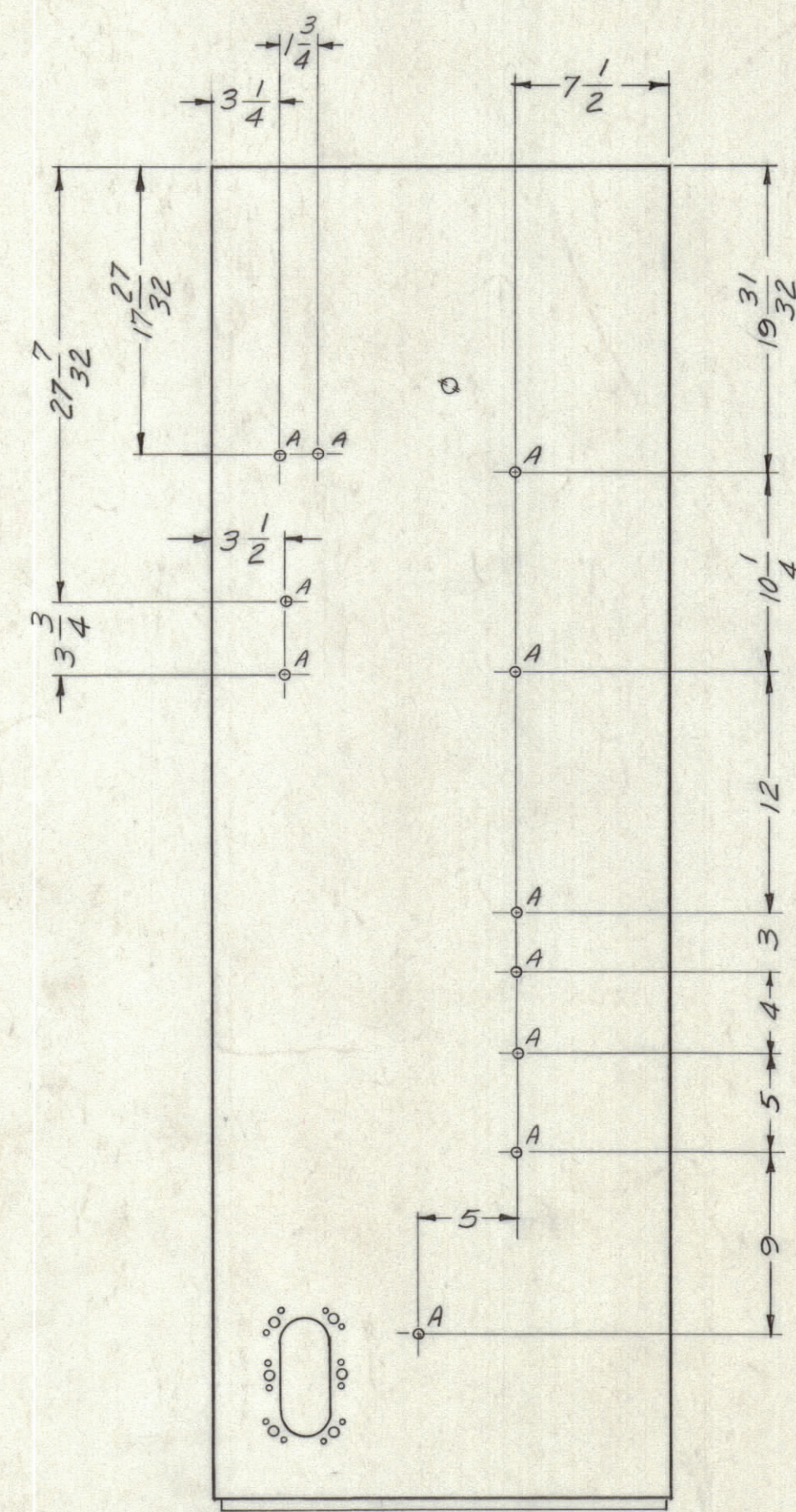




NOTICE TO PERSONS RECEIVING THIS DRAWING  
 THE TECHNICAL MATERIEL CORPORATION claims proprietary right in the material disclosed herein. This drawing is issued in confidence for engineering information only and may not be reproduced or used to manufacture anything shown herein without permission from THE TECHNICAL MATERIEL CORPORATION to the user. This drawing is loaned for mutual assistance and is subject to recall at any time.  
 Property of:  
 THE TECHNICAL MATERIEL CORPORATION  
 MAMARONECK, NEW YORK




— LEFT SIDE —




— FRONT —



— RIGHT SIDE —



— REAR —



— BOTTOM —

HOLES  
 A ~ 3/16 (.187) DIA. 15 REQ'D

REF. ~MS-2513 (REAR DOOR).  
 REF. ~LD-633 (LETTERING, REAR VIEW BOTTOM)  
 NOTE:  
 USE STANDARD RACK (MS-2509-2) AND MODIFY AS SHOWN.

UNLESS OTHERWISE SPECIFIED DIMENSIONS ARE IN INCHES AND INCLUDE CHEMICALLY APPLIED OR PLATED FINISHES  
 TOLERANCES  
 DECIMALS ± .005  
 FRACTIONS ± 1/64  
 ANGLES ± 30°

SYM	ZONE	DESCRIPTION	DATE	CH. NO.	DRAFTS	CHECKER	ENG. APP.
		SCALE		MAXIMUM ALLOWABLE TOLERANCES HAVE BEEN DETERMINED AND ANY DEVIATIONS WILL BE CAUSE FOR REJECTION. REMOVE ALL BURRS & SHARP EDGES			
		DIMENSIONS ARE IN INCHES					
		TOLERANCES ON					
		FRACTIONS ± 1/64		DECIMALS ± .005		ANGLES ± 1/2°	

REQ. ITEM	PART NO.	DESCRIPTION	SYMBOL
THE TECHNICAL MATERIEL CORP. MAMARONECK, NEW YORK			
CABINET ELECTRICAL EQUIPMENT (RACK-20) MACHINING			
w.s. [Signature] [Signature] [Signature]			
DRAWN		CHECKED	
TYPE & TEMPER		HEAT TREAT. SPEC.	
FINISH & SPEC. NO.		ELEC. DES. APP.	
MECH. DES. APP.		SHEET	
OF		MS-2799	

MS-2799