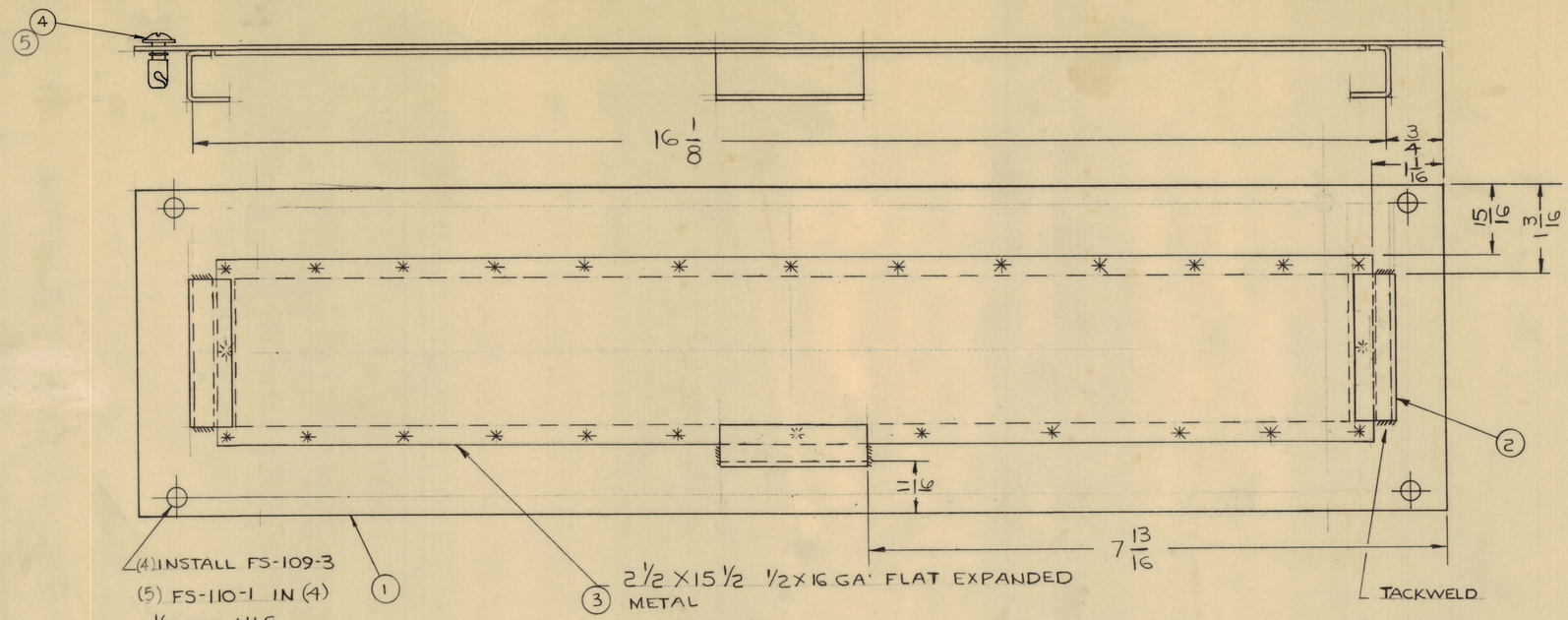

NOTICE TO PERSONS RECEIVING THIS DRAWING

THE TECHNICAL MATERIEL CORPORATION claims proprietary right in the material disclosed hereon. This drawing is issued in confidence for engineering information only and may not be reproduced or used to manufacture anything shown hereon without permission from THE TECHNICAL MATERIEL CORPORATION to the user. This drawing is loaned for mutual assistance and is subject to recall at any time.

Property of:
THE TECHNICAL MATERIEL CORPORATION
MAMARONECK, NEW YORK

MS-2573

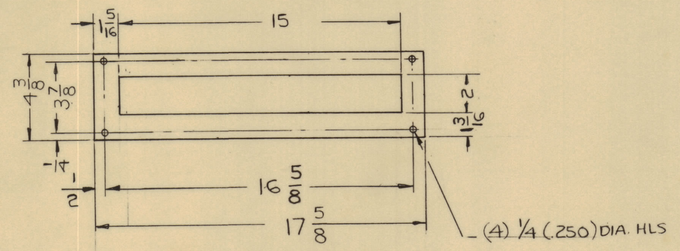

ITEM #1 (FRAME)
(1 PER ASSY)
MATERIAL - 16 GA. STEEL
FINISH - UPON ASS'Y

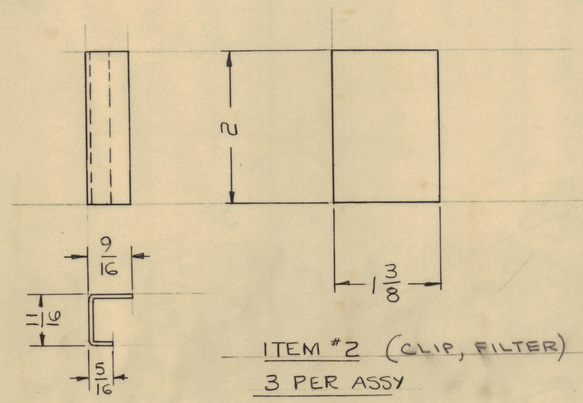

ITEM #2 (CLIP, FILTER)
3 PER ASSY
MATERIAL - 16 GA. STEEL
FINISH - UPON ASS'Y

FINISH
UPON ASSEMBLY OF ITEMS 1, 2, & 3.

S114 - ZINC CHROMATE PRIMER
S220 - TMC RCAF BLUE GRAY SMOOTH ENAMEL

ADD ITEMS 4 & 5 AFTER FINISHING

UNLESS OTHERWISE SPECIFIED -
MATERIAL -
16 GUAGE STEEL

REQ.	ITEM	PART NO.	DESCRIPTION	SYMBOL
4	5	FS-110-1	STUD, SLOTTED HEAD	
4	4	FS-109-3	RING, STUD RETAINING	
X	3	AS SHOWN	EXPANDED METAL	
3	2	AS SHOWN	CLIP, FILTER	
1	1	AS SHOWN	FRAME	

STOCK SIZE	AS NOTED
MATERIAL	AS NOTED
TYPE & TEMPER / HEAT TREAT. SPEC.	
FINISH & SPEC. NO.	AS NOTED

THE TECHNICAL MATERIEL CORP.
MAMARONECK, NEW YORK
FILTER, RETAINER

DRAWN	CHECKED	FINAL APPROVAL
M.M.	[signature]	LB/FB

ELEC. DES. APP.	MECH. DES. APP.	SHEET OF
aa		MS-2573

REQ. PER UNIT	MODEL	SECTION	ASS'Y. NO.	DATE
1	TER25K/50			9-28-61

USED ON

UNLESS OTHERWISE SPECIFIED
DIMENSIONS ARE IN INCHES AND INCLUDE CHEMICALLY APPLIED OR PLATED FINISHES
TOLERANCES: DECIMALS .X ± .05, .XX ± .01, .XXX ± .005; FRACTIONS ± 1/64; ANGLES ± 0° 30'
CUT HERE GUARANTEED 2-46

SYM	ZONE	DESCRIPTION	DATE	CH. NO.	DRAFTS	CHECKER	ENG. APP.

UNLESS OTHERWISE SPECIFIED:
DIMENSIONS ARE IN INCHES
TOLERANCES ON
FRACTIONS ± 1/64 DECIMALS ± .005 ANGLES ± 1/2°

SCALE DO NOT SCALE

MAXIMUM ALLOWABLE TOLERANCES HAVE BEEN DETERMINED AND ANY DEVIATIONS WILL BE CAUSE FOR REJECTION.
REMOVE ALL BURRS & SHARP EDGES

TMC FORM NO. 111

DEFIANCE NO. 1020