IF IT IS FOUND DESIRABLE TO CHANGE ANY TOLERANCE OR OTHER DETAIL SPECIFIED ON THIS DRAWING NOTIFY THE PURCHASER PROMPTLY.
MAXIMUM ALLOWABLE TOLERANCES HAVE BEEN DETERMINED AND DEVIATIONS WILL BE CAUSE FOR REJECTION.
REMOVE ALL BURRS AND SHARP EDGES

MAT'L	ITEM	CHANGED F-4	DATE	CH. NO.	DRAFTS	CHECKS	DES. APP.
		TOLERANCES	SCALE:				
ALL OTHERS	DEC. DIM. ± FRAC. DIM. ± ANGULAR DIM. ±	DRILL, PUNCH, COMMERCIAL STOCK SIZES AND MANUFACTURERS TOLERANCES ARE NOT INCLUDED.					

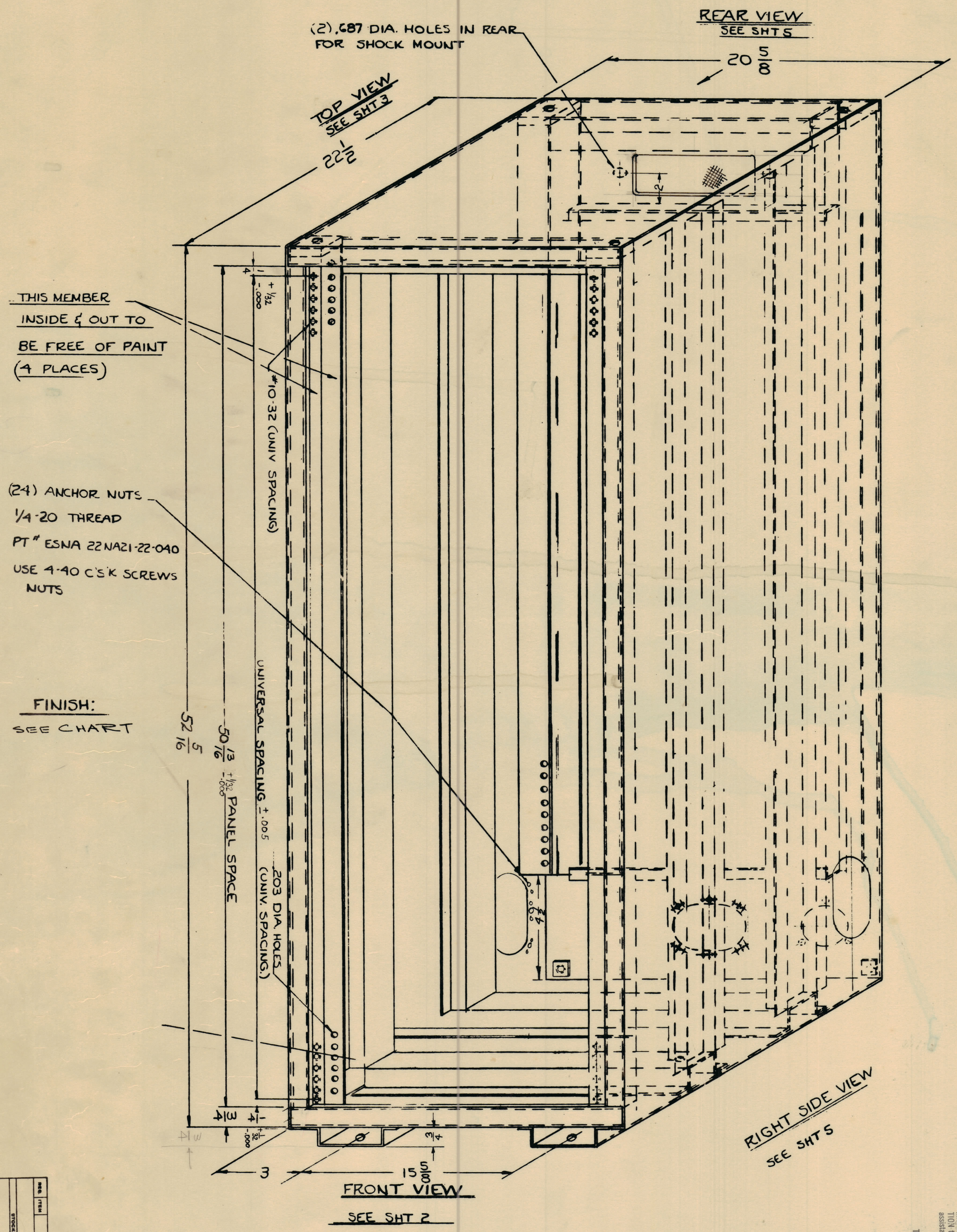

TOLERANCE SPECIFICATION
OVERALL STRUCTURAL TOL.— 1/16
EXCEPT HOLES LOCATIONS - 1/64 C TO C
OTHER TOL. AS DESIGNATED
DO NOT ACCUMULATE TOL ON CHAIN DIM.

REMOVE SHARP EDGES, GRIND, DEGREASE; PREPAPE SURFACE FOR FOLLOWING:

TMC PART NO.	DIP AND/OR PRIME	FINISH
MS2107	ZINC CHROMATE PRIMER	TMC GRAY S-115

UNLESS OTHERWISE SPECIFIED
DIMENSIONS ARE IN INCHES AND INCLUDE CHEMICALLY APPLIED OR PLATED FINISHES

DECIMALS	FRACTIONS
.X ± .05	± 1/64
.XX ± .01	± 0° 30'
.XXX ± .005	

TOLERANCES

CUT HERE GUARANTEED 2-66

REQ.	ITEM	PART NO.	DESCRIPTION	SYMBOL
STOCK SIZE				
MATERIAL	WEIGHT PER PC.			
TYPE & TEMPER				
HEAT TREAT SPEC.				
FINISH & SPEC. NO.				

THE TECHNICAL MATERIEL CORP.
MAMARONECK, NEW YORK

CABINET, ELEC. EQUIPMENT

MODEL	PROJECT NO.	ASS'T NO.	DATE
RAK-15			10-8-59

USED ON

DRAWN 10-8-59
CHECKED
FINAL APPROVAL

SHEET 1 OF 7 MS-2107

NOTICE TO PERSONS RECEIVING THIS DRAWING
THE TECHNICAL MATERIEL CORPORATION claims proprietary right in the material disclosed hereon. This drawing is issued in confidence for engineering information only and may not be reproduced or used to manufacture anything shown hereon without permission from THE TECHNICAL MATERIEL CORPORATION to the user. This drawing is issued for mutual assistance and is subject to recall at any time.
Property of:
THE TECHNICAL MATERIEL CORPORATION
MAMARONECK, NEW YORK

MS-2107

IF IT IS FOUND DESIRABLE TO CHANGE ANY TOLERANCE OR OTHER DETAIL SPECIFIED ON THIS DRAWING NOTIFY THE PURCHASER PROMPTLY

MAXIMUM ALLOWABLE TOLERANCES HAVE BEEN DETERMINED AND DEVIATIONS WILL BE CAUSE FOR REJECTION. REMOVE ALL BURRS AND SHARP EDGES

NOTICE TO PERSONS RECEIVING THIS DRAWING

THE TECHNICAL MATERIEL CORPORATION claims proprietary right in the material disclosed hereon. This drawing is issued in confidence for engineering information only and may not be reproduced or used to manufacture anything shown hereon without permission from THE TECHNICAL MATERIEL CORPORATION to the user. This drawing is issued for mutual assistance and is subject to recall at any time.

Property of:
THE TECHNICAL MATERIEL CORPORATION
MAMARONECK, NEW YORK

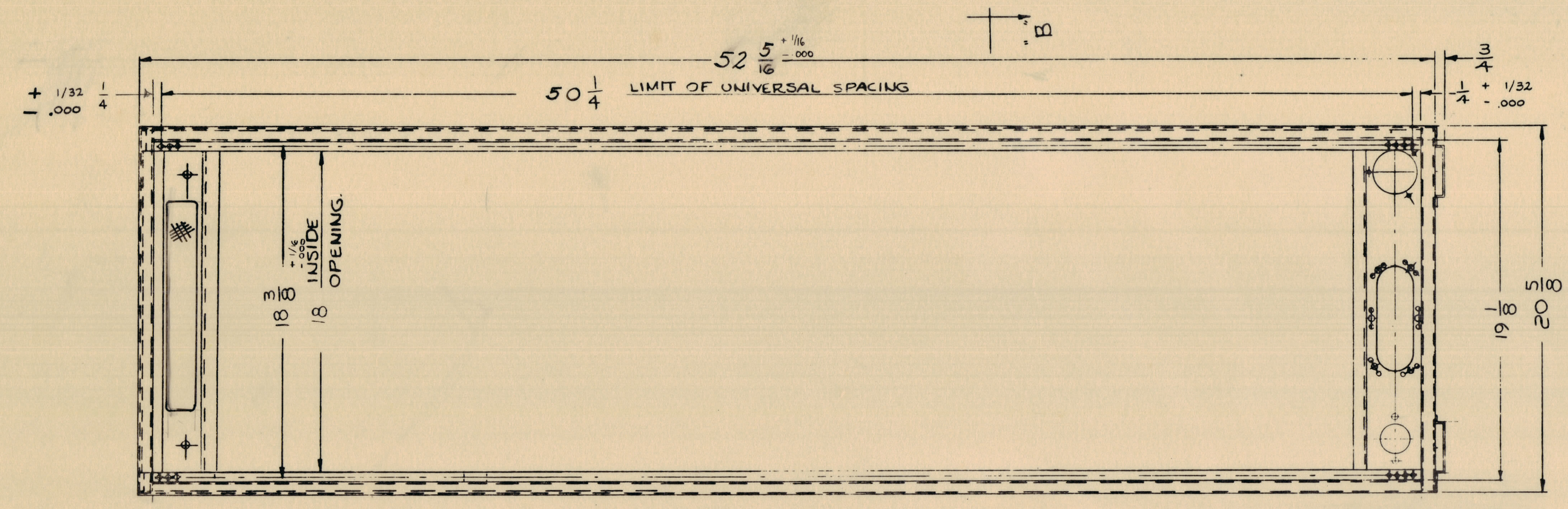

FRONT VIEW

NOTE: INSIDE OPENING TOLERANCE MUST BE HELD

NOTE

ALL MAT IS 13 GA. STEEL UNLESS OTHERWISE NOTED

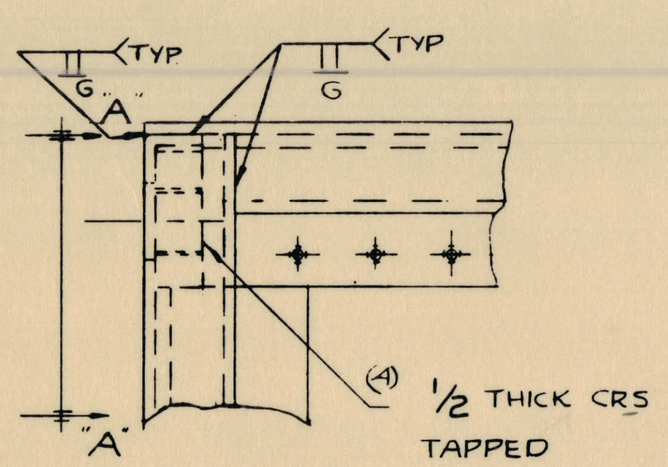

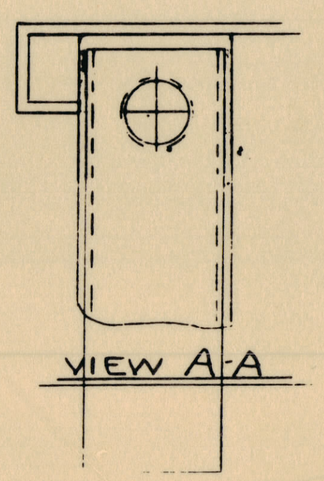

VIEW A-A

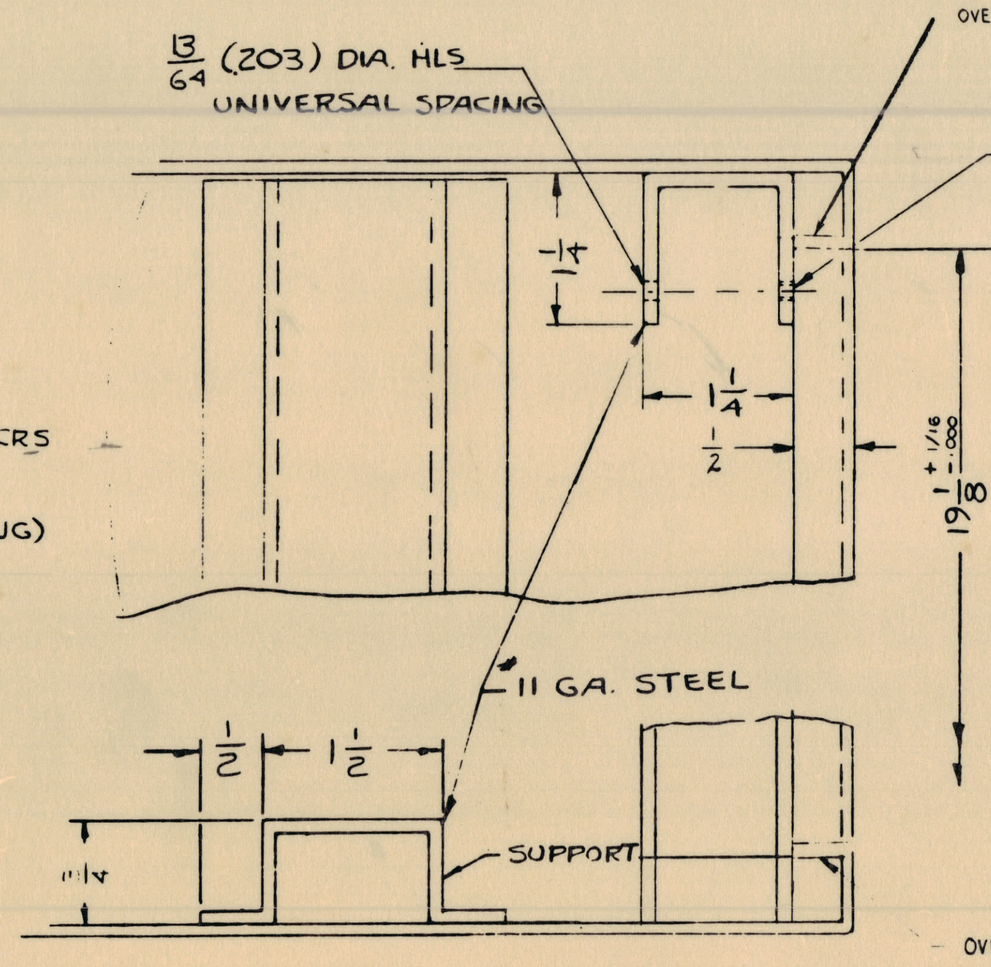

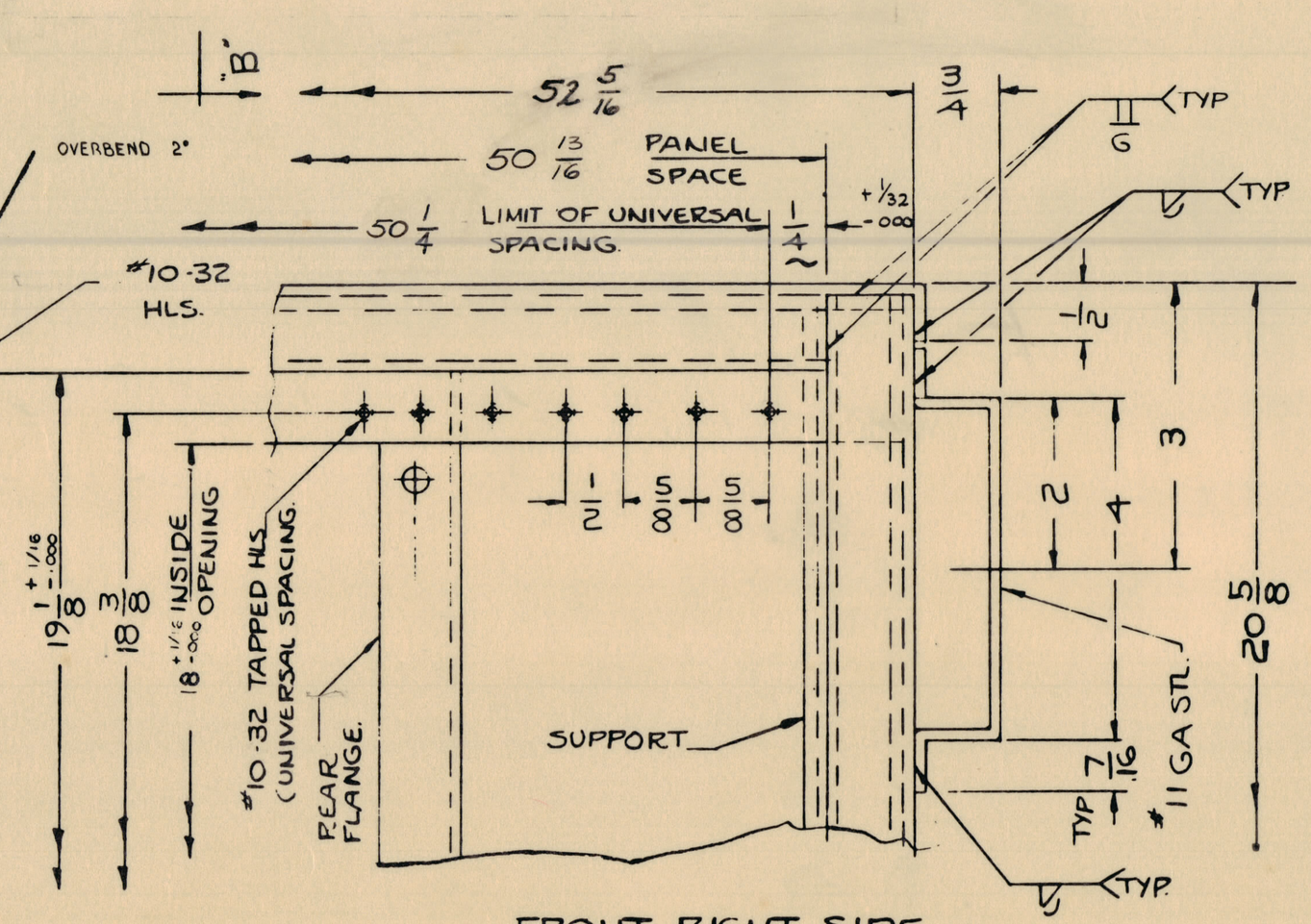

FRONT RIGHT SIDE

TOLERANCE SPECIFICATION
OVERALL STRUCTURAL TOL ~ 1/16
EXCEPT HOLES LOCATIONS 1/64 C TO C
OTHER TOL AS DESIGNATED
DO NOT ACCUMULATE TOL. ON CHAIN DIM.

UNLESS OTHERWISE SPECIFIED DIMENSIONS ARE IN INCHES AND INCLUDE CHEMICALLY APPLIED OR PLATED FINISHES		
DECIMALS X ± .05 XX ± .01 XXX ± .005	TOLERANCES	FRACTIONS ± 1/64 ANGLES ± 0° 30'

CUT HERE GUARANTEED 2-46

ISSUE	IT. NO.	CHANGED FROM	DATE	CH. NO.	DRAFTS	CHECKER	ENG. APP.
TOLERANCES			SCALE				
ALL OTHERS	DEC DIM ±		DRILL PUNCH COMMERCIAL STOCK SIZES AND MANUFACTURERS TOLERANCES ARE NOT INCLUDED				
	FRAC DIM ±						
	ANGULAR DIM ±						

FORM—111

REQ.	ITEM	PART NO.	DESCRIPTION	SYMBOL
STOCK SIZE			THE TECHNICAL MATERIEL CORP. MAMARONECK. NEW YORK	
MATERIAL	WEIGHT PER PC.		CABINET, ELEC. EQUIPMENT DETAIL, FRONT VIEW	
TYPE & TEMPER			DRAWN: I. GRILLO	ELEC. DES. APP. / MECH. DES. APP.
HEAT TREAT. SPEC.			CHECKED / FINAL APPROVAL	
FINISH & SPEC. NO.			SHEET 2 OF 7 MS-2107	

REQ PER UNIT	MODEL	PROJECT NO.	ASSY NO.	DATE
1	RAK-15			
USED ON				

MS-2107

IF IT IS FOUND DESIRABLE TO CHANGE ANY TOLERANCE OR OTHER DETAIL SPECIFIED ON THIS DRAWING NOTIFY THE PURCHASER PROMPTLY.

MAXIMUM ALLOWABLE TOLERANCES HAVE BEEN DETERMINED AND DEVIATIONS WILL BE CAUSE FOR REJECTION. REMOVE ALL BURRS AND SHARP EDGES

NOTICE TO PERSONS RECEIVING THIS DRAWING

THE TECHNICAL MATERIEL CORPORATION claims proprietary right in the material disclosed hereon. This drawing is issued in confidence for engineering information only and may not be reproduced or used to manufacture anything shown hereon without permission from THE TECHNICAL MATERIEL CORPORATION to the user. This drawing is loaned for mutual assistance and is subject to recall at any time.

Property of:
THE TECHNICAL MATERIEL CORPORATION
MAMARONECK, NEW YORK

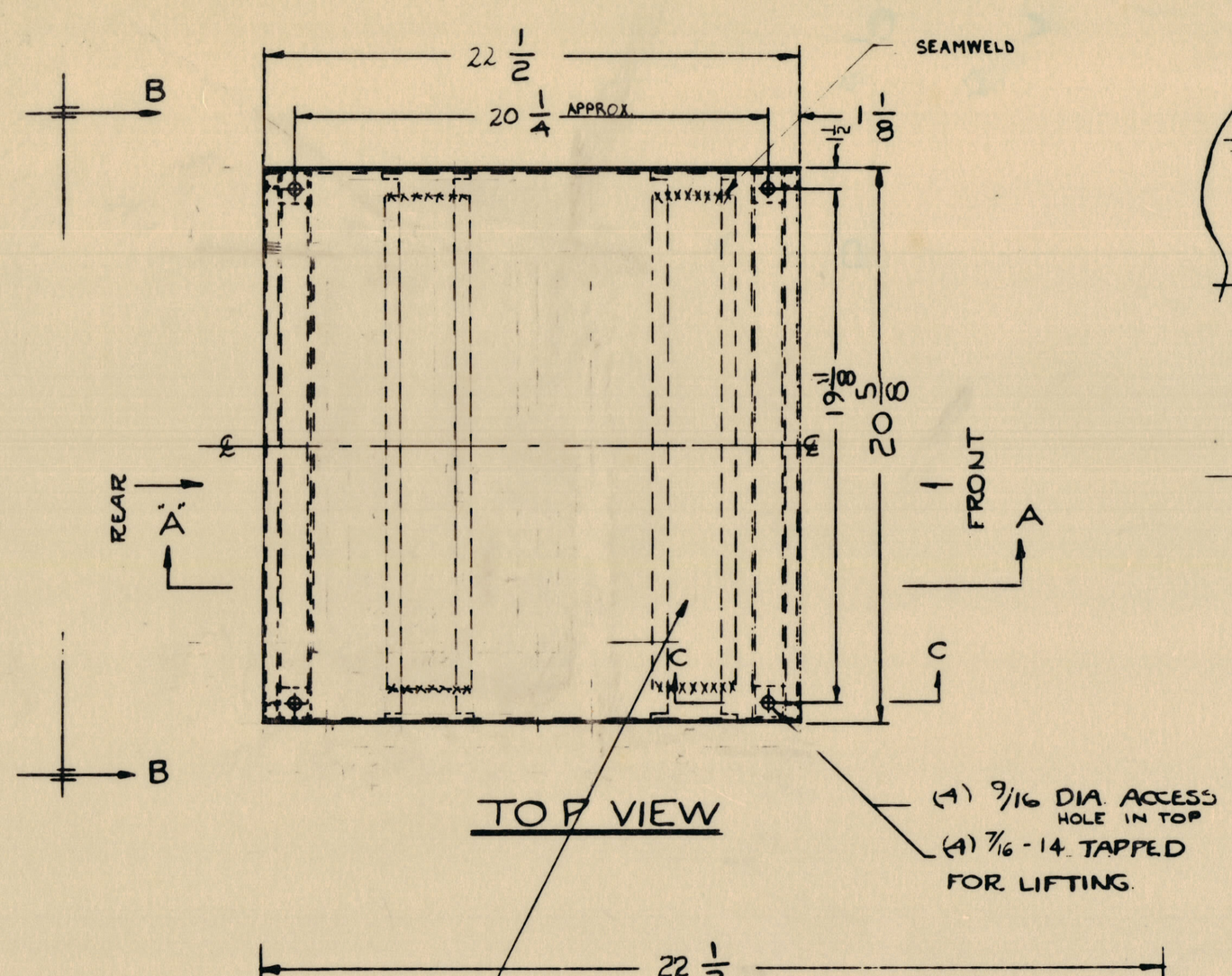

TOP VIEW

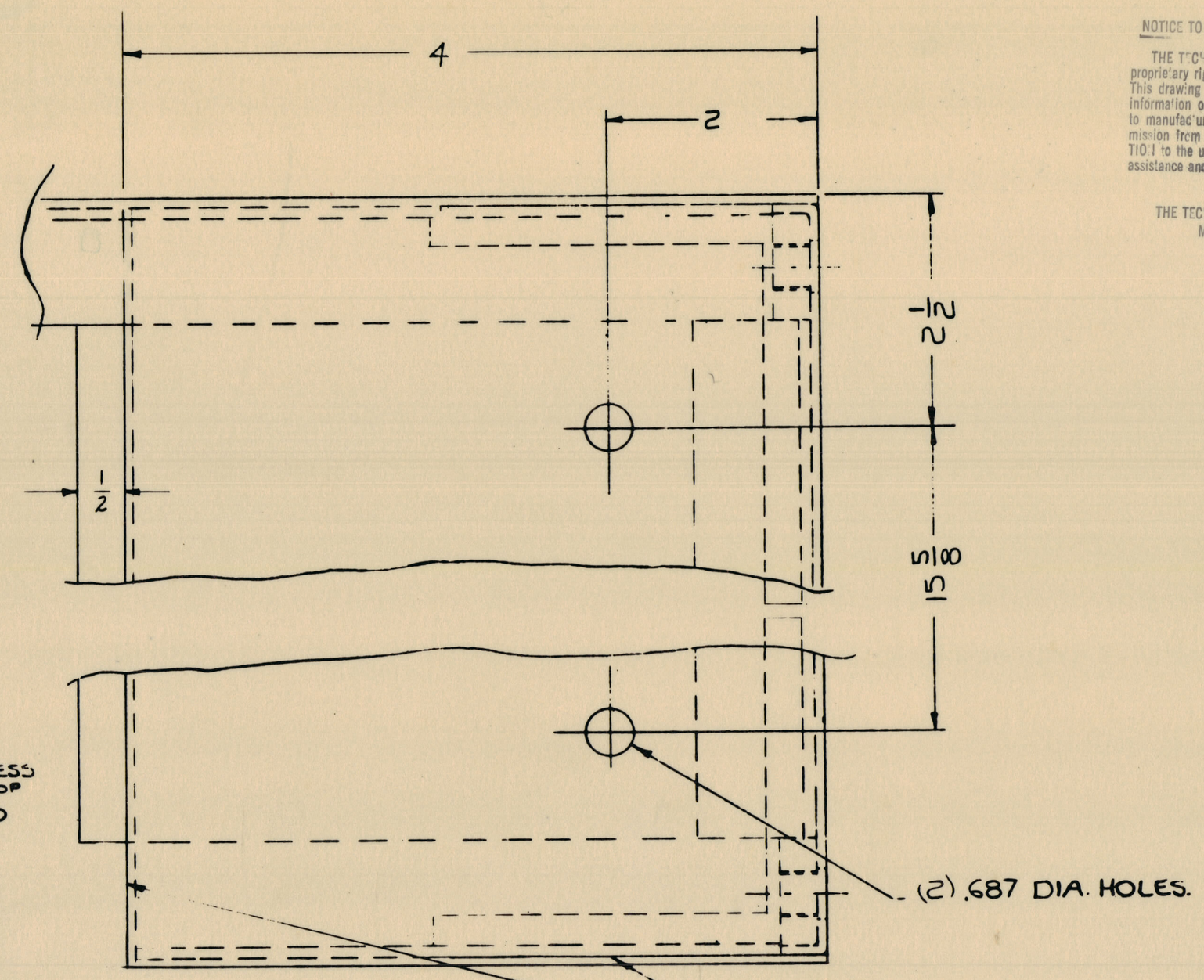

VIEW B-B

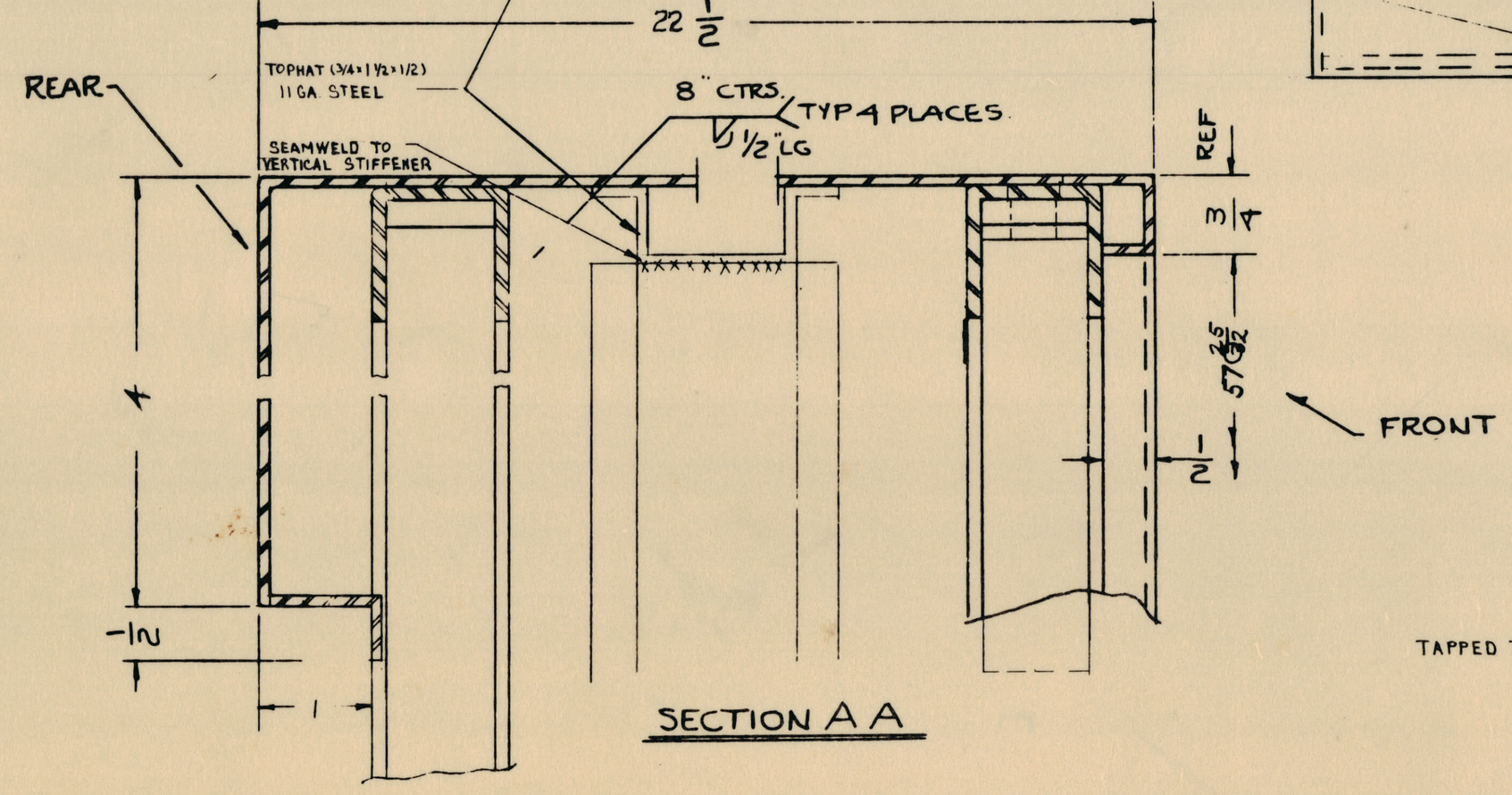

SECTION A A

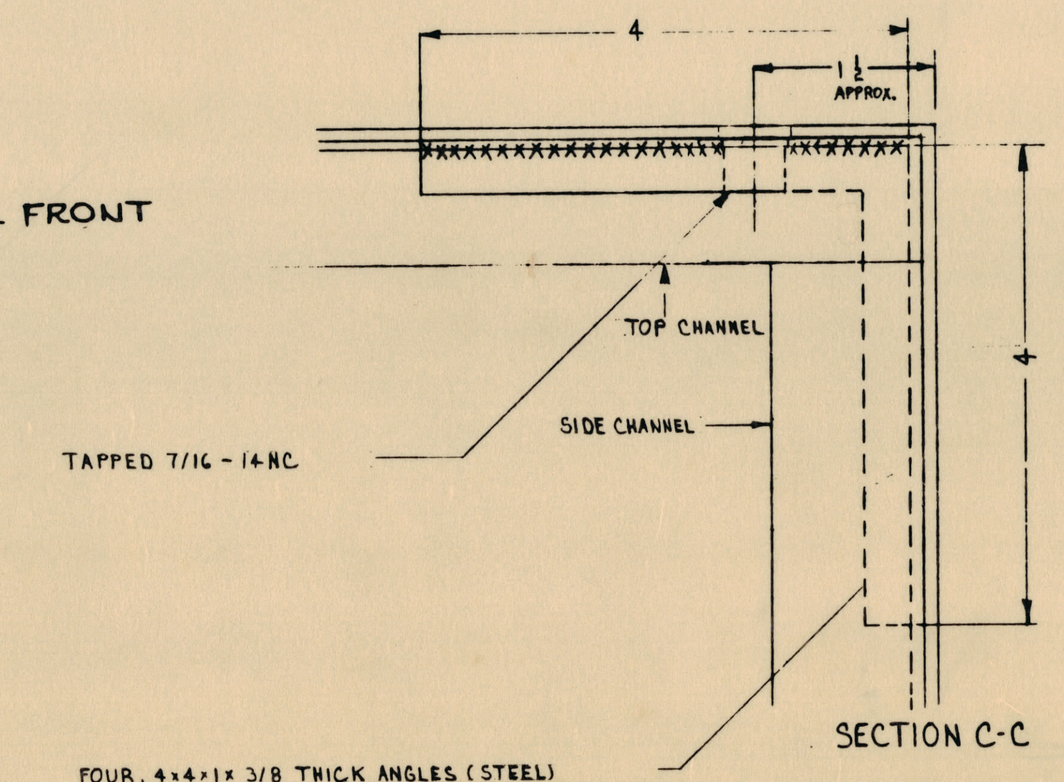

SECTION C-C

FOUR, 4 x 4 x 1 x 3/8 THICK ANGLES (STEEL) SEAMWELDED TO INSIDE OF CHANNEL.

MS-2107

ISSUE	ITEM	CHANGED FROM	DATE	CH. NO	DATE	CHECKER	ENG. APP.

TOLERANCES — SCALE:

ALL OTHERS: DEC DIM. ± ; FRAC. DIM. ± ; ANGULAR DIM. ±

DRILL, PUNCH, COMMERCIAL STOCK SIZES AND MANUFACTURERS TOLERANCES ARE NOT INCLUDED.

UNLESS OTHERWISE SPECIFIED DIMENSIONS ARE IN INCHES AND INCLUDE CHEMICALLY APPLIED OR PLATED FINISHES

TOLERANCES: DECIMALS .X ± .05, .XX ± .01, .XXX ± .005; FRACTIONS ± 1/64; ANGLES ± 0° 30'

CUT HERE GUARANTEED 1976

REQ PER UNIT	MODEL	PROJECT NO	ASSY NO.	DATE
	EAK-15			

USED ON

REQ.	ITEM	PART NO.	DESCRIPTION	SYMBOL
		STOCK SIZE	THE TECHNICAL MATERIEL CORP. MAMARONECK, NEW YORK	
		MATERIAL / WEIGHT PER PC.	CABINET, ELEC. EQUIPMENT DETAIL, TOP SECTION	
		TYPE & TEMPER	DRAWN JOE FILLO; ENG. DES. APP.; WEIGH. DES. APP.	
		HEAT TREAT SPEC.	CHECKED; FINAL APPROVAL	
		FINISH & SPEC. NO.	SHEET 3 of 7	MS-2107

IF IT IS FOUND DESIRABLE TO CHANGE ANY TOLERANCE OR OTHER DETAIL SPECIFIED ON THIS DRAWING NOTIFY THE PURCHASER PROMPTLY

MAXIMUM ALLOWABLE TOLERANCES HAVE BEEN DETERMINED AND DEVIATIONS WILL BE CAUSE FOR REJECTION. REMOVE ALL BURRS AND SHARP EDGES

NOTICE TO PERSONS RECEIVING THIS DRAWING

THE TECHNICAL MATERIEL CORPORATION claims proprietary right in the material disclosed hereon. This drawing is issued in confidence for engineering information only and may not be reproduced or used to manufacture anything shown hereon without permission from THE TECHNICAL MATERIEL CORPORATION to the user. This drawing is loaned for mutual assistance and is subject to recall at any time.

Property of:
THE TECHNICAL MATERIEL CORPORATION
MAMARONECK, NEW YORK

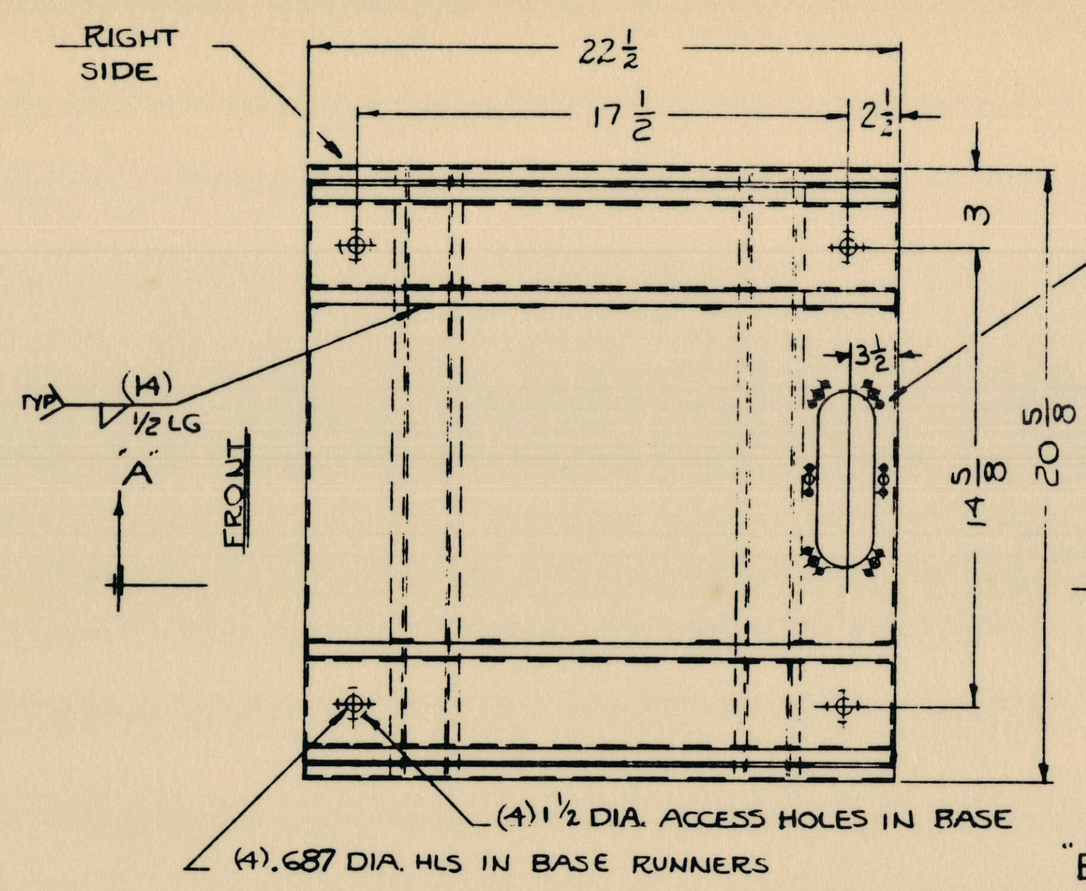

BOTTOM VIEW

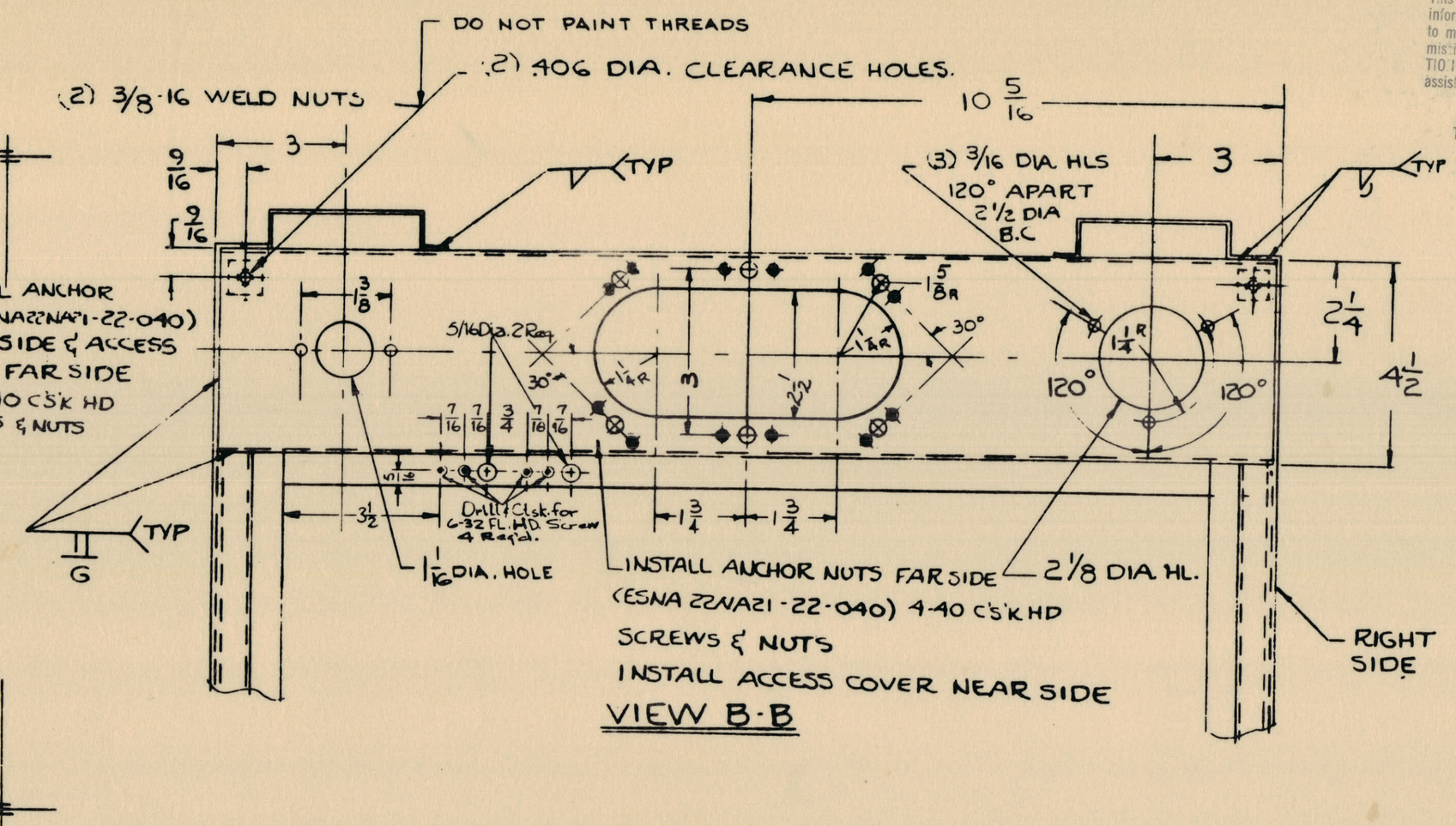

VIEW B-B

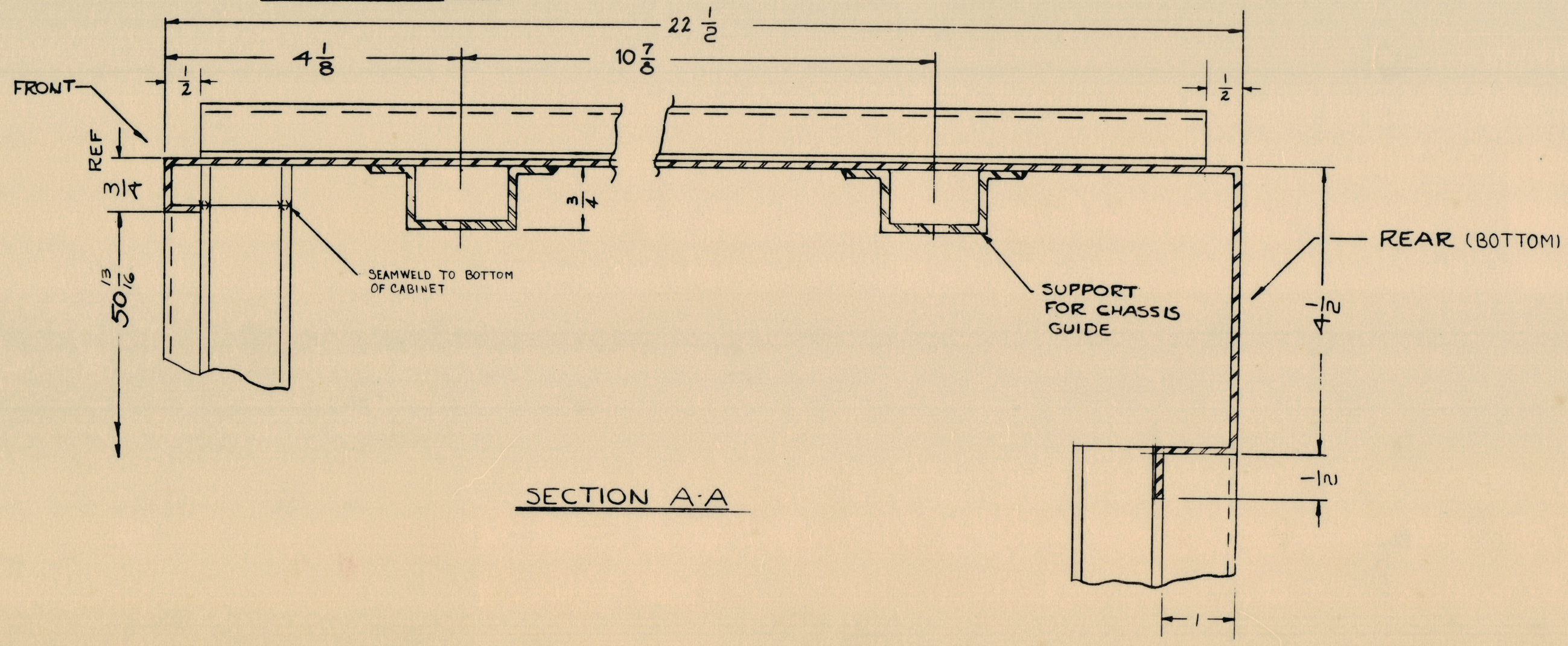

SECTION A-A

UNLESS OTHERWISE SPECIFIED DIMENSIONS ARE IN INCHES AND INCLUDE CHEMICALLY APPLIED OR PLATED FINISHES
DECIMALS .X ± .05, .XX ± .01, .XXX ± .005
TOLERANCES
FRACTIONS ± 1/64, ANGLES ± 0° 30'
FOR THIS DRAWING ONLY

ISSUE	ITEM	CHANGED FROM	DATE	CK NO.	DRAFTS	CHECKER	ENG APP.

TOLERANCES — ALL OTHERS: DEC. DIM. ±, FRAC. DIM. ±, ANGULAR DIM. ±

SCALE:

DRILL, PUNCH, COMMERCIAL STOCK SIZES AND MANUFACTURERS TOLERANCES ARE NOT INCLUDED.

REQ PER UNIT	MODEL	PROJECT NO	ASS'Y NO.	DATE
	RAK-15			
USED ON				

REQ.	ITEM	PART NO.	DESCRIPTION	SYMBOL
			THE TECHNICAL MATERIEL CORP. MAMARONECK, NEW YORK	
STOCK SIZE			CABINET, ELEC. EQUIPMENT	
MATERIAL		WEIGHT PER PC	DETAIL, BOTTOM SEC.	
TYPE & TEMPER			DRILLED	
			DRAWN	SUB. DES. APP. / MECH. DES. APP.
HEAT TREAT SPEC.			CHECKED	FINAL APPROVAL
FINISH & SPEC. NO.			Sheet 4 of 7	MS-2107

MS-2107

FORM—111

IF IT IS FOUND DESIRABLE TO CHANGE ANY TOLERANCE OR OTHER DETAIL SPECIFIED ON THIS DRAWING NOTIFY THE PURCHASER PROMPTLY.

MAXIMUM ALLOWABLE TOLERANCES HAVE BEEN DETERMINED AND DEVIATIONS WILL BE CAUSE FOR REJECTION. REMOVE ALL BURRS AND SHARP EDGES

NOTICE TO PERSONS RECEIVING THIS DRAWING

THE TECHNICAL MATERIEL CORPORATION claims proprietary right in the material disclosed hereon. This drawing is issued in confidence for engineering information only and may not be reproduced or used to manufacture anything shown hereon without permission from THE TECHNICAL MATERIEL CORPORATION to the user. This drawing is loaned for mutual assistance and is subject to recall at any time.

Property of:
THE TECHNICAL MATERIEL CORPORATION
MAMARONECK, NEW YORK

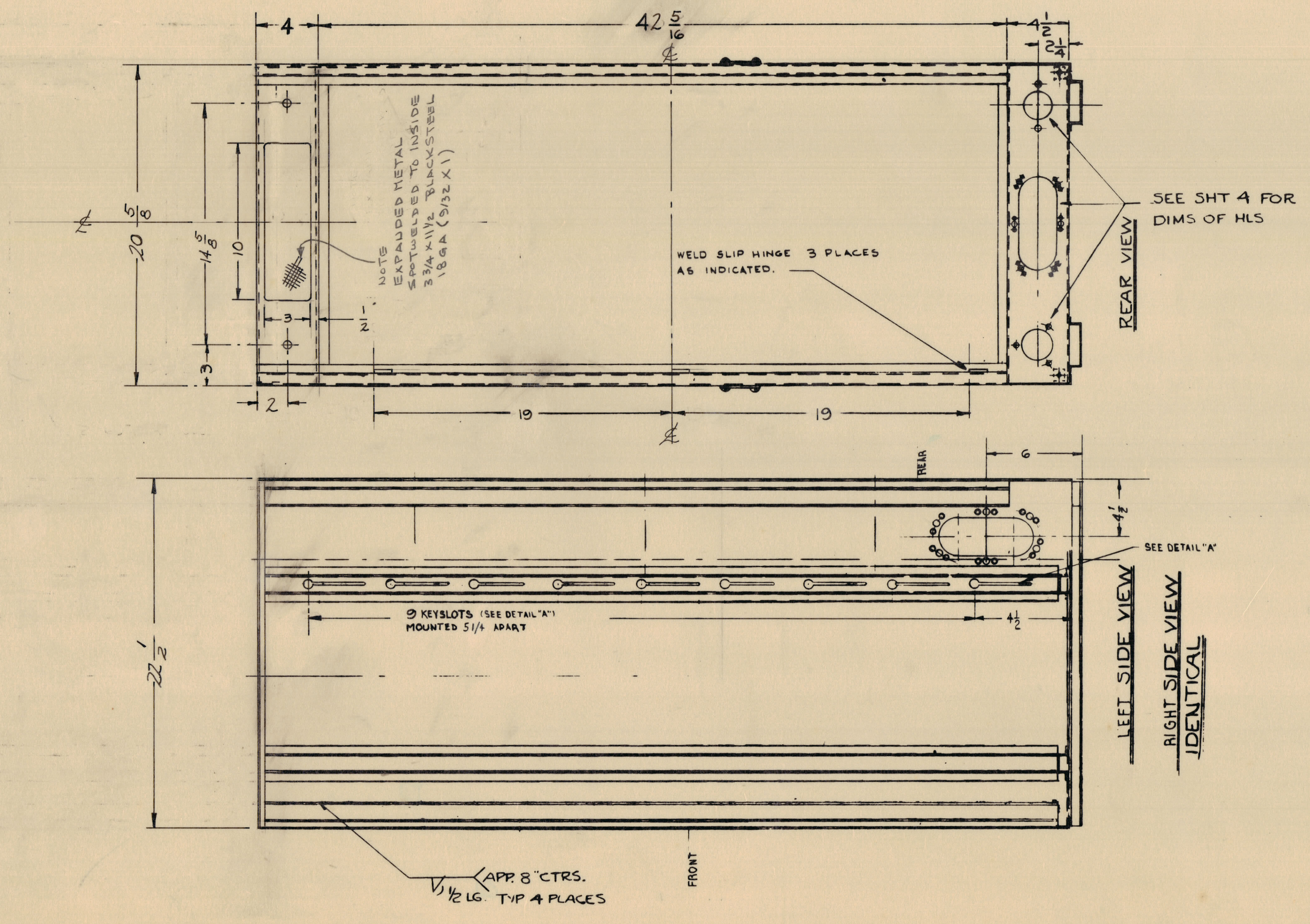

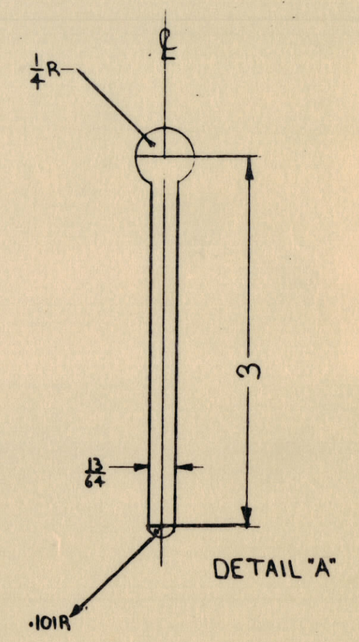

RIGHT SIDE IDENTICAL

ISSUE	ITEM	CHANGED FROM	DATE	CH NO	DRAFTS	CHECKED	ENG APP

TOLERANCES		SCALE
ALL OTHERS	DEC DIM ±	DRILL PUNCH COMMERCIAL STOCK SIZES AND MANUFACTURERS TOLERANCES ARE NOT INCLUDED
	FRAC DIM ±	
	ANGULAR DIM ±	

FORM—111

UNLESS OTHERWISE SPECIFIED
DIMENSIONS ARE IN INCHES AND INCLUDE CHEMICALLY APPLIED OR PLATED FINISHES

DECIMALS	TOLERANCES	FRACTIONS
.X ± .05		± 1/64
.XX ± .01		ANGLES
.XXX ± .005		± 0° 30'

CUT HERE TOLERANCES

REQ PER UNIT	MODEL	PROJECT NO	ASS'Y NO	DATE
	RAK-15			
	USED ON			

REQ	ITEM	PART NO.	DESCRIPTION	SYMBOL
			THE TECHNICAL MATERIEL CORP. MAMARONECK, NEW YORK	
STOCK SIZE			CABINET, ELEC. EQUIPMENT	
MATERIAL	WEIGHT PER PC.		REAR & SIDE VIEWS	
TYPE & TEMPER			JO RILLO	
HEAT TREAT SPEC.			MAT. REQ. APP.	ENGR. REQ. APP.
			CHECKED	FINAL APPROVAL
FINISH & SPEC. NO.			SHEET 5 of 7	MS-2107

MS-2107

IF IT IS FOUND DESIRABLE TO CHANGE ANY TOLERANCE OR OTHER DETAIL SPECIFIED ON THIS DRAWING NOTIFY THE PURCHASER PROMPTLY.

MAXIMUM ALLOWABLE TOLERANCES HAVE BEEN DETERMINED AND DEVIATIONS WILL BE CAUSE FOR REJECTION. REMOVE ALL BURRS AND SHARP EDGES

NOTICE TO PERSONS RECEIVING THIS DRAWING

THE TECHNICAL MATERIEL CORPORATION claims proprietary right in the material disclosed hereon. This drawing is issued in confidence for engineering information only and may not be reproduced or used to manufacture anything shown hereon without permission from THE TECHNICAL MATERIEL CORPORATION to the user. This drawing is loaned for mutual assistance and is subject to recall at any time.

Property of:
THE TECHNICAL MATERIEL CORPORATION
MAMARONECK, NEW YORK

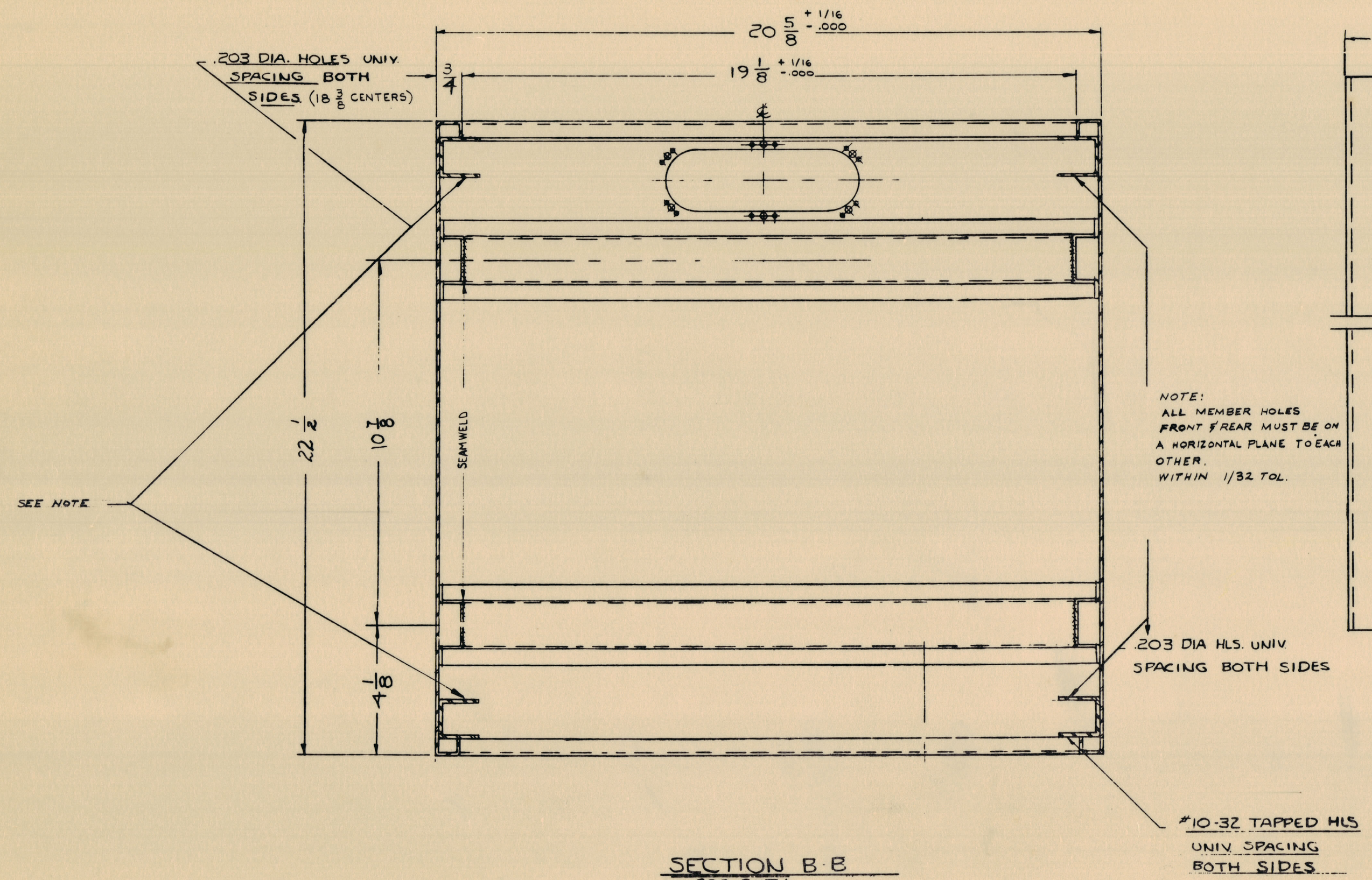

NOTE:
ALL MEMBER HOLES FRONT & REAR MUST BE ON A HORIZONTAL PLANE TO EACH OTHER.
WITHIN 1/32 TOL.

SECTION B-B
SEE SHT 1
FRONT

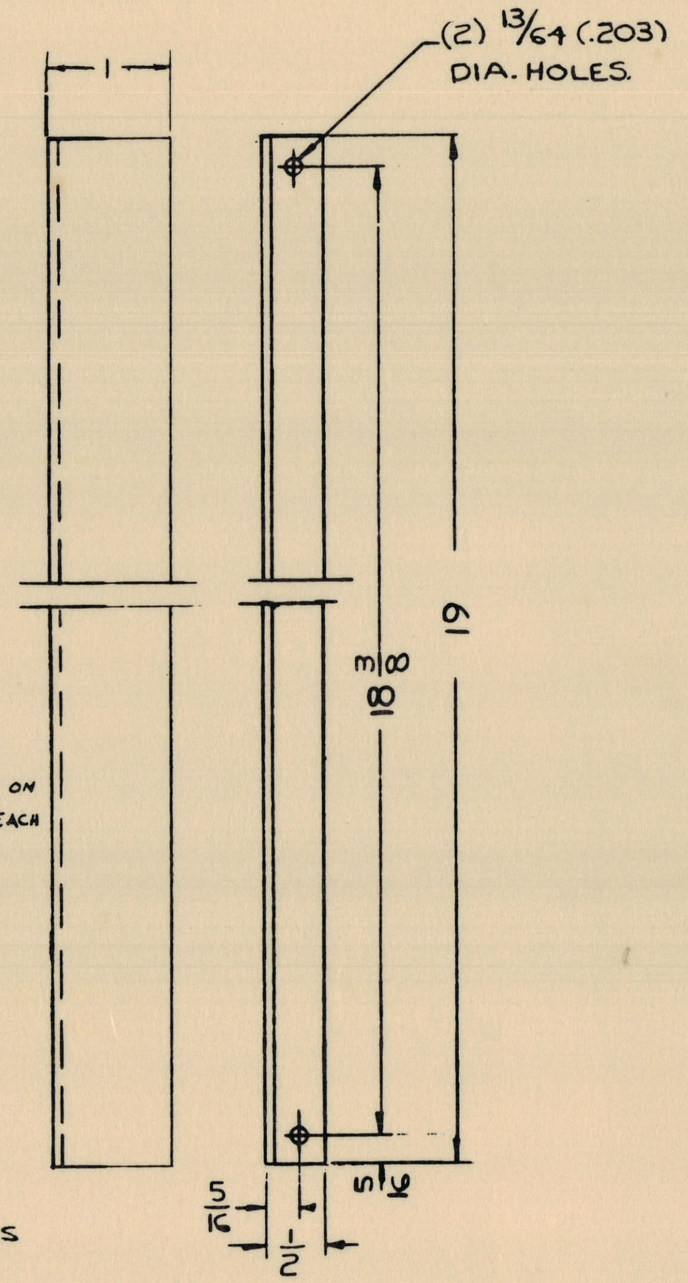

REMOVABLE STIFFENERS MOUNTED BY MANUFACTURER ONLY
FOR SHIPPING PURPOSES
3 PER UNIT 2 FRONT, 1 REAR EVENLY SPACED
MAT: #13 GA. STEEL

MS-2107

ISSUE	ITEM	CHANGED FROM	DATE	CH NO	DRAFTS	CHECKER	ENG APP
		TOLERANCES	SCALE:				
OTHERS		DEC DIM ± FRAC DIM ± ANGULAR DIM ±	DRILL PUNCH COMMERCIAL STOCK SIZES AND MANUFACTURERS TOLERANCES ARE NOT INCLUDED				

UNLESS OTHERWISE SPECIFIED DIMENSIONS ARE IN INCHES AND INCLUDE CHEMICALLY APPLIED OR PLATED FINISHES
TOLERANCES
DECIMALS .X ± .05, .XX ± .01, .XXX ± .005
FRACTIONS ± 1/64
ANGLES ± 0° 30'
DO NOT SCALE DRAWING

PER UNIT	MODEL	PROJECT NO	ASSY NO.	DATE
	RAK-15			
USED ON				

REQ	ITEM	PART NO.	DESCRIPTION	SYMBOL
STOCK SIZE			THE TECHNICAL MATERIEL CORP. MAMARONECK, NEW YORK	
MATERIAL	WEIGHT PER PC.		CABINET, ELEC. EQUIPMENT	
TYPE & TEMPER			BOTTOM, INSIDE VIEW	
HEAT TREAT. SPEC.			DRAWN 10 DEC 60 / ELEC. ENG. APP. / MECH. ENG. APP.	
FINISH & SPEC. NO.			CHECKED / FINAL APPROVAL	
			SHEET 5 of 7 MS-2107	

IF IT IS FOUND DESIRABLE TO CHANGE ANY TOLERANCE OR OTHER DETAIL SPECIFIED ON THIS DRAWING NOTIFY THE PURCHASER PROMPTLY.

MAXIMUM ALLOWABLE TOLERANCES HAVE BEEN DETERMINED AND DEVIATIONS WILL BE CAUSE FOR REJECTION. REMOVE ALL BURRS AND SHARP EDGES

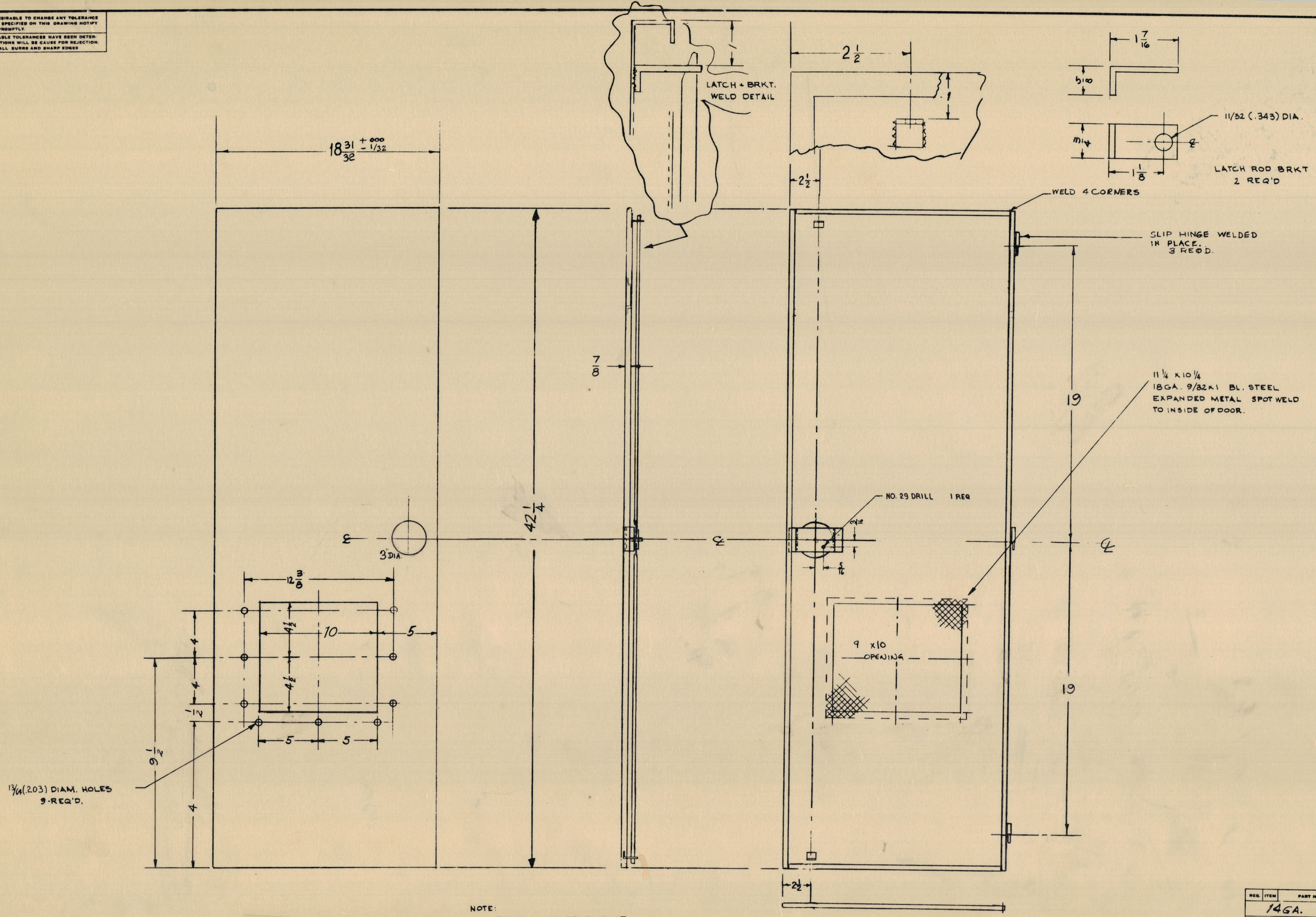

NOTICE TO PERSONS RECEIVING THIS DRAWING

THE TECHNICAL MATERIEL CORPORATION claims proprietary right in the material disclosed hereon. This drawing is issued in confidence for engineering information only and may not be reproduced or used to manufacture anything shown hereon without permission from THE TECHNICAL MATERIEL CORPORATION to the user. This drawing is loaned for mutual assistance and is subject to recall at any time.

Property of:
THE TECHNICAL MATERIEL CORPORATION
MAMARONECK, NEW YORK

MS-2107

NOTE:
DOOR MUST BE FLAT OR 2" OVERBEND TOWARDS INSIDE; TOP + BOTTOM.

UNLESS OTHERWISE SPECIFIED DIMENSIONS ARE IN INCHES AND INCLUDE CHEMICALLY APPLIED OR PLATED FINISHES
DECIMALS .X ± .05, .XX ± .01, .XXX ± .005
TOLERANCES
FRACTIONS ± 1/64
ANGLES ± 0° 30'
CUT HERE GUARANTEED 1/64"

MODEL	ITEM	CHANGED FROM	DATE	CH. NO.	DRAFTS	CHECKS	ENG. APP.
TOLERANCES			SCALE:				
ALL OTHERS	DEC. DIM. ± FRAC. DIM. ± ANGULAR DIM. ±.		DRILL, PUNCH, COMMERCIAL STOCK SIZES AND MANUFACTURERS TOLERANCES ARE NOT INCLUDED.				

REQ.	ITEM	PART NO.	DESCRIPTION	SYMBOL
14GA.			THE TECHNICAL MATERIEL CORP. MAMARONECK. NEW YORK	
STOCK SIZE			REAR DOOR	
STEEL				
MATERIAL	WEIGHT PER PC			
TYPE & TEMPER			ZORILLO	
			DRAWN	ENGG. DES. APP. / MECH. DES. APP.
HEAT TREAT. SPEC.			CHECKED	FINAL APPROVAL
FINISH & SPEC. NO.			SHEET-7 OF 7	MS-2107

REQ PER UNIT	MODEL	PROJECT NO.	ASS'T. NO.	DATE
	USED ON			

EAR-15