IF IT IS FOUND DESIRABLE TO CHANGE ANY TOLERANCE OR OTHER DETAIL SPECIFIED ON THIS DRAWING NOTIFY THE PURCHASER PROMPTLY.

MAXIMUM ALLOWABLE TOLERANCES HAVE BEEN DETERMINED AND DEVIATIONS WILL BE CAUSE FOR REJECTION. REMOVE ALL BURRS AND SHARP EDGES.

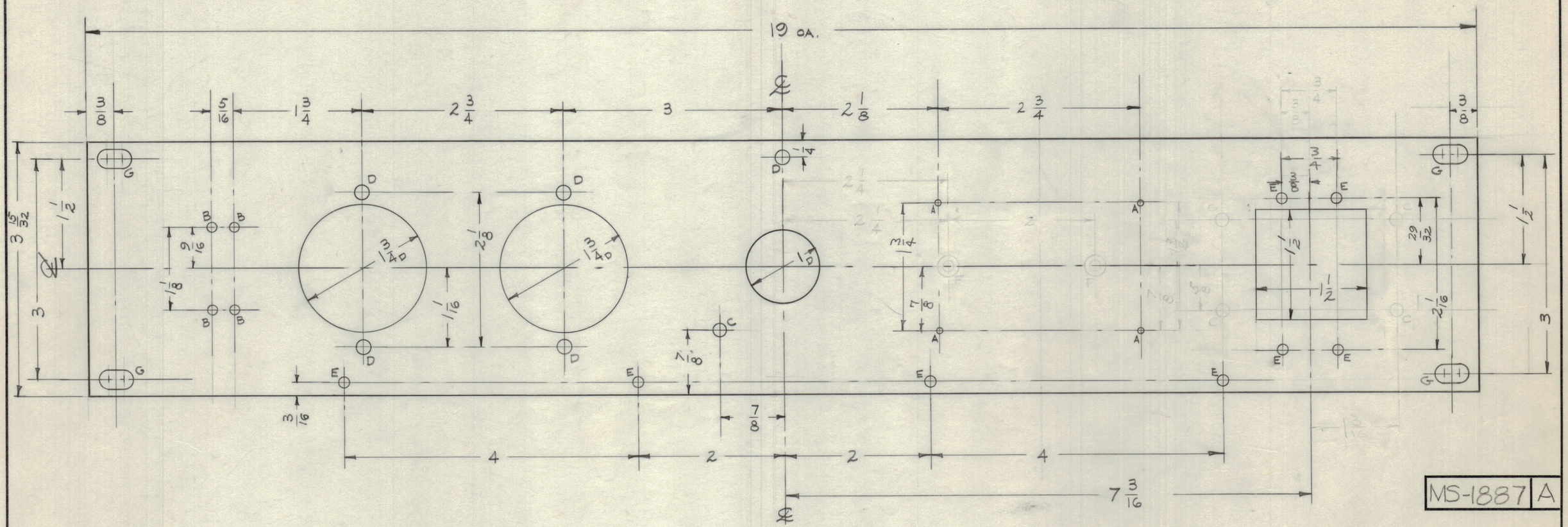

MS-1887 A

A–	5/64 (.078) DIAM.	4 REQ'D.
B–	1/8 (.125) "	4 "
C–	11/64 (.171) "	5 "
D–	3/16 (.187) "	5 "
E–	9/64 (.140) "	8 "
F–		
G–	DRILL & C'SINK FOR 6-32 F.H. SCREW	2 REQ'D.

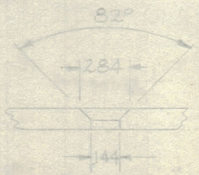

G–

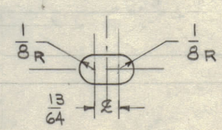

4 REQ'D.

FINISH:

5404 IRIDITE DIP

5114 – ZINC CHROME PRIMER } FRONT & EDGES ONLY

5115 – TMC SMOOTH GRAY ENAM OR PRIME & PAINT TO CUST. SPEC

MACHINING:

1. LATERAL BOW OF PANEL MUST BE KEPT TO .031 TOL.
2. MILL ALL EDGES
3. HOLES MUST BE DRILLED
4. PANEL MUST BE FREE OF ALL MACHING MARKS, GOUGES AND SCRATCHES. IF NECESSARY, SAND FRONT OF PANEL WITH NO. 120 GRIT SAND PAPER

Ref- TMC DWG NO. LD-620

UNLESS OTHERWISE SPECIFIED
DIMENSIONS ARE IN INCHES AND INCLUDE CHEMICALLY APPLIED OR PLATED FINISHES

TOLERANCES

DECIMALS	FRACTIONS
.X ±.05	± 1/64
.XX ± .01	ANGLES
.XXX ± .005	± 0° 30′

CUT HERE GUARANTEED 2-66

ISSUE	ITEM	CHANGED FROM	DATE	CH. NO.	DRAFTS	CHECKER	ENG. APP.
A	2	(2) two "F" holes Deleted	11/19/59	15 79			
	1	Four (4) "E" holes Deleted					

TOLERANCES		SCALE:
ALL OTHERS	DEC. DIM. ±	DRILL, PUNCH, COMMERCIAL STOCK SIZES AND MANUFACTURERS TOLERANCES ARE NOT INCLUDED.
	FRAC. DIM. ±	
	ANGULAR DIM. ±	

REQ. PER UNIT	MODEL	PROJECT NO.	ASSY. NO.	DATE
1	APP-2			9-22-59
	USED ON			

REQ.	ITEM	PART NO.	DESCRIPTION	SYMBOL
		3/16	THE TECHNICAL MATERIEL CORP. MAMARONECK, NEW YORK	
		STOCK SIZE		
		ALUMINUM	PANEL, FRONT	
		MATERIAL / WEIGHT PER PC.		
		2024-T3	APP-2	
		TYPE & TEMPER	DRAWN: J. Drillo 9-22-59 / ELEC. DES. APP. / MECH. DES. APP.	
		HEAT TREAT. SPEC.	CHECKED / FINAL APPROVAL	
		SEE NOTE	MS-1887 A	
		FINISH & SPEC. NO.		

FORM-110