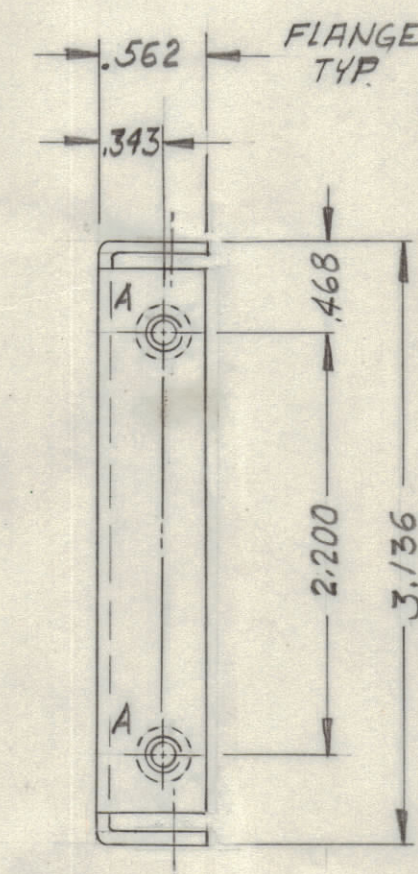

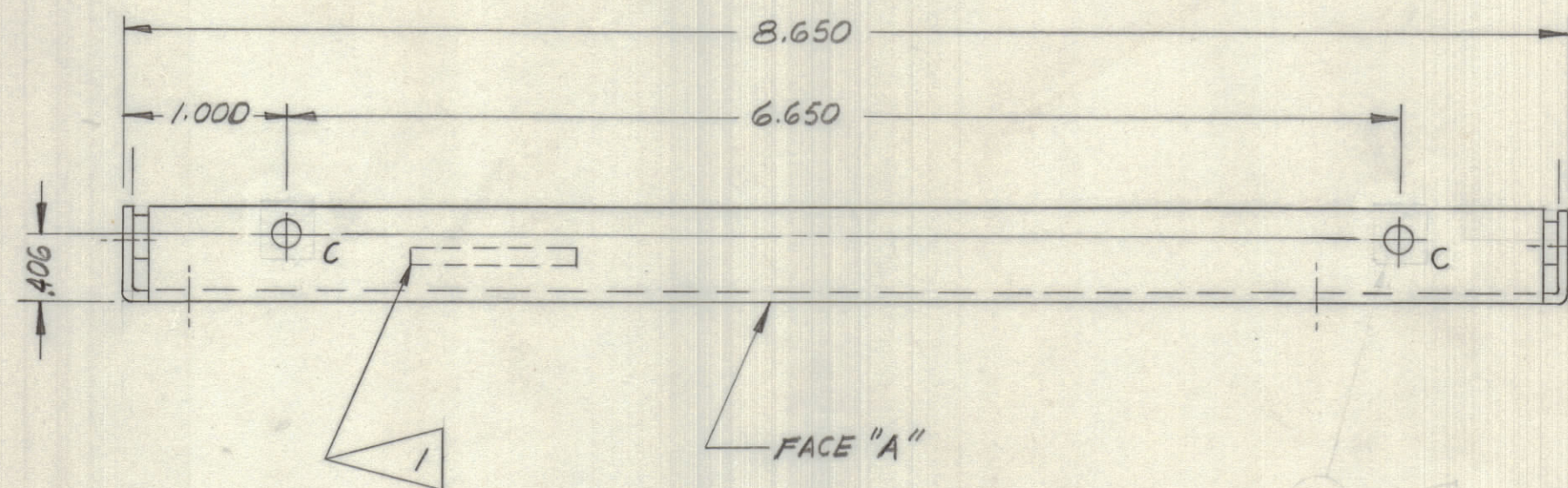


IF IT IS FOUND DESIRABLE TO CHANGE ANY TOLERANCE OR OTHER DETAIL SPECIFIED ON THIS DRAWING NOTIFY THE PURCHASER PROMPTLY.		DIMENSIONS IN INCHES UNLESS OTHERWISE SPECIFIED					
MAXIMUM ALLOWABLE TOLERANCES HAVE BEEN DETERMINED AND DEVIATIONS WILL BE CAUSE FOR REJECTION. REMOVE ALL BURRS AND SHARP EDGES.							
ISSUE	ITEM	CHANGED FROM	DATE	CN. NO.	DRAFTS	CHECKER	ENG. APP.
Ø		REL TO PROD.	25 APR 73		PVM	Hcl.	SDW

REQ.	ITEM	PART NO.	DESCRIPTION	SYMBOL
8	2	NT129-632-4	NUT, ROUND SWAGE	



MS11499 Ø

5. DRILL HOLES FOR SPECIAL ORDER ONLY
4. INSTALL AFTER FINISHING.
3. MINIMUM INSIDE BEND RADIUS .064 .
2. FINISH ALL OVER & PAINT FACE "A" & SIDES
S-404 IRIDITE 14-2 AL-COAT.
S-114 ZINC CHROMATE PRIMER.
1. METAL STAMP TMC PART NO. 1/8 HIGH GOTHIC
IN APPROX. POSITION SHOWN OPPOSITE SIDE.

NOTES: ~

HOLE	DESCRIPTION	QTY
A	.191/194 DIA.	8
B	.250 DIA.	1
C	.171 DIA.	4
D	.073 DIA.	4

SEE NOTE 5

REF. LD 10467

TOLERANCES		SCALE: 1:1
ALL OTHERS	DEC. DIM. ± .05 FRAC. DIM. ± 1/64 ANGULAR DIM. ± 0° 30'	DRILL, PUNCH, COMMERCIAL STOCK SIZES AND MANUFACTURERS TOLERANCES ARE NOT INCLUDED.

RCSR-IR	141/72	A11092	10 JAN 72
MODEL	PROJECT NO.	ASS'Y. NO.	DATE

.064 THK	TMC (Canada) LIMITED OTTAWA ONTARIO	
AL ALLOY	PANEL	
57S H32	FRONT	
TYPE & TEMPER	R.V. MAMRIL	H.C. SCHAFER
HEAT TREAT. SPEC.	DRAWN	ELEC. DES. APP. MECH. DES. APP.
SEE NOTE 2	CHECKED	S. WITTEN
FINISH & SPEC. NO.	FINAL APPROVAL	
	MS11499 Ø	