

MS 11262 C

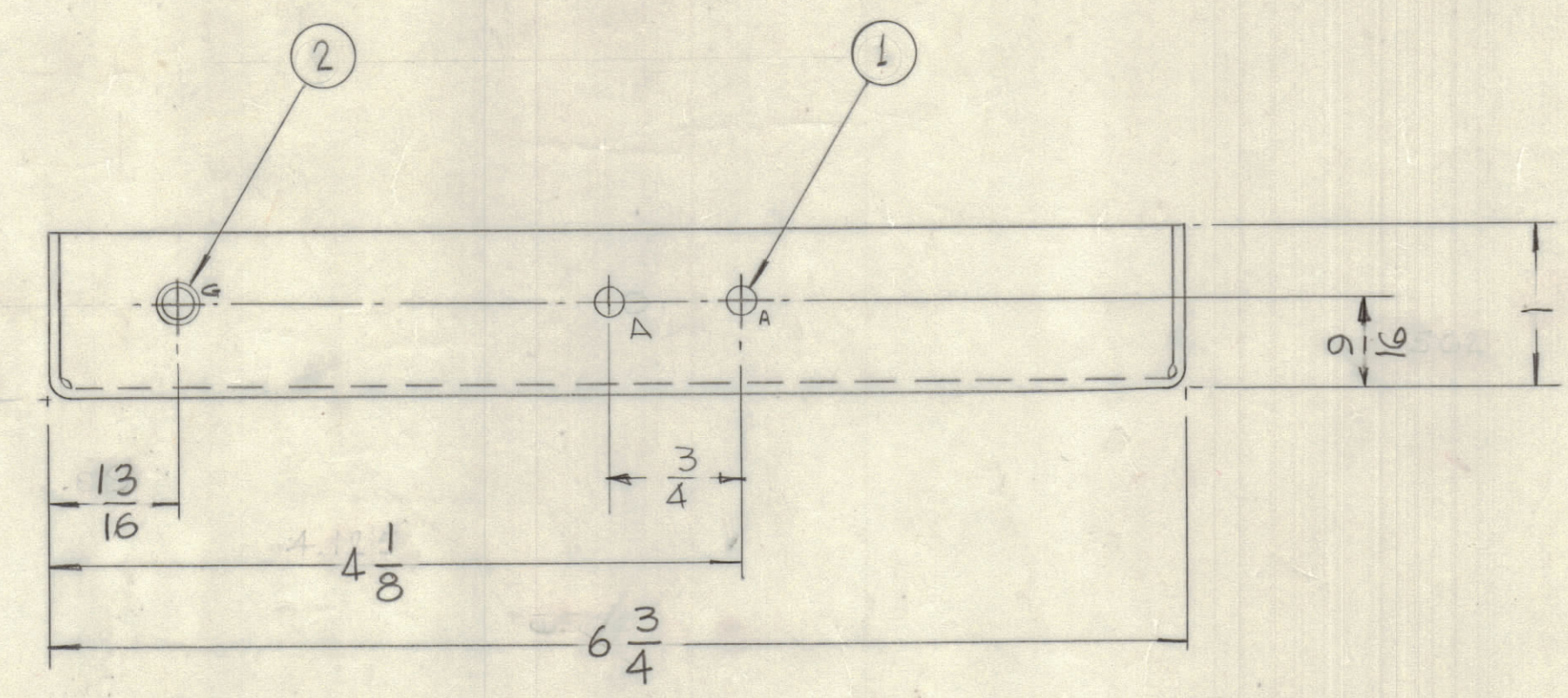
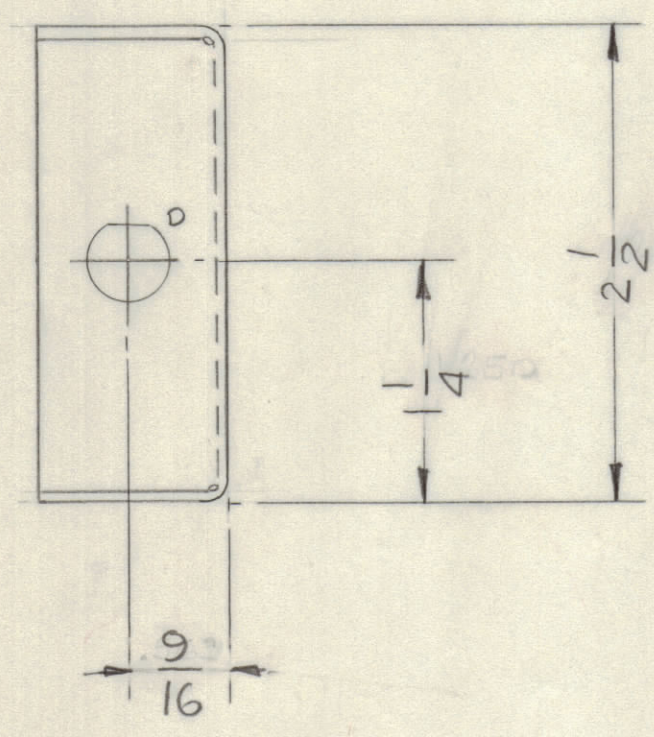
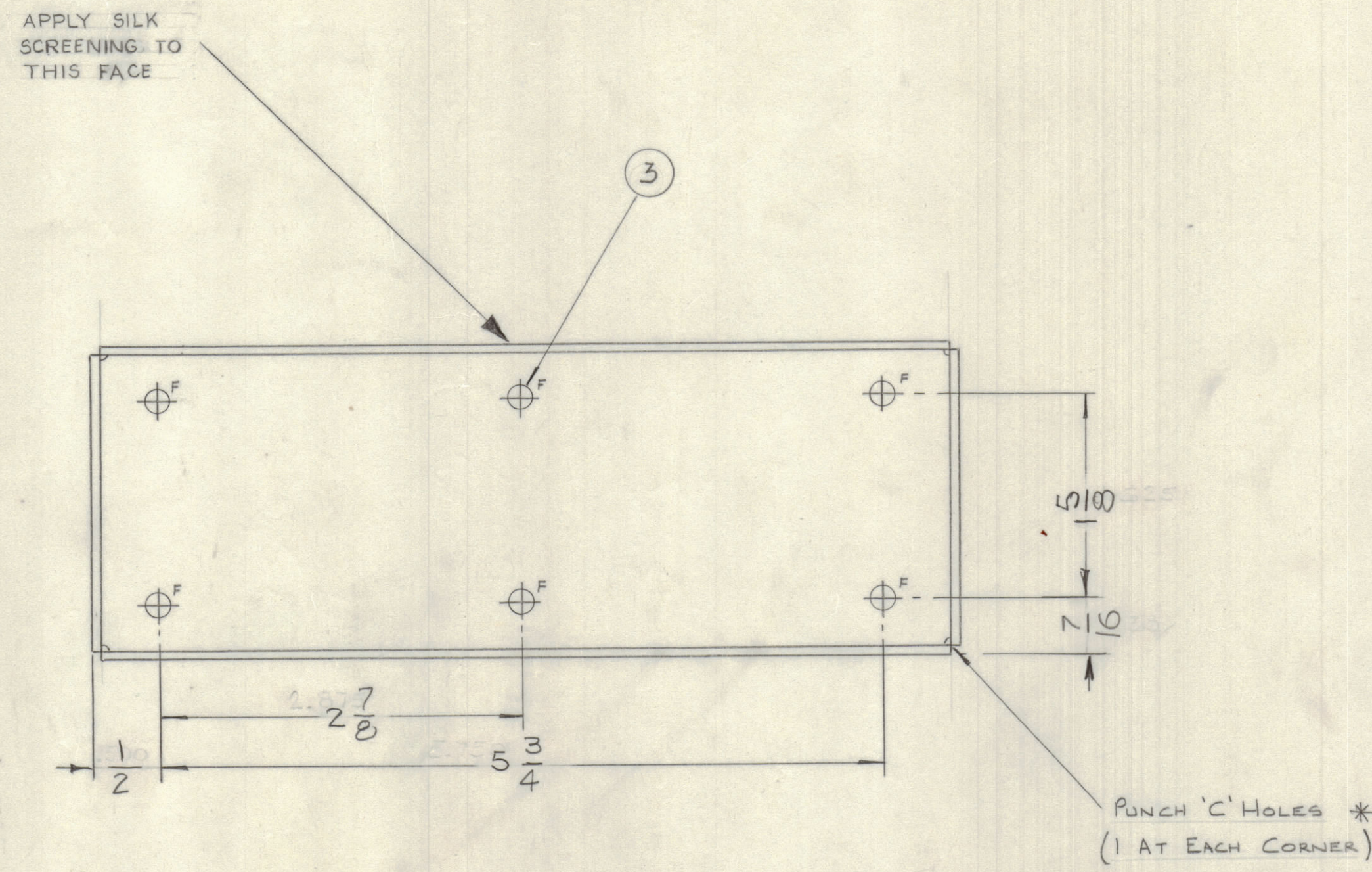
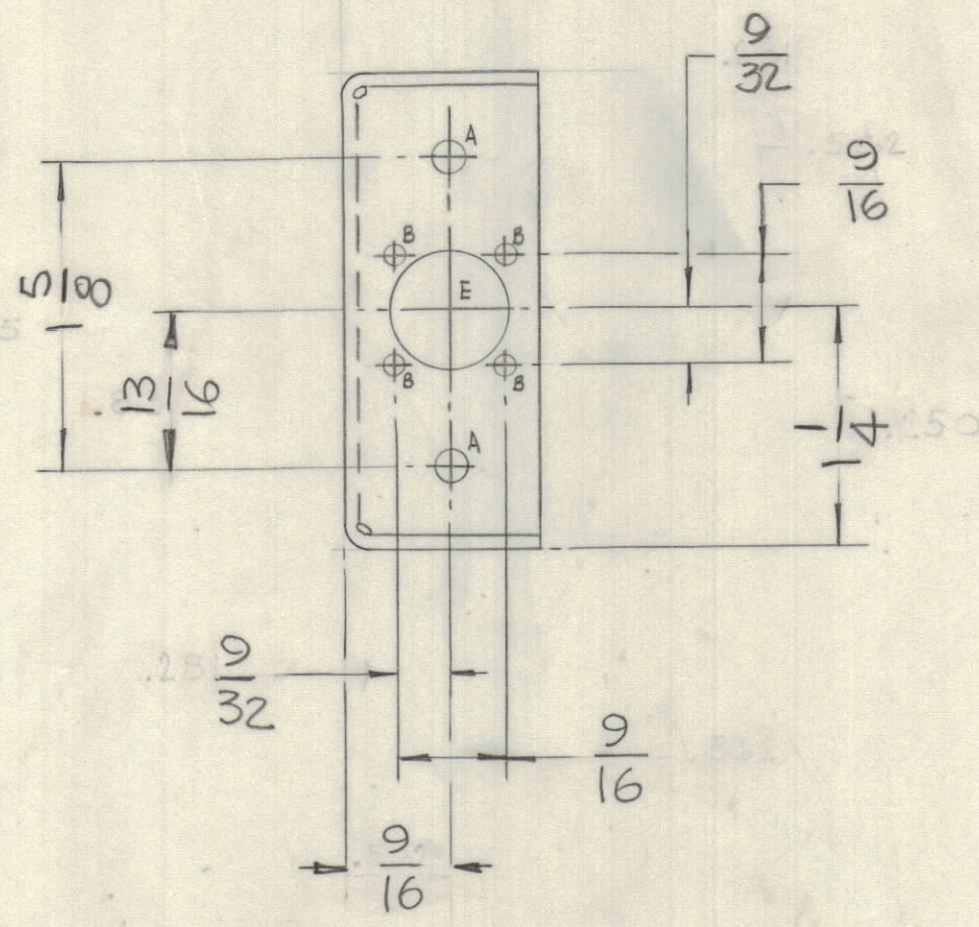
REQ	ITEM	PART NO.	DESCRIPTION	SYMBOL
4	1	NT10002-1	MINI. FASTENER	A
1	2	TE-193-E2	FEED THRO' TERM	G
6	3	TE-164-G	PLAIN CLINCH NUT	F

IF IT IS FOUND DESIRABLE TO CHANGE ANY TOLERANCE OR OTHER DETAIL SPECIFIED ON THIS DRAWING NOTIFY THE PURCHASER PROMPTLY.

MAXIMUM ALLOWABLE TOLERANCES HAVE BEEN DETERMINED AND DEVIATIONS WILL BE CAUSE FOR REJECTION. REMOVE ALL BURRS AND SHARP EDGES.

ISSUE	ITEM	CHANGED FROM	DATE	CN. NO.	DRAFTS	CHECKER	ENG APP.
Q		PRODUCTION RELEASE	3/12/70		G.C.T.	[Signature]	[Signature]
A		REVISED PER CEMN	DEC. 18-70	883	G.C.T.	[Signature]	[Signature]
B		REVISED PER CEMN	31 JAN 1972	1126	C.C.	PL	[Signature]
C		ONE A HOLE & ONE ITEM ① ADD. ALL DIM'S WERE IN DEC.	3/11/74	21874	GDL	[Signature]	[Signature]

DIMENSIONS IN INCHES UNLESS OTHERWISE SPECIFIED



HOLE	DESCRIPTION	REQD
A	.172 - .175 DIA	4
B	.7/64 DIA.	4
C*	1/8 DIA.	4
D	.437 'D' PUNCH	1
E	21/32 DIA.	1
F	.189 DIA.	6
G	.156 DIA. C/SUNK .187 DIA.	1
	X 60° INCL.	

REF. LD 10432

TOLERANCES UNLESS OTHERWISE SPECIFIED	SCALE: FULL SIZE
ALL DEC DIM. ± .015 OTHERS .XX ± .01 ANGULAR DIM. ± 0° 30'	DRILL PUNCH, COMMERCIAL STOCK SIZES AND MANUFACTURERS TOLERANCES ARE NOT INCLUDED

INT. BEND RAD. .062

V.M.C. 8	084	3RD DEC. 1970
MODEL	PROJECT NO.	ASSY. NO.
		DATE

.064	TMC (Canada) LIMITED	
STOCK SIZE	OTTAWA	ONTARIO
AL. ALLOY.	PRE-AMP BOARD CASING	
MATERIAL	WEIGHT PER PC	
575 H32		
TYPE & TEMPER	G.A.T.	
	DRAWN	ELEC DES. APP.
	CHECKED	MECH. DES. APP.
HEAT TREAT SPEC.	FINAL APPROVAL	
IRIDITE 5404	[Signature]	
FINISH & SPEC. NO.	MS 11262 C	