

IF IT IS FOUND DESIRABLE TO CHANGE ANY TOLERANCE OR OTHER DETAIL SPECIFIED ON THIS DRAWING NOTIFY THE PURCHASER PROMPTLY.

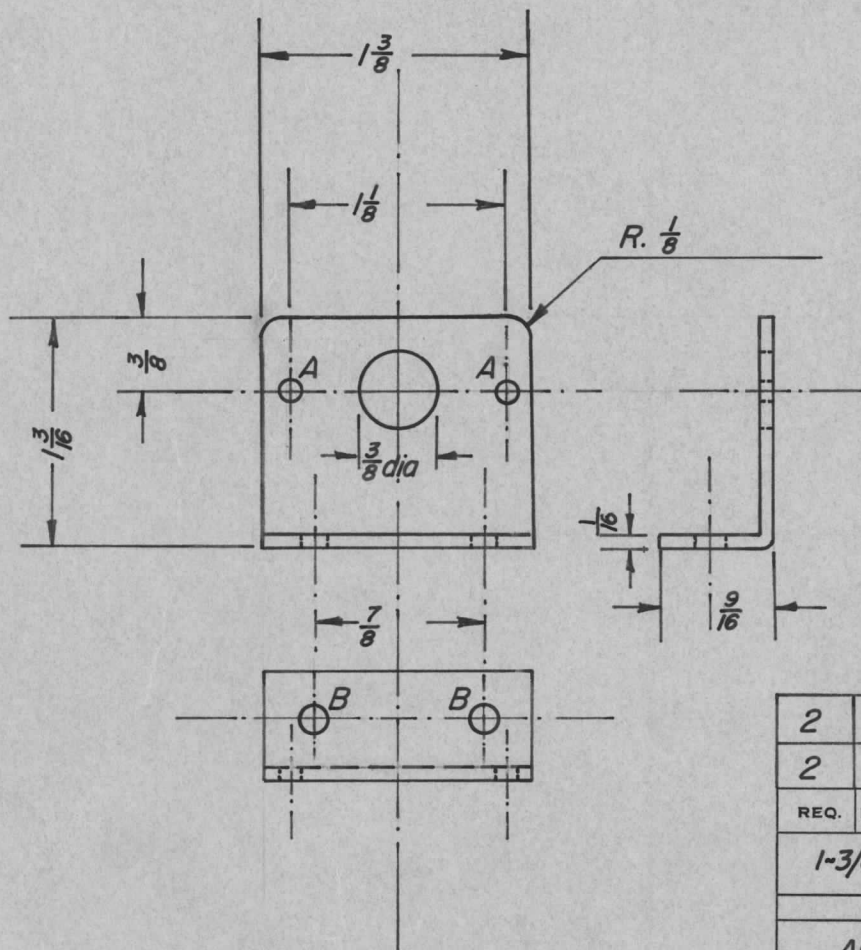
MS-10 270

MAXIMUM ALLOWABLE TOLERANCES HAVE BEEN DETERMINED AND DEVIATIONS WILL BE CAUSE FOR REJECTION. REMOVE ALL BURRS AND SHARP EDGES

USED ON

MODEL	PROJECT NO.	ASS'Y. NO.	DATE
-------	-------------	------------	------


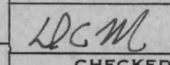

NOV 17 58



NOTICE TO PERSONS RECEIVING THIS DRAWING

THE TECHNICAL MATERIEL CORPORATION claims proprietary right in the material disclosed hereon. This drawing is issued in confidence for engineering information only and may not be reproduced or used to manufacture anything shown hereon without permission from THE TECHNICAL MATERIEL CORPORATION to the user. This drawing is loaned for mutual assistance and is subject to recall at any time.

Property of:
THE TECHNICAL MATERIEL CORPORATION
MAMARONECK, NEW YORK

2	B		HOLES DRILL NO 9/64 (.140)	
2	A		" " " 1/8 (.125)	
REQ.	ITEM	PART NO.	DESCRIPTION	SYMBOL
1-3/8 x 1-3/4 x 16 GA.			TMC (Canada) LIMITED OTTAWA ONTARIO	
STOCK SIZE				
ALUMINUM			POTENTIOMETER BRACKET.	
MATERIAL			WEIGHT PER PC.	
			PCA-1 & 2	
TYPE & TEMPER			 DRAWN	
			ELEC. DES. APP.	
HEAT TREAT. SPEC.			 CHECKED	
			 FINAL APPROVAL	
FINISH & SPEC. NO.			MS-10 270	

ISSUE	ITEM	CHANGED FROM	DATE	CN. NO.	DRAFTS	CHECKER	ENG. APP.
TOLERANCES			SCALE				
ALL OTHERS	DEC. DIM. ± FRAC. DIM. ± ANGULAR DIM. ±		DRILL, PUNCH, COMMERCIAL STOCK SIZES AND MANUFACTURERS TOLERANCES ARE NOT INCLUDED.				