

IF IT IS FOUND DESIRABLE TO CHANGE ANY TOLERANCE OR OTHER DETAIL SPECIFIED ON THIS DRAWING NOTIFY THE PURCHASER PROMPTLY.

MAXIMUM ALLOWABLE TOLERANCES HAVE BEEN DETERMINED AND DEVIATIONS WILL BE CAUSE FOR REJECTION. REMOVE ALL BURRS AND SHARP EDGES

ALL LETTERING C1-C2-R1-T1
1/8 HIGH - BLACK

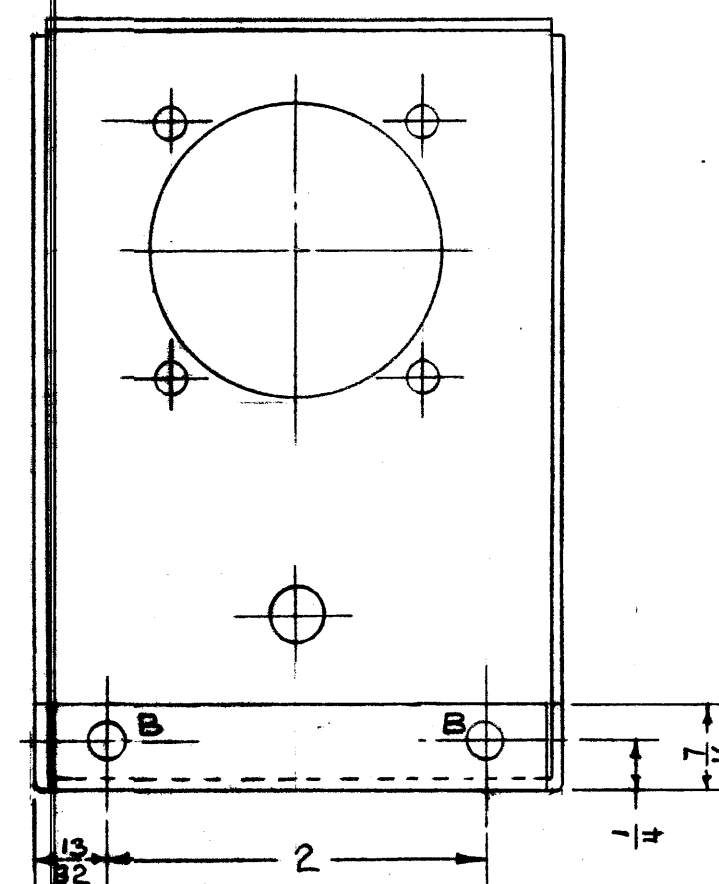
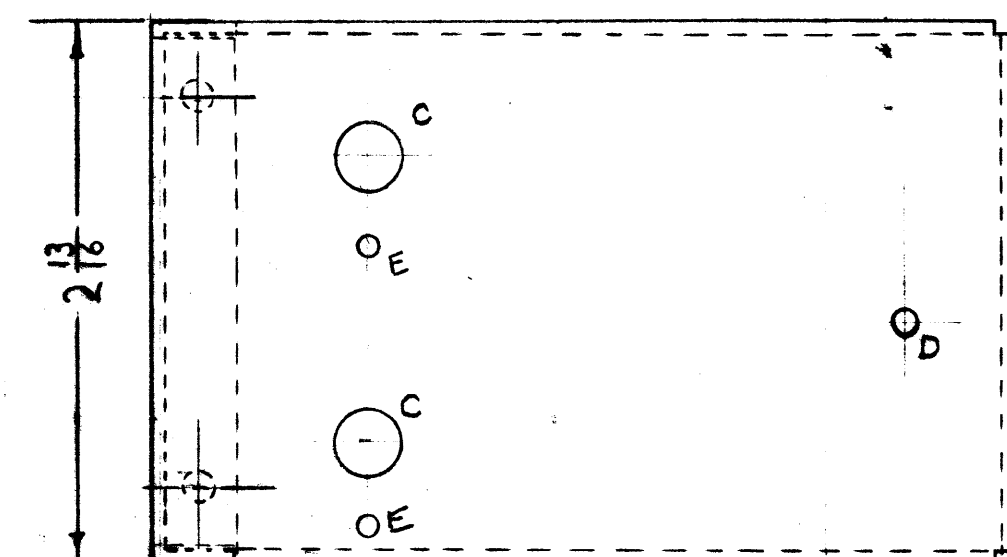
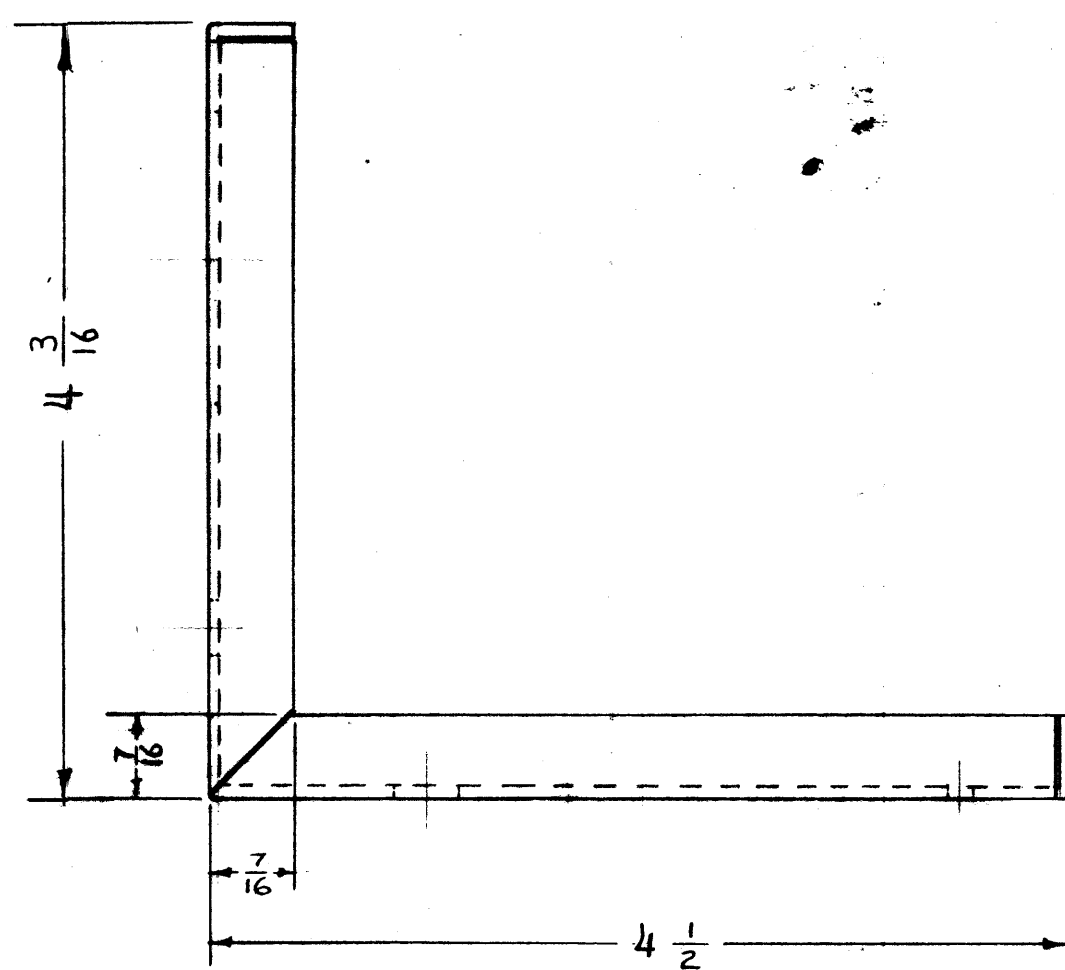
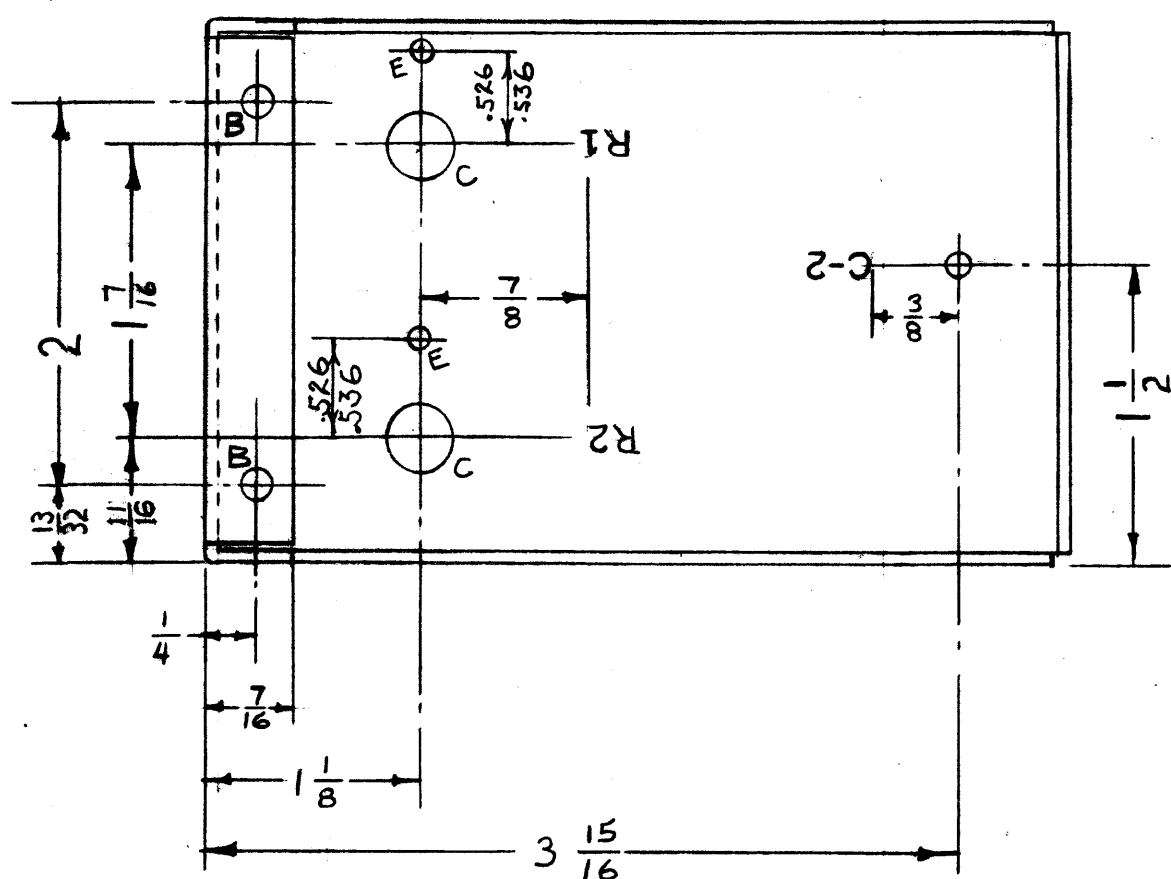
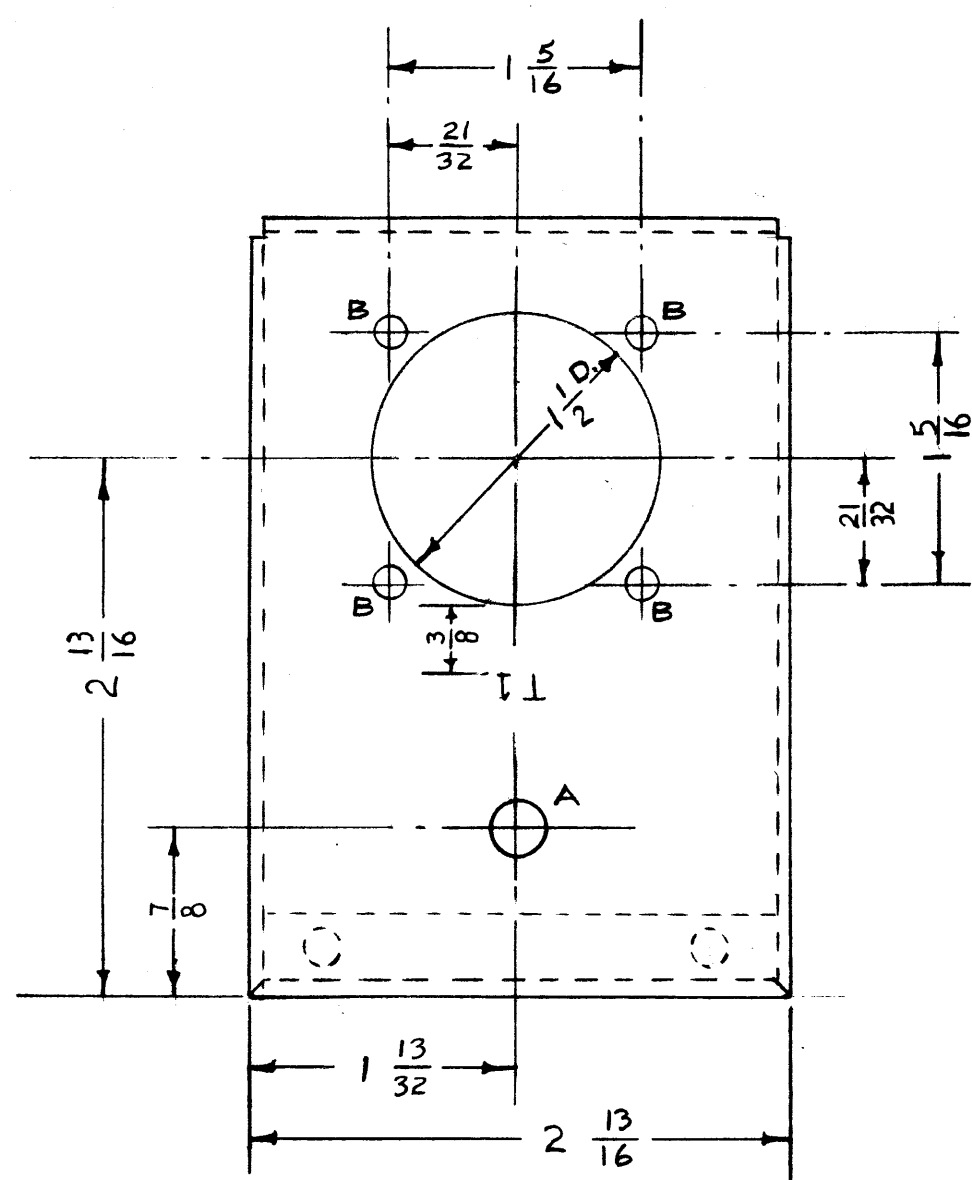
NOTICE TO PERSONS RECEIVING THIS DRAWING

THE TECHNICAL MATERIEL CORPORATION claims proprietary right in the material disclosed hereon. This drawing is issued in confidence for engineering information only and may not be reproduced or used to manufacture anything shown hereon without permission from THE TECHNICAL MATERIEL CORPORATION to the user. This drawing is loaned for mutual assistance and is subject to recall at any time.

Property of:

THE TECHNICAL MATERIEL CORPORATION
MAMARONECK, NEW YORK

LEGEND
A = 5/16 D. (.312) 1 REQ'D.
B = 3/16 D. (.187) 8 REQ'D.
C = 3/8 D. (.375) 2 REQ'D.
D = #28 DR. (.140) 1 REQ'D.
E = 1/8 D. (.125) 2 REQ'D.



MS-188 A

A	1	5404 - 1/2 IRIDITE V	12-9-52	1001			
ISSUE	ITEM	CHANGED FROM	DATE	CN. NO.	DRAFTS	CHECKER	ENG. APP.
TOLERANCES		SCALE: 1/4" = 1"					
ALL OTHERS	DEC. DIM. ±	DRILL PUNCH, COMMERCIAL STOCK SIZES AND MANUFACTURERS TOLERANCES ARE NOT INCLUDED.					
	FRAC. DIM. ± 1/64						
	ANGULAR DIM. ±						

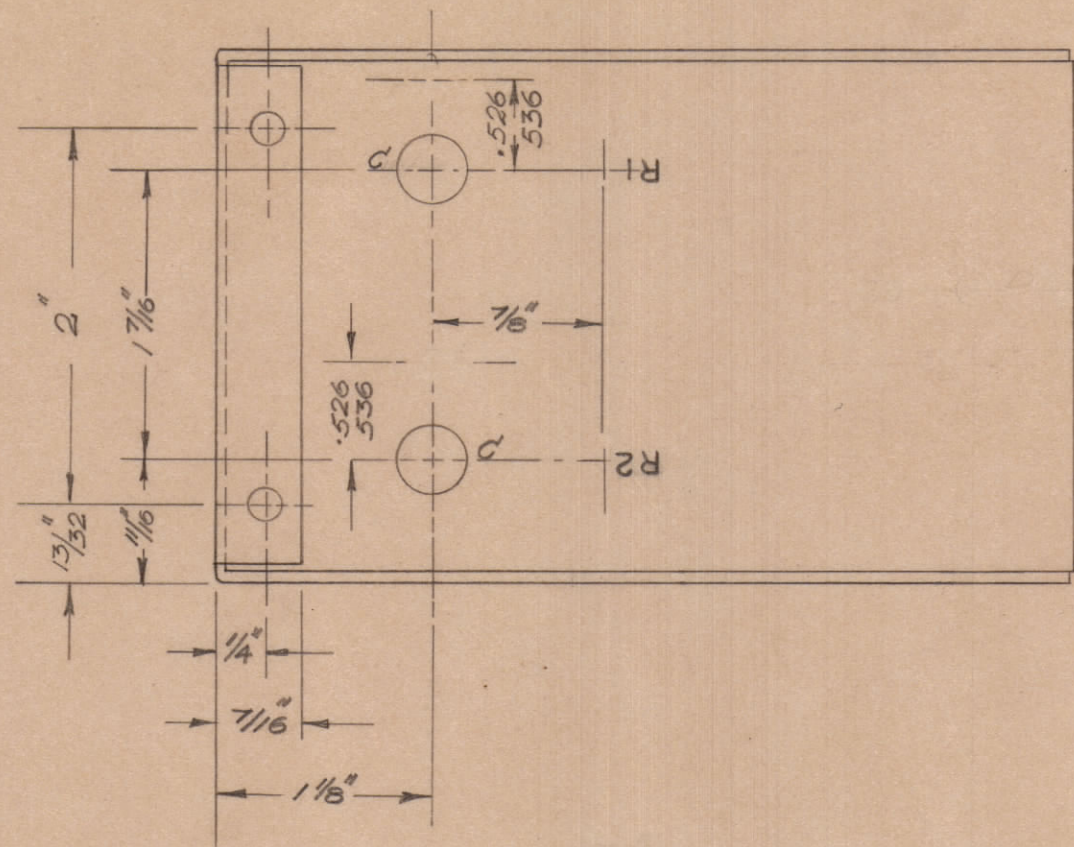
XFD-1	160	A-322	12-9-52
MODEL	PROJECT NO.	ASSY. NO.	DATE
USED ON			

REQ.	ITEM	PART NO.	DESCRIPTION	SYMBOL
		.052 THK,	THE TECHNICAL MATERIEL CORP.	
		STOCK SIZE	MAMARONECK, NEW YORK	
		ALUMINUM	MOUNTING BRACKET	
		MATERIAL		
		525-H32		
		TYPE & TEMPER	16 12-9-52	
		HEAT TREAT. SPEC.	C.D.D.	
		FINISH & SPEC. NO.	CHECKED	FINAL APPROVAL
		5404 - 1/2 IRIDITE	SUPERCEDES	
		BMS 041	MS-188	A

IF IT IS FOUND DESIRABLE TO CHANGE ANY TOLERANCE OR OTHER DETAIL SPECIFIED ON THIS DRAWING NOTIFY THE PURCHASER PROMPTLY.

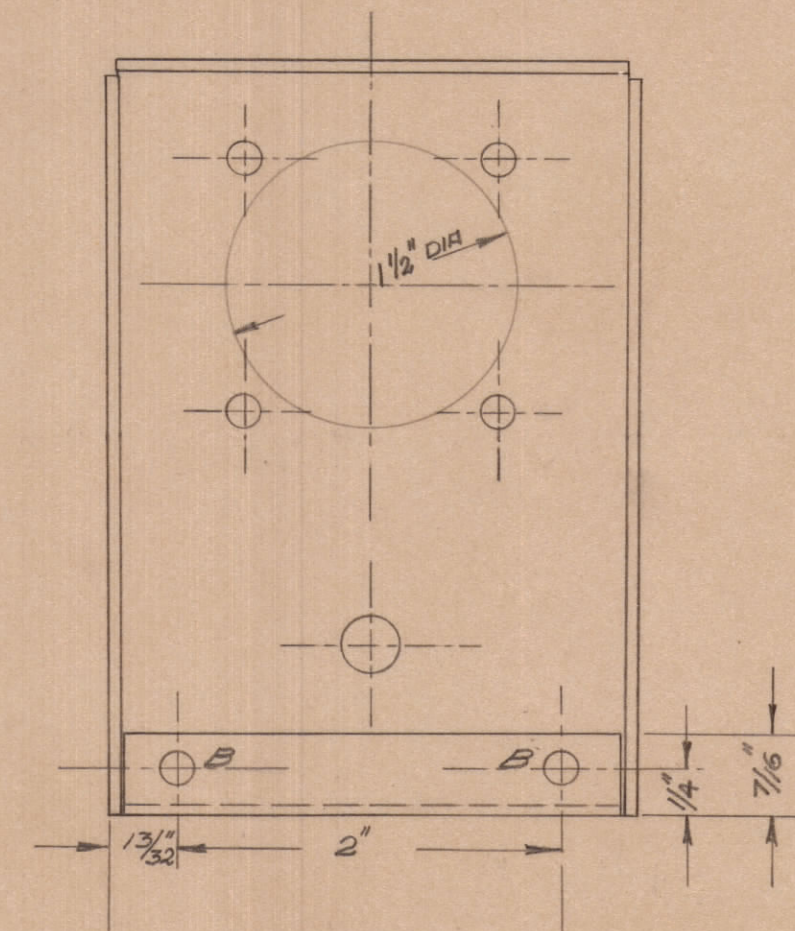
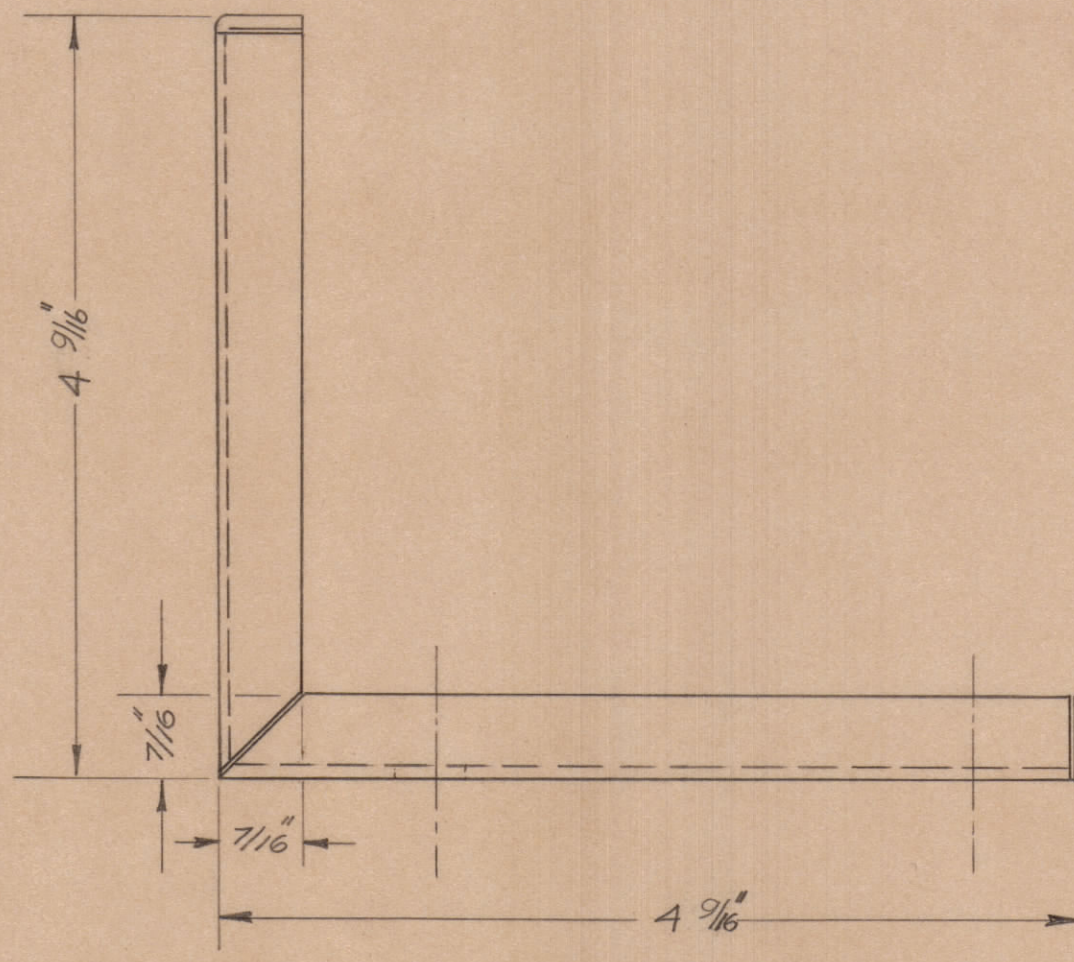
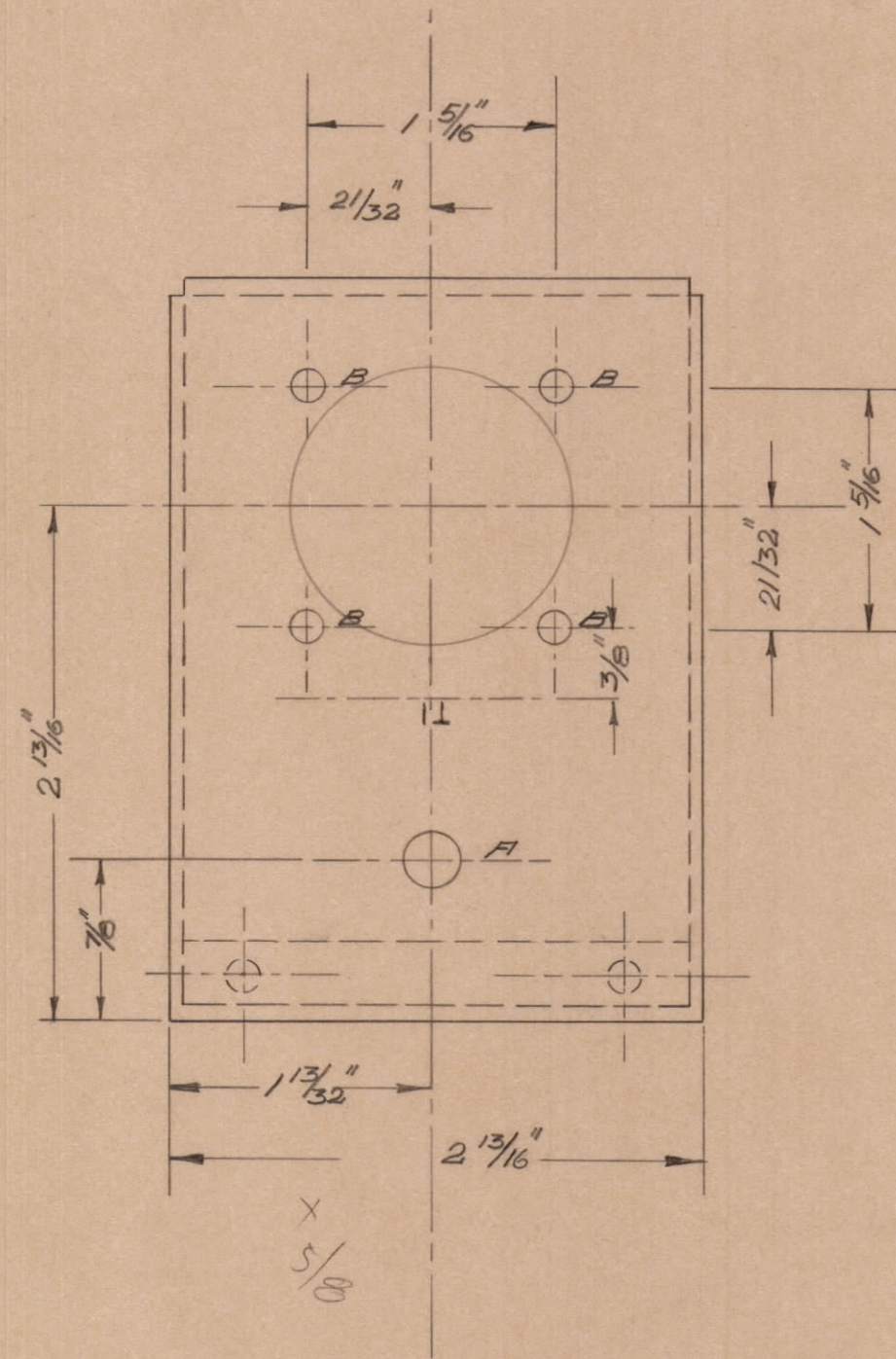
MAXIMUM ALLOWABLE TOLERANCES HAVE BEEN DETERMINED AND DEVIATIONS WILL BE CAUSE FOR REJECTION. REMOVE ALL BURRS AND SHARP EDGES

FILL LETTERING TO BE 1/8" HIGH.



LEGEND

A	5/16" DIA	.312	1 REQ'D.
B	3/16" "	.187	8 "
C	3/8" "	.375	2 "
D	#28 DRILL	.140	1 "
E	1/8" DIA	.125	2 "



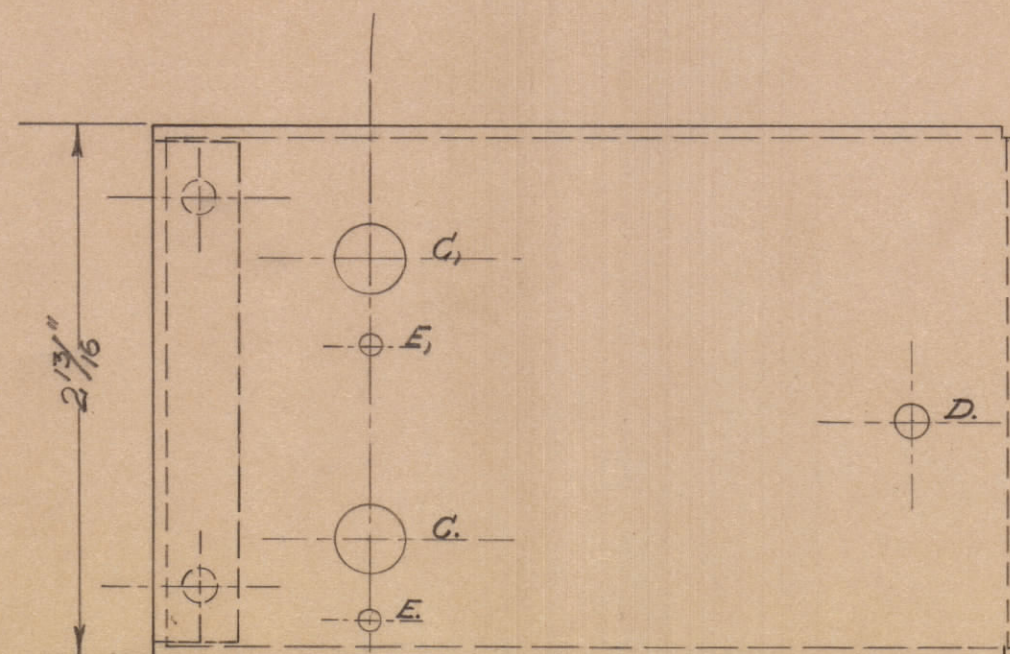
MS-188

NOTICE TO PERSONS RECEIVING THIS DRAWING

THE TECHNICAL MATERIEL CORPORATION claims proprietary right in the material disclosed hereon. This drawing is issued in confidence for engineering information only and may not be reproduced or used to manufacture anything shown hereon without permission from THE TECHNICAL MATERIEL CORPORATION to the user. This drawing is loaned for mutual assistance and is subject to recall at any time.

Property of:

THE TECHNICAL MATERIEL CORPORATION
MAMARONECK, NEW YORK



ISSUE	ITEM	CHANGED FROM	DATE	CN. NO.	DRAFTS	CHECKER	ENG. APP.
TOLERANCES							
ALL OTHERS				SCALE:			
DEC. DIM. ±				DRILL, PUNCH, COMMERCIAL STOCK			
FRAC. DIM. ±				SIZES AND MANUFACTURERS			
ANGULAR DIM. ±				TOLERANCES ARE NOT INCLUDED.			

XFD-1	160	H-322	Feb. 22. 52
MODEL	PROJECT No.	ASS'Y. No.	DATE
USED ON			

REQ.	ITEM	PART No.	DESCRIPTION	SYMBOL
		051 THK.	TMC (Canada) LIMITED	
		STOCK SIZE	OTTAWA ONTARIO	
		ALUMINUM	MOUNTING BRACKET.	
		525-H32		
		TYPE & TEMPER	John M. Miller	
		HEAT TREAT. SPEC.	DRAWN	ELEC. DES. APP. MECH. DES. APP.
		FINISH & SPEC. No.	CHECKED	FINAL APPROVAL
				MS-188