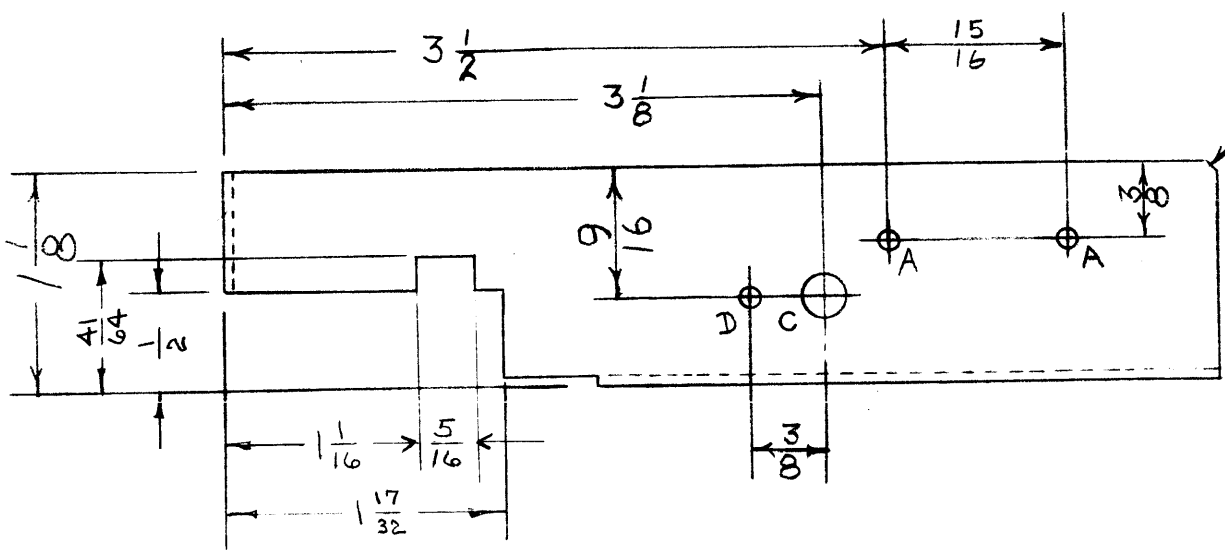
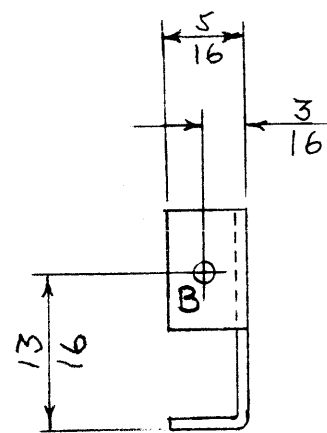


IF IT IS FOUND DESIRABLE TO CHANGE ANY TOLERANCE OR OTHER DETAIL SPECIFIED ON THIS DRAWING NOTIFY THE PURCHASER PROMPTLY.

MAXIMUM ALLOWABLE TOLERANCES HAVE BEEN DETERMINED AND DEVIATIONS WILL BE CAUSE FOR REJECTION. REMOVE ALL BURRS AND SHARP EDGES

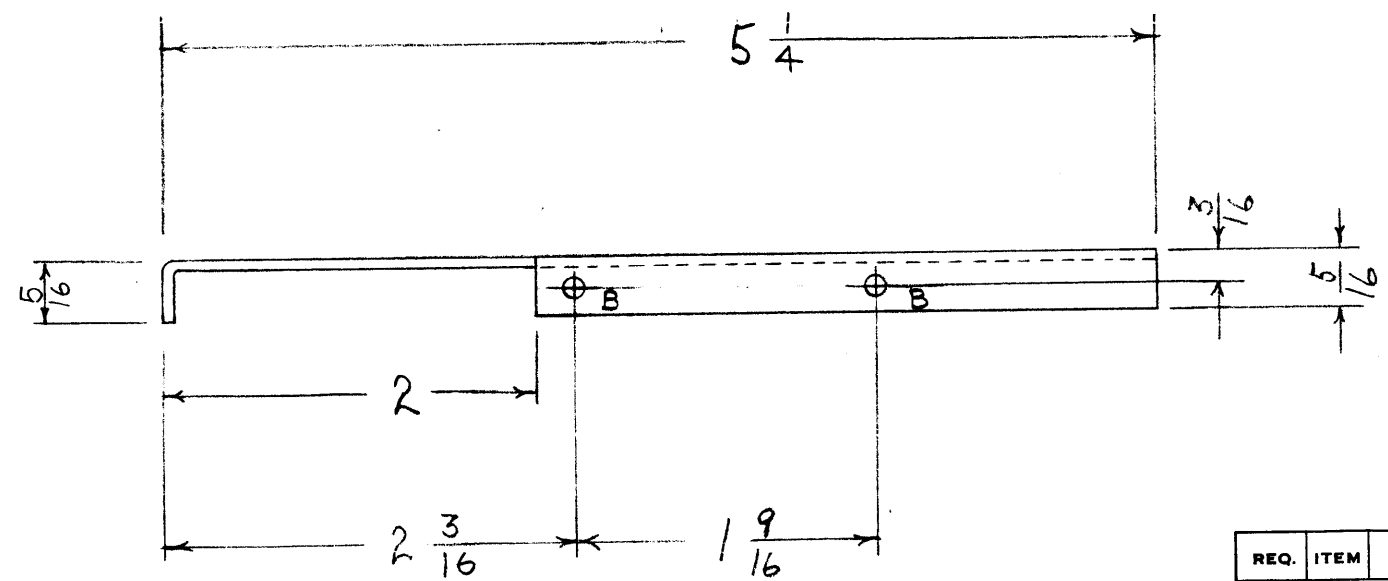
RELEASED

MS-165 C



NICK CORNER APPROX. 1/8

- A = 1/8 (.125) DIA. - 2 HOLES
- B = 9/64 (.140) DIA. - 3 HOLES
- C = 1/4 (.250) DIA. - 1 HOLE
- D = 3/32 (.093) DIA. - 1 HOLE



NOTICE TO PERSONS RECEIVING THIS DRAWING

THE TECHNICAL MATERIEL CORPORATION claims proprietary right in the material disclosed hereon. This drawing is issued in confidence for engineering information only and may not be reproduced or used to manufacture anything shown hereon without permission from THE TECHNICAL MATERIEL CORPORATION to the user. This drawing is loaned for mutual assistance and is subject to recall at any time.

Property of:
THE TECHNICAL MATERIEL CORPORATION
MAMARONECK, NEW YORK

REQ. ITEM	PART NO.	DESCRIPTION	SYMBOL
	.040	THE TECHNICAL MATERIEL CORP.	
	STOCK SIZE	MAMARONECK. NEW YORK	
ALUM.	—#	FRONT SHIELD	
MATERIAL	WEIGHT PER PC.		
	52S - H32		
	TYPE & TEMPER		
	—#		
	HEAT TREAT. SPEC.		
	5-404 YELLOW IRIDITE		
	FINISH & SPEC. NO.		

ISSUE	ITEM	CHANGED FROM	DATE	CN. NO.	DRAFTS	CHECKER	ENG. APP.
C	1	S-404 WAS S-101	12/1/52	1001	1/6		EMN
B	2	DIM. CHANGED	2/24/53	2	1/6		
A	1	D HOLE ADDED	12/31/52	1	1/6		

MODEL	PROJECT NO.	ASS'Y. NO.	DATE
FFRD-8	104	A-229	10-16-52
FFRD-7	104	A-229	10-16-52
FFRD-6	104	A-229	10-16-52
FFRD-5	104	A-229	10-16-52

ALL OTHERS	DEC. DIM. ±	FRAC. DIM. ±	ANGULAR DIM. ±	DRILL, PUNCH, COMMERCIAL STOCK SIZES AND MANUFACTURERS TOLERANCES ARE NOT INCLUDED.
		Y/64		

USED ON

MS-165 C