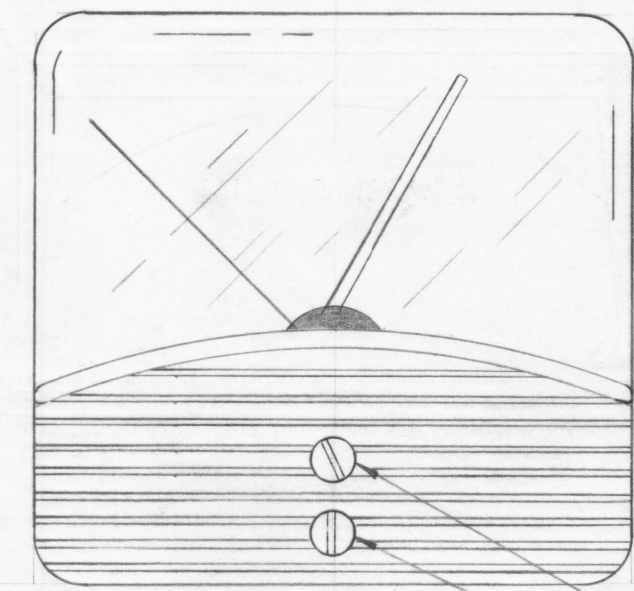
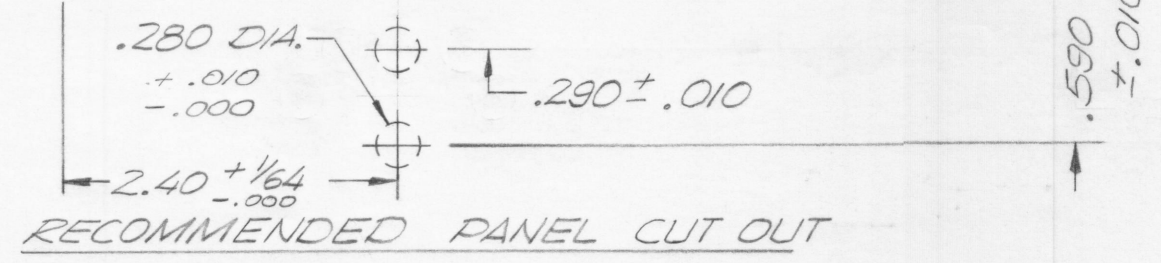



TMC PIN	MFG PIN (SEE NOTE)	SCALE	RANGE	MOVEMENT
MR 215-1	52-1104-2501	0-5 DC AMPERES	05 AMPERES DC	PIVOT & JEWEL
MR 215-2	52-6903 2501	0-100 DC MILLIAMPERES	0-100 MILLIAMPERES DC	PIVOT & JEWEL

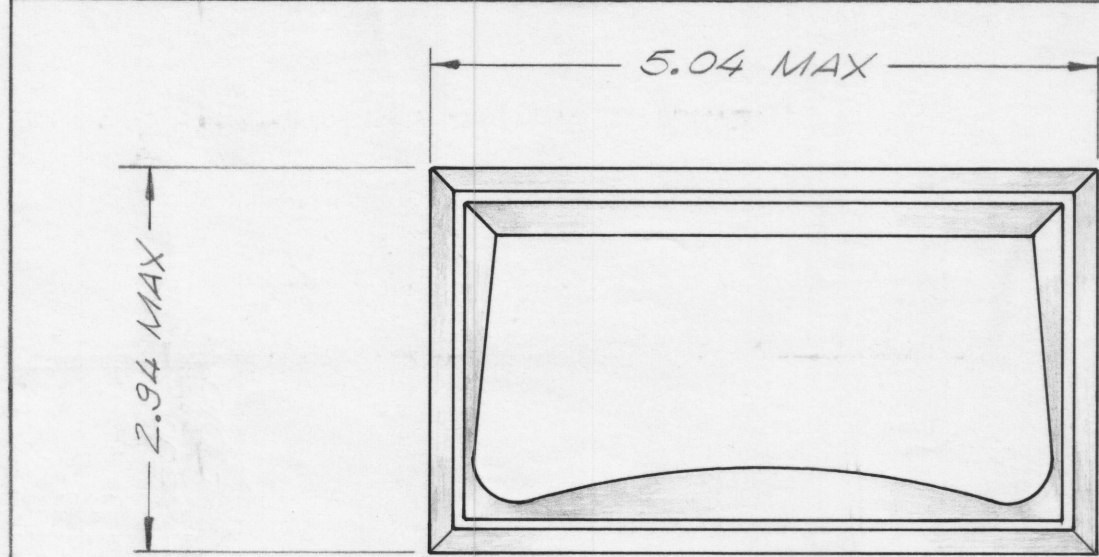
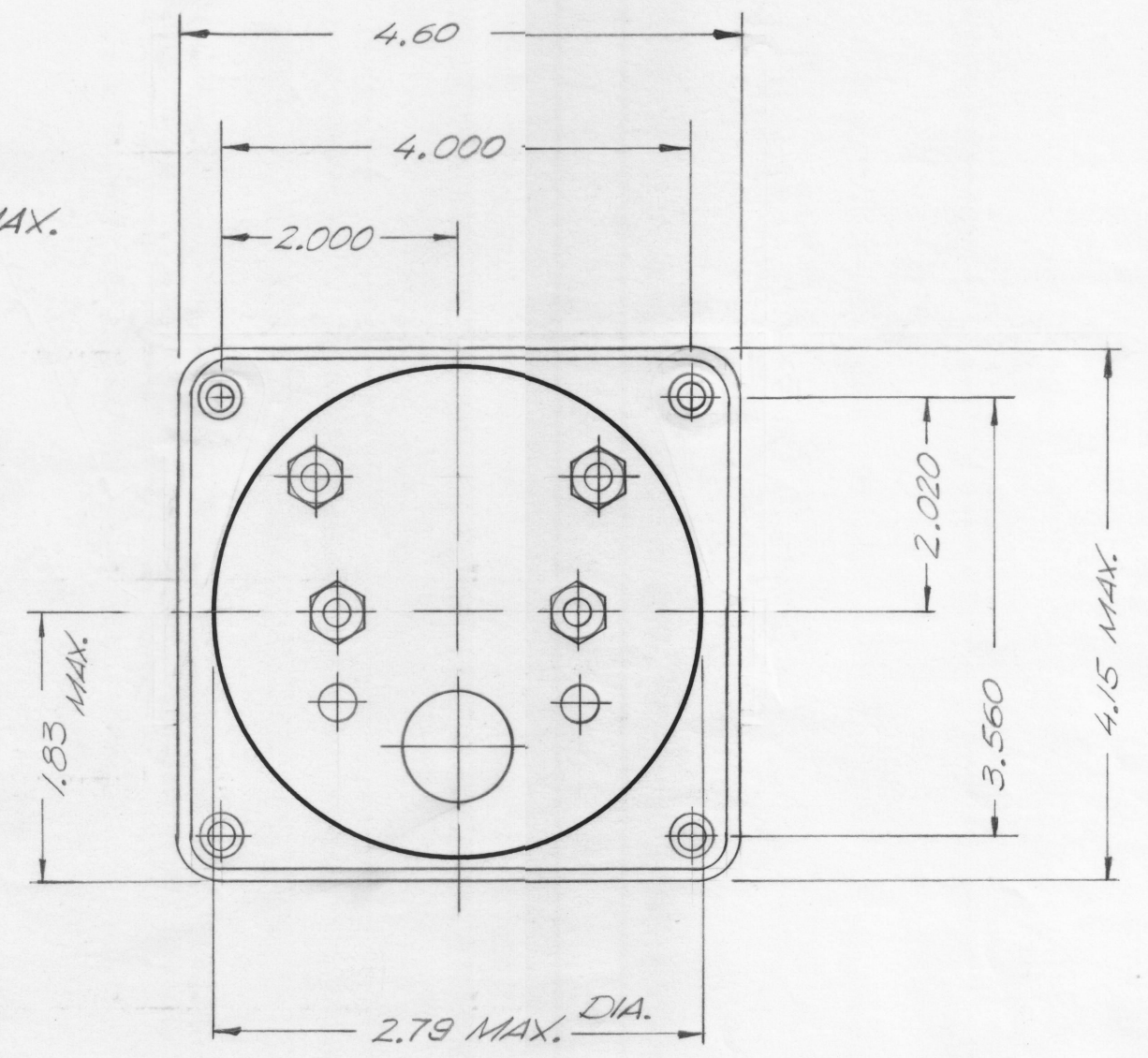
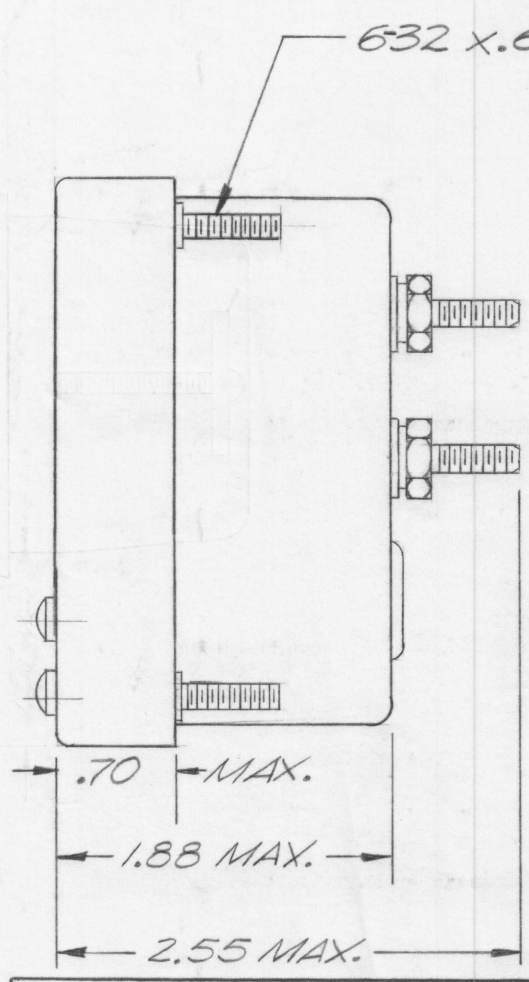
REVISIONS							
E.M.N.NO	DRAFT	CHKD	ZONE	LTR	DESCRIPTION	DATE	APPROVED
	GE			X	EXP RELEASE	1/5/69	
	W			Ø	ORIGINAL RELEASE FOR PRODUCTION	1/20/70	



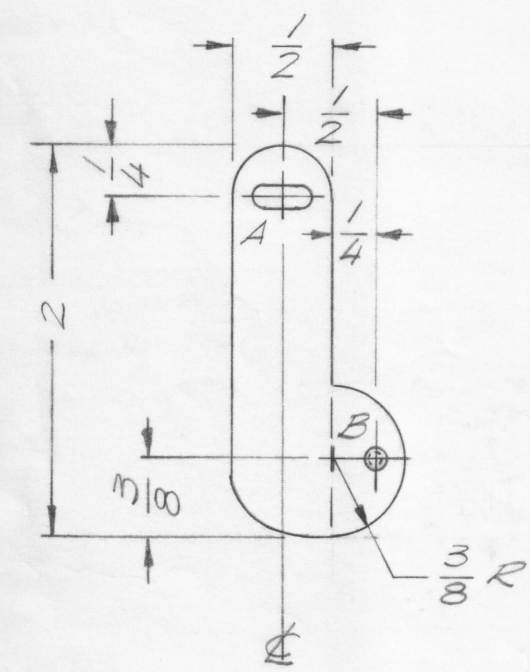
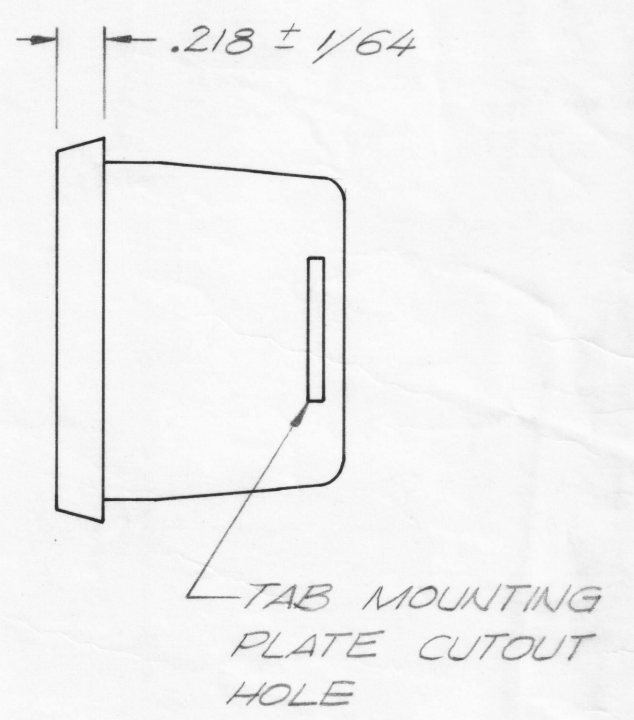
SET POINT
ZERO ADJ



(P) DIMENSION INDICATES MINIMUM DISTANCE BETWEEN METER RELAYS.
APPROXIMATE ARC LENGTH: 3.76"



NOTE: MANUFACTURERS PART NUMBER INCLUDES METER, BEZEL, TWO MOUNTING TABS AND ASSOCIATED HARDWARE



TAB MOUNTING PLATE
TWO REQUIRED PER METER
A SLOT 3/8 X 5/32
B HOLE DRILL & TAP THRU FOR 0632 THD.
DIMENSIONS GIVEN FOR REFERENCE ONLY

QTY / UNIT	MODEL USED ON	ASS'Y NO.
	PALA 10 K	AX 5083
APPLICATION		
	CODE	
NOTICE TO PERSONS RECEIVING THIS DRAWING THE TECHNICAL MATERIEL CORPORATION claims proprietary right in the material disclosed hereon. This drawing is issued in confidence for engineering information only and may not be reproduced or used to manufacture anything shown hereon without permission from THE TECHNICAL MATERIEL CORPORATION to the user. This drawing is loaned for mutual assistance and is subject to recall at any time.		

QTY. REQ.	ITEM	PART NO.	DESCRIPTION	SYMBOL
F. BUDETTI LIST OF MATERIAL				
FINAL APPROVAL		DATE	THE TECHNICAL MATERIEL CORP. MAMARONECK, NEW YORK METER, RELAY	
MECH. DES.		DATE		
ELECT. DES.		DATE		
CHECKED		DATE		
DRAWN		DATE		
MATERIAL			SIZE	CODE IDENT NO.
FINISH			C	82679
			MR 215	
			SCALE	SHEET
			NTS	OF