

IF IT IS FOUND DESIRABLE TO CHANGE ANY TOLERANCE OR OTHER DETAIL SPECIFIED ON THIS DRAWING NOTIFY THE PURCHASER PROMPTLY.

STANDARD DRAWING

MP-102



MAXIMUM ALLOWABLE TOLERANCES HAVE BEEN DETERMINED AND DEVIATIONS WILL BE CAUSE FOR REJECTION. REMOVE ALL BURRS AND SHARP EDGES

USED ON

MODEL

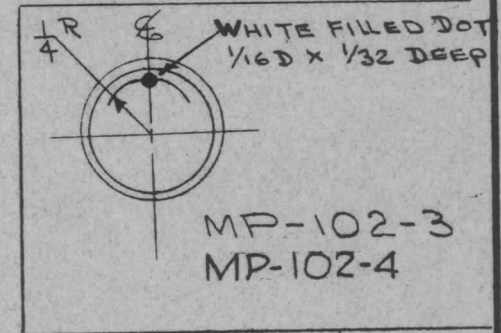
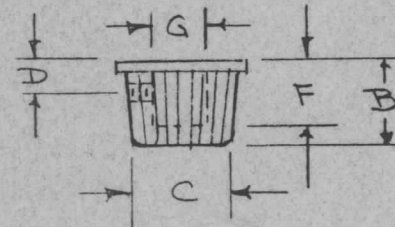

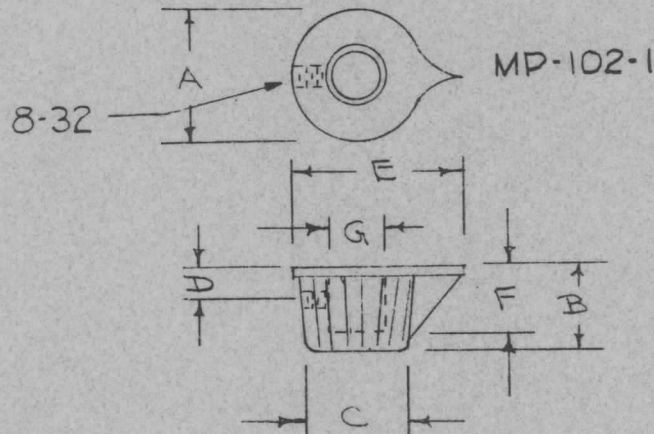
PROJECT NO.

ASS'Y. NO.

DATE

TMC NO.	CAT. NO.	A	B	C	D	E	F	G
MP-102-1	1400	11/16	13/32	5/8	3/16	29/32	11/32	1/4
MP-102-2	1450AJ	11/16	13/32	5/8	3/16		11/32	1/4
MP-102-3 See Dot Detail	1450G MODIFY AS SHOWN	11/16	13/32	5/8	3/16		11/32	.130
MP-102-4 SEE DOT DETAIL	1450AJ With Dot	11/16	13/32	5/8	3/16		11/32	1/4

DIMENSIONS FOR REFERENCE ONLY.



NOTE: COLOR - BLACK
INSERT - BRASS

EACH KNOB SHALL BE DELIVERED WITH ONE ALLEN HEAD TYPE, CADMIUM PLATED, CUP POINT SET SCREW, INSTALLED.

REF HARRY DAVIS Moulding Co

REQ.	ITEM	PART NO.	DESCRIPTION	SYMBOL
			THE TECHNICAL MATERIEL CORP. MAMARONECK, NEW YORK	
		STOCK SIZE	KNOB, INSTRUMENT TYPE, ROUND	
		MATERIAL	SD 8/7/56	
		WEIGHT PER PC.		
		TYPE & TEMPER		
		HEAT TREAT, SPEC.		
		FINISH & SPEC. NO.		

C	1	MP-102-4 Added	12-13-61	6055	L.H.			
B	1	DOT DETAIL ADDED	6/12/57	2	M.H.			
		REDRAWN - NO CHANGE	8/7/56		C.S.			
ISSUE	ITEM	CHANGED FROM	DATE	CN. NO.	DRAFTS	CHECKER	ENG. APP.	
TOLERANCES			SCALE					
ALL OTHERS	DEC. DIM. ± FRAC. DIM. ± ANGULAR DIM. ±		DRILL, PUNCH, COMMERCIAL STOCK SIZES AND MANUFACTURERS TOLERANCES ARE NOT INCLUDED.					

MP-102

