



# STANDARD DRAWING

IF IT IS FOUND DESIRABLE TO CHANGE ANY TOLERANCE OR OTHER DETAIL SPECIFIED ON THIS DRAWING NOTIFY THE PURCHASER PROMPTLY.

LWS -

E

MAXIMUM ALLOWABLE TOLERANCES HAVE BEEN DETERMINED AND DEVIATIONS WILL BE CAUSE FOR REJECTION.  
REMOVE ALL BURRS AND SHARP EDGES

USED ON

MODEL	PROJECT NO.	ASS'Y. NO.	DATE
-------	-------------	------------	------

LOCKWASHER TYPE    BOLT SIZE    SERIES    MATERIAL    FINISH  
 SPRING                      6                      MEDIUM                      BRONZE                      CADMIUM

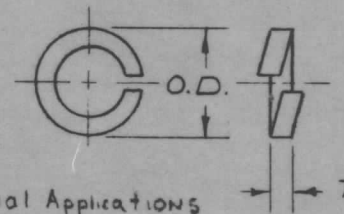
LWS 06 M R C

SERIES

L - LIGHT  
M - MEDIUM

MATERIAL

R - BRONZE  
S - STEEL  
S - STAINLESS STEEL  
N - NAVAL BRONZE (For Special Applications Only)  
FINISH  
C - CADMIUM  
N - BRIGHT NICKEL  
S - PASSIVATE STAINLESS ONLY  
P - SILVER PLATE (For Special Applications Only)



① R - NO FINISH

BOLT SIZE	SIZE CODE	LIGHT		MEDIUM	
		T MIN.	O.D. MAX.	T MIN.	O.D. MAX.
1	.01	.015	.105	.015	.137
2	.02	.015	.165	.020	.175
3	.03	.020	.188	.025	.198
4	.04	.020	.202	.025	.212
5	.05	.025	.225	.031	.239
6	.06	.025	.239	.031	.253
8	.08	.031	.280	.040	.296
10	.10	.040	.323	.047	.337
12	.12	.047	.364	.056	.380
1/4	.25	.047	.489	.062	.493
5/16	.31	.056	.575	.078	.591
3/8	.37	.070	.678	.094	.688
7/16	.43	.085	.780	.109	.784
1/2	.50	.099	.877	.125	.879
5/8	.62	—	—	.156	1.086

E	1	BOLT SIZE 1 COLUMN, ADDED	5-13-65	13981	CJL	JL	
D	1	CHG. AS PER EMN 10840	2-5-64	10840	A.M.	TR.	
C	2	"N" ADDED ON MATERIALS					
	1	"P" ADDED ON FINISH	10/11/61	5701	EA	at	
	2	Black Nickel Deleted					
B.	1	9/16 WASHER ADDED	1/8/57	2	16		
A	1	NO CHANGE READR	8-18-54	1	P.B.		

REQ.	ITEM	PART NO.	DESCRIPTION	SYMBOL
			THE TECHNICAL MATERIEL CORP. MAMARONECK. NEW YORK	
		STOCK SIZE		
			LOCKWASHER SPRING TYPE	
		MATERIAL      WEIGHT PER PC.		
		TYPE & TEMPER	P.B.	G.T.O
		HEAT TREAT. SPEC.		
		FINISH & SPEC. NO.		
			DRAWN ELEC. DES. APP. MECH. DES. APP.	
			CHECKED FINAL APPROVAL	
			LWS -	E

TOLERANCES	SCALE
ALL OTHERS DEC. DIM. ± FRAC. DIM. ± ANGULAR DIM. ±	DRILL, PUNCH, COMMERCIAL STOCK SIZES AND MANUFACTURERS TOLERANCES ARE NOT INCLUDED.

IF IT IS FOUND DESIRABLE TO CHANGE ANY TOLERANCE OR OTHER DETAIL SPECIFIED ON THIS DRAWING NOTIFY THE PURCHASER PROMPTLY.

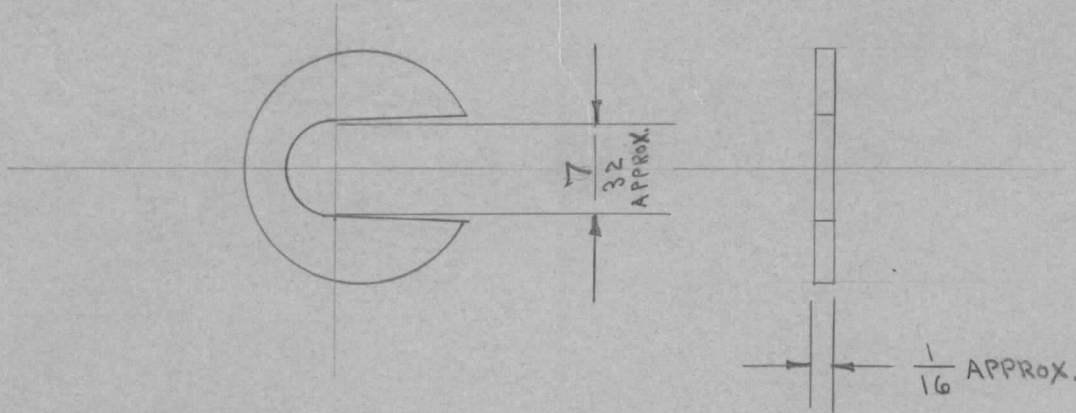
LW-100

Ø

MAXIMUM ALLOWABLE TOLERANCES HAVE BEEN DETERMINED AND DEVIATIONS WILL BE CAUSE FOR REJECTION. REMOVE ALL BURRS AND SHARP EDGES

USED ON

MODEL	PROJECT NO.	ASS'Y. NO.	DATE
DMK-4	140	A-153	9-20-57



REF.: WALSCO ELEC. HDWE. CAT. # 3422

REQ.	ITEM	PART NO.	DESCRIPTION	SYMBOL
		— # —	THE TECHNICAL MATERIEL CORP. MAMARONECK, NEW YORK	
		STOCK SIZE		
		STEEL	WASHER, "C" TYPE	
		MATERIAL		
		WEIGHT PER PC.		
		TEMPERED SPRING		
		TYPE & TEMPER	C.D.D. 9-15-57	
			DRAWN	ELEC. DES. APP. MECH. DES. APP.
		HEAT TREAT. SPEC.		
		ANNEALED	CHECKED	FINAL APPROVAL
		FINISH & SPEC. NO.		

Ø		ORIGINAL RELEASE	7/26/69					
ISSUE	ITEM	CHANGED FROM	DATE	CN. NO.	DRAFTS	CHECKER	ENG. APP.	
TOLERANCES			SCALE					
ALL OTHERS	DEC. DIM. ± FRAC. DIM. ± ANGULAR DIM. ±		DRILL, PUNCH, COMMERCIAL STOCK SIZES AND MANUFACTURERS TOLERANCES ARE NOT INCLUDED.					

LW-100

Ø

IF IT IS FOUND DESIRABLE TO CHANGE ANY TOLERANCE OR OTHER DETAIL SPECIFIED ON THIS DRAWING NOTIFY THE PURCHASER PROMPTLY.

# STANDARD DRAWING

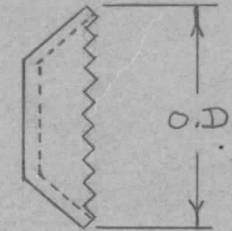
LW-101

MAXIMUM ALLOWABLE TOLERANCES HAVE BEEN DETERMINED AND DEVIATIONS WILL BE CAUSE FOR REJECTION. REMOVE ALL BURRS AND SHARP EDGES

### USED ON

MODEL	PROJECT NO.	ASS'Y. NO.	DATE
-------	-------------	------------	------

T.M.C. NUMBER	MFG. NUMBER	SCREW SIZE	OUTSIDE DIAMETER	MATERIAL THICKNESS
LW-101-1	1502	#2	.183-.170	.007
LW-101-2	1504	#4	.232-.218	.016
LW-101-3	1506	#6	.300-.285	.018
LW-101-4	1508	#8	.353-.337	.018
LW-101-5	1510	#10	.370-.353	.022



REF. SHAKEPROOF CO.

REQ.	ITEM	PART NO.	DESCRIPTION	SYMBOL
		— # —	THE TECHNICAL MATERIEL CORP. MAMARONECK. NEW YORK	
		STOCK SIZE		
		STEEL	LOCK WASHER, COUNTERSUNK TYPE	
		MATERIAL		
		— # —		
		TYPE & TEMPER	WOC 11/18/52	
		— # —		
		HEAT TREAT. SPEC.	DRAWN	ELEC. DES. APP. MECH. DES. APP.
			C.D.D. 11/18/52	
			CHECKED	FINAL APPROVAL
		CAD. PLATE (S-105)		LW-101
		FINISH & SPEC. NO.		

ISSUE	ITEM	CHANGED FROM	DATE	CN. NO.	DRAFTS	CHECKER	ENG. APP.
-------	------	--------------	------	---------	--------	---------	-----------

### TOLERANCES

### SCALE

ALL OTHERS  
 DEC. DIM.  $\pm$   
 FRAC. DIM.  $\pm$   
 ANGULAR DIM.  $\pm$

DRILL, PUNCH, COMMERCIAL STOCK SIZES AND MANUFACTURERS TOLERANCES ARE NOT INCLUDED.