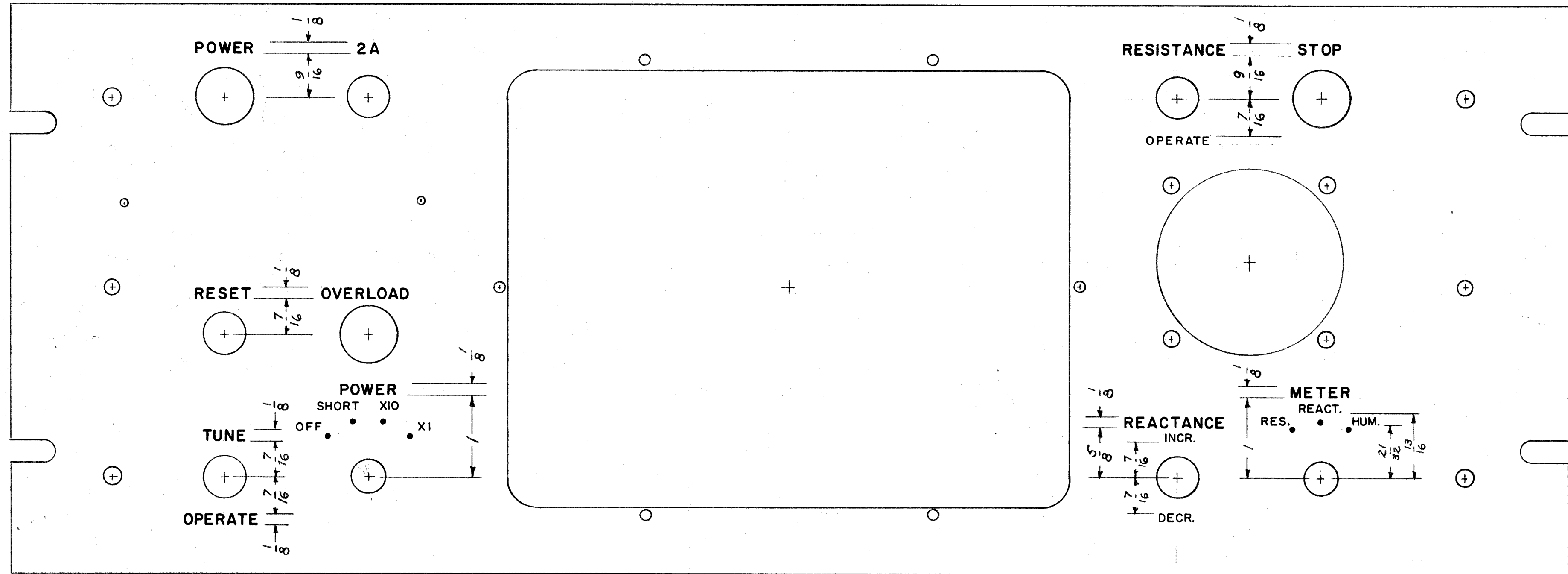
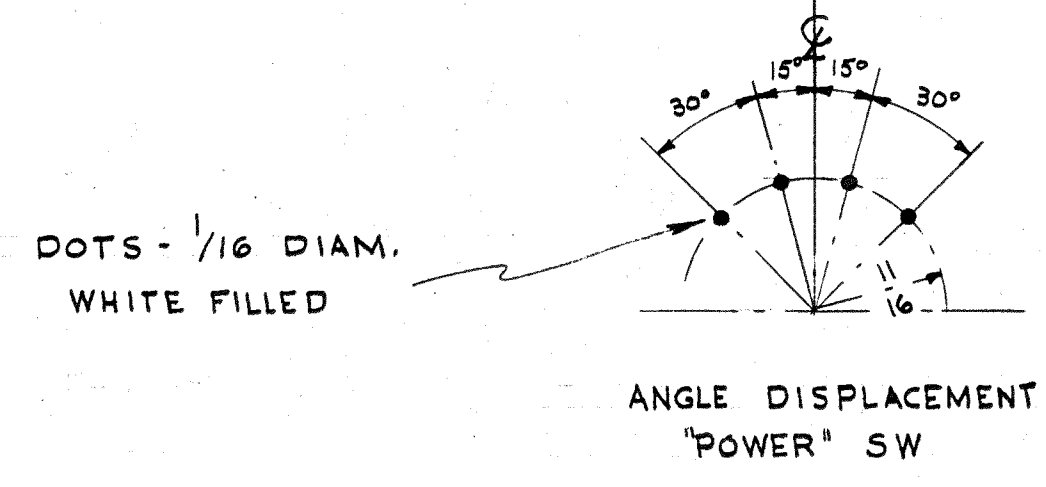


IF IT IS FOUND DESIRABLE TO CHANGE ANY TOLERANCE OR OTHER DETAIL SPECIFIED ON THIS DRAWING NOTIFY THE PURCHASER PROMPTLY.  
 MAXIMUM ALLOWABLE TOLERANCES HAVE BEEN DETERMINED AND DEVIATIONS WILL BE CAUSE FOR REJECTION.  
 REMOVE ALL BURRS AND SHARP EDGES

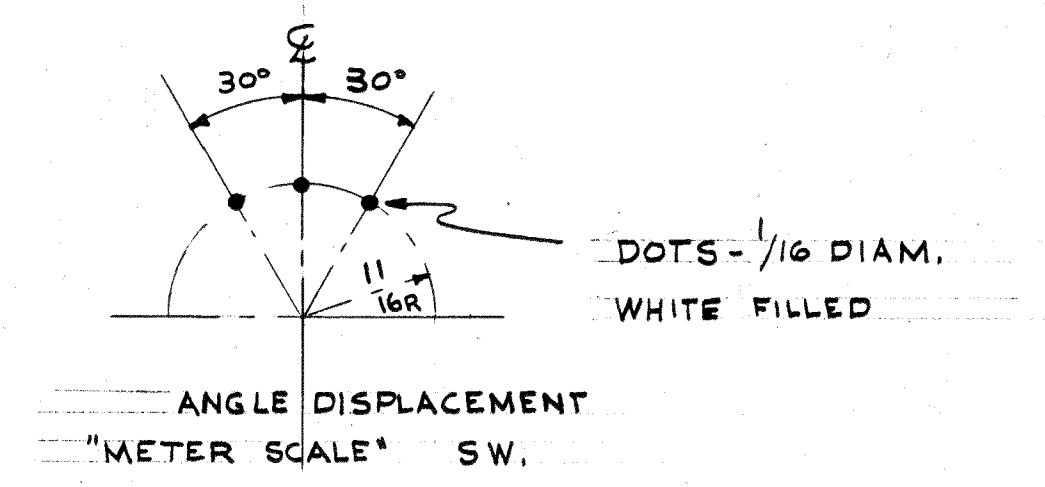


FRONT VIEW OF PANEL SHOWN  
 (TO BE ENGRAVED)  
 PER TMC SPEC - 5566



NOTES:  
 ALL LETTERING TO BE 3/32" HIGH UNLESS OTHERWISE NOTED.  
 ALL LETTERING TO BE BLACK FILLED GOTHIC.

LETTER HEIGHT	DEPTH OF STROKE	WIDTH OF STROKE
3/32	.010	.015
1/8	.010	.020



NOTICE TO PERSONS RECEIVING THIS DRAWING  
 THE TECHNICAL MATERIEL CORPORATION claims proprietary right in the material disclosed herein. This drawing is issued in confidence for engineering information only and may not be reproduced or used to manufacture any line shown herein without permission from THE TECHNICAL MATERIEL CORPORATION in New York. This drawing is loaned for individual assistance and is subject to recall at any time.  
 THE TECHNICAL MATERIEL CORPORATION  
 240-250TH ST., NEW YORK

REVISE	NO	HOLES	DATE	BY	CHKD	APP.
B	1	REVISE NP HOLES	8-17-50	21673	WJB	
A	1	SHEET NO #2 Added	7-61	4595	RU	

SCALE: DRILL, PUNCH, COMMERCIAL STOCK SIZES AND MANUFACTURERS TOLERANCES ARE NOT INCLUDED.

1	MCU-2	ATS-50 (10)	4-23-50
REQ PER UNIT	MODEL	PROJECT NO.	DATE
		ASSY. NO.	

REQ. ITEM	PART NO.	DESCRIPTION	SYMBOL
3/16		THE TECHNICAL MATERIEL CORP. MAMARONECK, NEW YORK	
ALUMINUM		ENGRAVING, FRONT PANEL	
MATERIAL	WEIGHT PER PC.	MODEL	MCU-2
2024-T3		DRAWN	WJB
TYPE & TEMPER		ECG. DES. APP.	WJB
HEAT TREAT SPEC.		CHECKED	WJB
SEE NOTE		FINAL APPROVAL	LD-538 B
FINISH & SPEC. NO.			

LD-538 B