LD-978 A

[redacted]

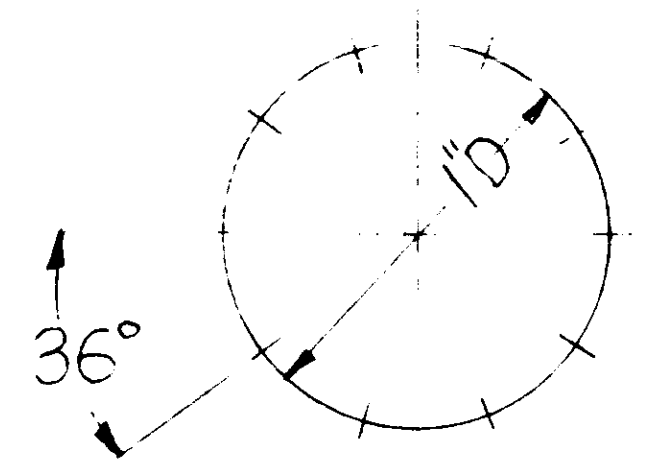

REF. O

36° – 36° 36° 36° 36° 36° 36° 36° 36° 36° –

TOP

2	3	4	5	7	11	15	19	24	WHEEL 1 (LD-978-1)

TOP

3	4	5	7	11	15	19	24	28	WHEEL 2 (LD-978-2)

1/32

WHEEL LETTERING DETAILS

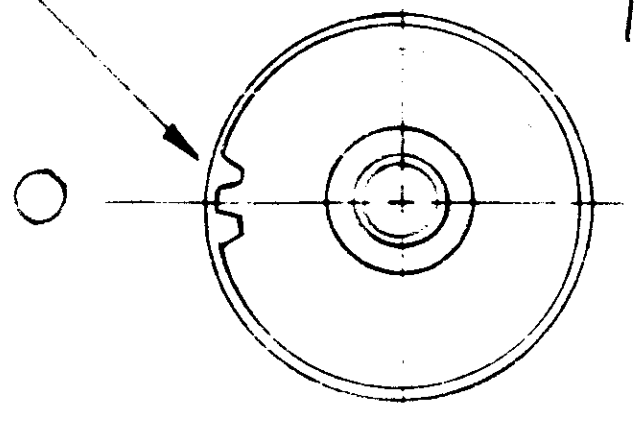

LD-978-1 SHOWN FOR REF ONLY. | 3 4 |

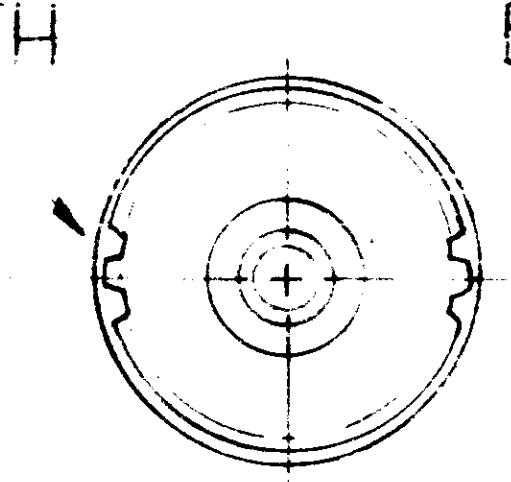

WHEEL DETAIL

NOTES ~

1 ~ FIGURES ~ 18 POINT ALTERNATE BLACK GOTHIC No 2

2 ~ BACKGROUND ~ WHITE

3 ~ SPACING ~ DOUBLE FIGURES 1/32" APART, SINGLE FIGURES CENTERED ON 36° ℄.

4 ~ USE DWG. LD-617 FOR 3RD WHEEL.

SUPERSEDED
DIRECTLY REPLACED BY AC-138
5-15-63 EMN 8969

[redacted]

FOR TMC USE ~
USE BLANK WHEEL OF CY-106 AFTER DISASSEMBLING AS PER STEPS 1 & 2 OF TMC DWG A-1820(4)

NOTICE TO PERSONS RECEIVING THIS DRAWING

THE TECHNICAL MATERIEL CORPORATION claims proprietary right in the material disclosed hereon. This drawing is issued in confidence for engineering information only and may not be reproduced or used to manufacture anything shown hereon without permission from THE TECHNICAL MATERIEL CORPORATION to the user. This drawing is loaned for mutual assistance and is subject to recall at any time.

Property of:
THE TECHNICAL MATERIEL CORPORATION
MAMARONECK, NEW YORK

SYM	DESCRIPTION	DATE	CH. NO.	DRAFTS	CHECKER	ENG. APP.
A	REPLACED BY AC-138	5-15-63	8968	(signature)	(signature)	(signature)

UNLESS OTHERWISE SPECIFIED:
DIMENSIONS ARE IN INCHES
TOLERANCES ON
FRACTIONS ± 1/64 DECIMALS ± .005 ANGLES ± 1/2°

SCALE:

MAXIMUM ALLOWABLE TOLERANCES HAVE BEEN DETERMINED AND ANY DEVIATIONS WILL BE CAUSE FOR REJECTION.
REMOVE ALL BURRS AND SHARP EDGES

REQ. PER UNIT	MODEL	SECTION	ASS'Y. NO.	DATE
1	GPT-40K	AX-275		11-6-61

USED ON

REQ.	ITEM	PART NO.	DESCRIPTION	SYMBOL

THE TECHNICAL MATERIEL CORP.
MAMARONECK, NEW YORK

LETTERING, WHEELS, AC-138 ASSEMBLY

STOCK SIZE | MATERIAL | TYPE & TEMPER | HEAT TREAT. SPEC. | FINISH & SPEC. NO.

DRAWN	CHECKER	FINAL APPROVAL
D. A. Mann	(signature)	(signature)

ELEC. DES. APP.	MECH. DES. APP.	DWG. NO.	
	aa	LD-978	A

TMC FORM NO. 109

DEFIANCE NO. 1020 36352