

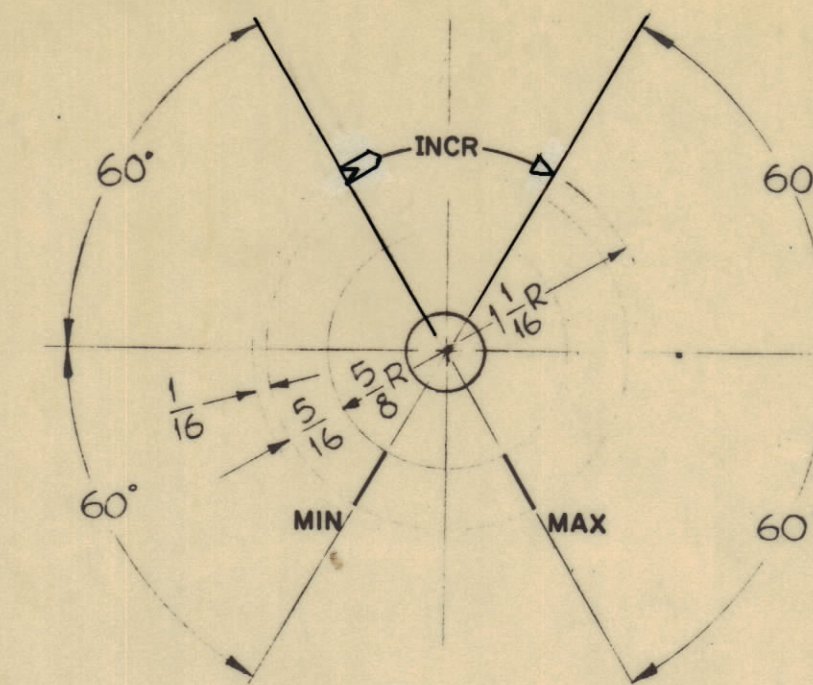
IF IT IS FOUND DESIRABLE TO CHANGE ANY TOLERANCE OR OTHER DETAIL SPECIFIED ON THIS DRAWING NOTIFY THE PURCHASER PROMPTLY.
 MAXIMUM ALLOWABLE TOLERANCES HAVE BEEN DETERMINED AND DEVIATIONS WILL BE CAUSE FOR REJECTION.
 REMOVE ALL BURRS AND SHARP EDGES

NOTICE TO PERSONS RECEIVING THIS DRAWING

THE TECHNICAL MATERIEL CORPORATION claims proprietary right in the material disclosed hereon. This drawing is issued in confidence for engineering information only and may not be reproduced or used to manufacture any thing shown hereon without permission from THE TECHNICAL MATERIEL CORPORATION to the user. This drawing is loaned for mutual assistance and is subject to recall at any time.

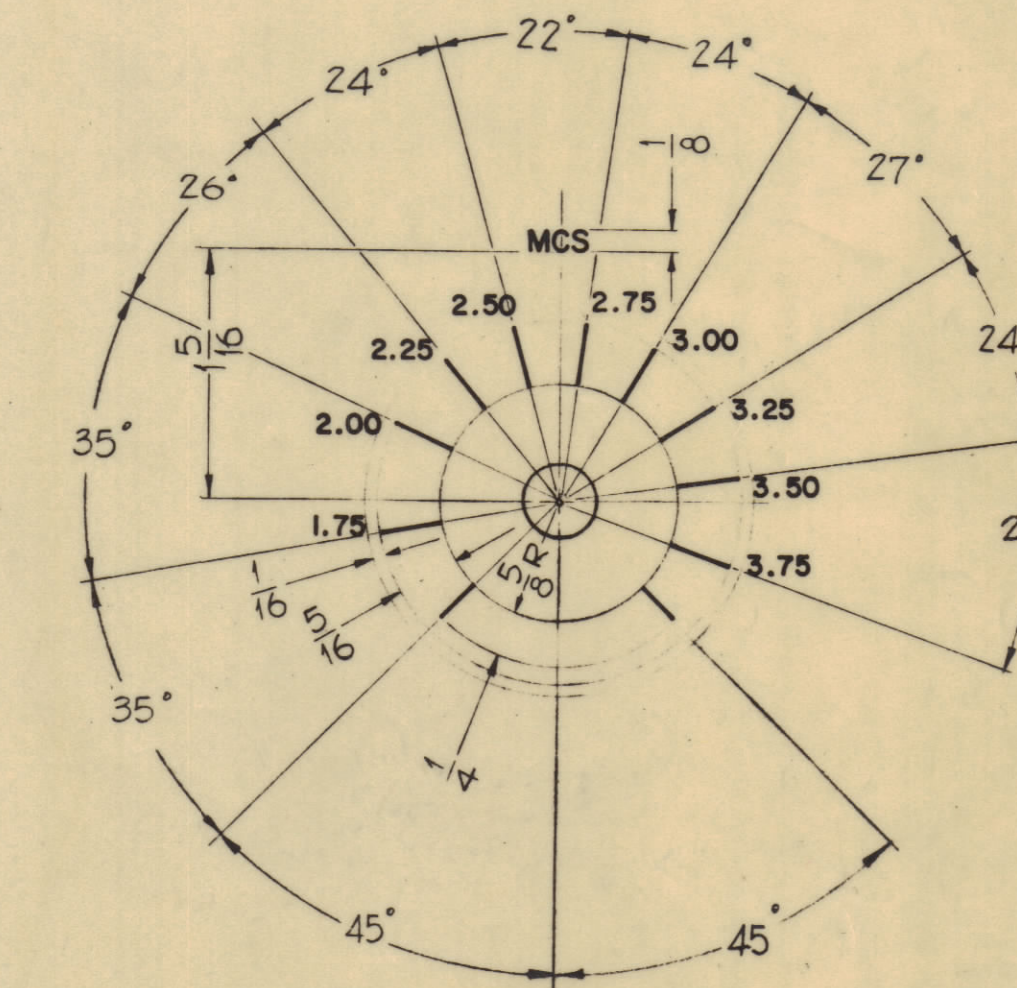
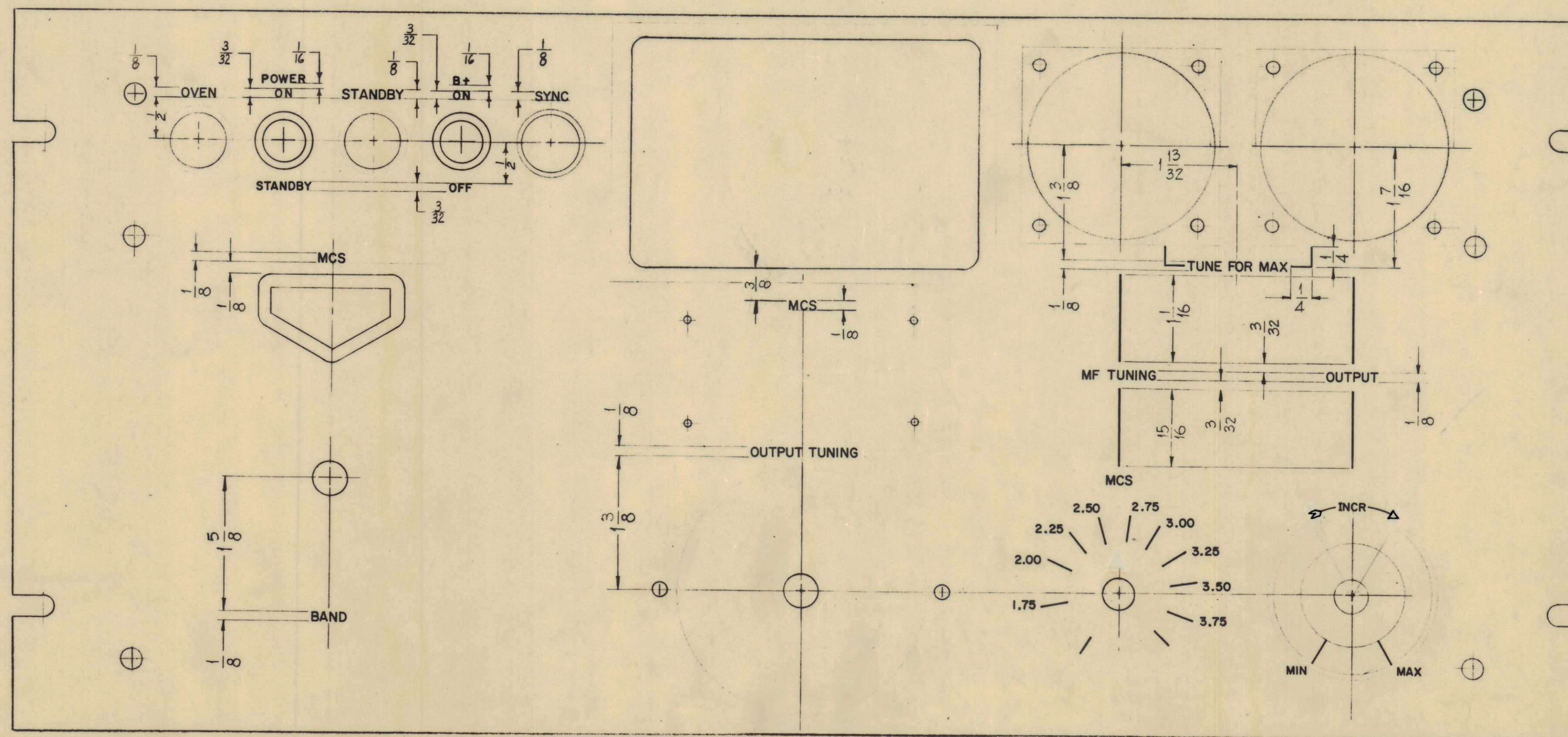
Property of:

THE TECHNICAL MATERIEL CORPORATION
 MAMARONECK, NEW YORK



ALL LETTERING IN THIS DETAIL $\frac{3}{32}$ "

FRONT VIEW OF PANEL SHOWN
 (TO BE ENGRAVED)



ALL LETTERING IN THIS DETAIL $\frac{3}{32}$ " EXCEPT MAIN TITLE (MCS) AS SPECIFIED.

OBsolete

FOR SPARE PARTS ONLY
 FOR NEW CHG-2 UNITS, SEE LD-1346 SH(1)

EMN 3727 *AK*

NOTES~

- 1~ ENGRAVING TO BE GOTHIC, WHITE FILLED, SIZES SHOWN ON CHART.
- 2~ ALL LINES TO BE WHITE FILLED.
- 3~ ALL LETTERING AND NUMERAL GROUPS TO BE CENTERED ON HOLES.
- 4~ ALL ARROWHEADS AND TAIL TO BE LINE FILLED AS SHOWN.
- 5~ ARROWHEADS 1/8 x 1/8 x 1/8 TRIANGLE.

HEIGHT OF LETTER	DEPTH OF STROKE	WIDTH OF STROKE
$\frac{3}{32}$.010	.015
$\frac{1}{8}$.010	.020
LINES	.010	.015
ARROWHEADS	.010	

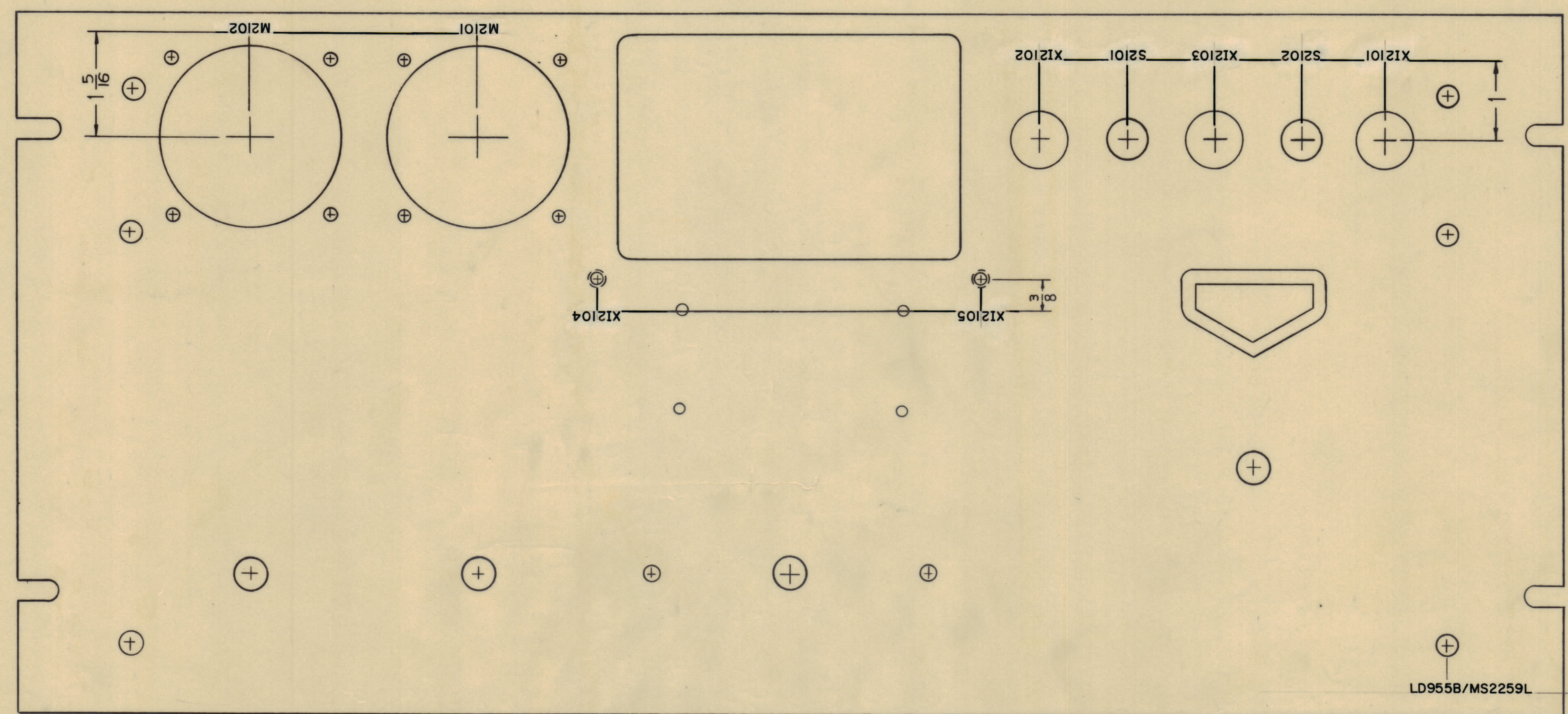
B 1	OBsolete NOTE ADDED	8843	3727	<i>AK</i>	<i>AK</i>
A 1	Arrowheads Were White Filled	3-12-62	6502	<i>AK</i>	<i>AK</i>
ISSUE ITEM	CHANGED FROM	DATE	CH. NO.	DRAWN	CHKD.
TOLERANCES		SCALE:			
ALL	DEC. DIM. \pm	DRILL, PUNCH, COMMERCIAL STOCK			
OTHERS	FRAC. DIM. \pm	SIZES AND MANUFACTURERS			
	ANGULAR DIM. \pm	TOLERANCES ARE NOT INCLUDED.			

REF: MS-2259 (8)

REQ. ITEM	PART NO.	DESCRIPTION	SYMBOL
		THE TECHNICAL MATERIEL CORP. MAMARONECK, NEW YORK	
		ENGRAVING, FRONT PANEL	
		MATERIAL	WEIGHT PER FC.
		TYPE & TEMPER	
		DRAWN	ELEC. DES. APP.
		CHECKED	FINAL APPROVAL
		HEAT TREAT. SPEC.	
		FINISH & SPEC. NO.	

1	CHG-2	PROJECT NO.	ASBY. NO.	DATE	6-29-61
REQ PER UNIT	MODEL	PROJECT NO.	ASBY. NO.	DATE	
		USED ON			

NOTICE TO PERSONS RECEIVING THIS DRAWING
 THE TECHNICAL MATERIEL CORPORATION claims proprietary right in the material disclosed hereon. This drawing is issued in confidence for engineering information only and may not be reproduced or used to manufacture anything shown hereon without permission from THE TECHNICAL MATERIEL CORPORATION to the user. This drawing is loaned for mutual assistance and is subject to recall at any time.
 Property of:
 THE TECHNICAL MATERIEL CORPORATION
 MAMARONECK, NEW YORK



REAR VIEW OF PANEL SHOWN

ALL LETTERING TO BE 1/8 HIGH BLACK GOTHIC,
 CENTERED ON HOLES UNLESS OTHERWISE SPECIFIED.

MARKING PROCESS: AS PER T.M.C. SPECIFICATION S-727

OBSOLETE
 FOR SPARE PARTS ONLY
 FOR NEW CHG-2 UNITS, SEE LD-1346, SH(2)
 EMN 9727 AK

B2	OBOLETE NOTE ADDED	8-8-63	3727				
A	SEE SHEET 1 FOR REVISIONS	3-12-62	6502				
SYM	ZONE	DESCRIPTION	DATE	CH. NO.	DRAFTS	CHECKER	ENG. APP.
UNLESS OTHERWISE SPECIFIED:			SCALE				
DIMENSIONS ARE IN INCHES			MAXIMUM ALLOWABLE TOLERANCES HAVE BEEN DETERMINED AND ANY DEVIATIONS WILL BE CAUSE FOR REJECTION. REMOVE ALL BURRS & SHARP EDGES				
TOLERANCES ON FRACTIONS ± 1/64			DECIMALS ± .005		ANGLES ± 1/2°		

1		CHG-2			6-29-61		
REQ. PER UNIT	MODEL	SECTION	ASSY. NO.	DATE	TYPE & TEMPER.	HEAT TREAT. SPEC.	
USED ON				FINISH & SPEC. NO.	ELEC. DES. APP.	MECH. DES. APP.	FINAL APPROVAL
							LD-955
							SHEET 2 OF 2