

NOTE:  
UNLESS OTHERWISE SPECIFIED, ALL LETTER GROUPS TO BE CENTERED ON HOLES, SLOTS OR INDICATING LINES.

NOTE:  
ALL LETTERS TO BE 1/8 HIGH BLACK GOTHIC AS PER TMC SPEC. S727.

NOTICE TO PERSONS RECEIVING THIS DRAWING  
THE TECHNICAL MATERIEL CORPORATION claims proprietary right in the material disclosed herein. This drawing is issued in confidence for engineering information only and may not be reproduced or used to manufacture anything shown hereon without permission from THE TECHNICAL MATERIEL CORPORATION to the user. This drawing is loaned for mutual assistance and is subject to recall at any time.

Property of:  
THE TECHNICAL MATERIEL CORPORATION  
MAMARONECK, NEW YORK

REF: MS-2612 (8)

SYM	ZONE	DESCRIPTION	DATE	CH. NO.	DRAFTS	CHECKER	ENG. APP.
C	CB	INTERNAL VIEW 2 HOLES (45-322) (NOTE ADDED)	11-24-65	15213	D.V.V.	[Signature]	[Signature]
B	4	SEE SHEET 2 FOR REVISION	8-9-67	7028	MJT	[Signature]	[Signature]
A	4	SEE SHEET 2 FOR REVISIONS	3-6-62	6475	[Signature]	[Signature]	[Signature]

UNLESS OTHERWISE SPECIFIED:  
SCALE

DIMENSIONS ARE IN INCHES  
TOLERANCES ON  
FRACTIONS ± 1/64    DECIMALS ± .005    ANGLES ± 1/2°

MAXIMUM ALLOWABLE TOLERANCES HAVE BEEN DETERMINED AND ANY DEVIATIONS WILL BE CAUSE FOR REJECTION.  
REMOVE ALL BURRS & SHARP EDGES

REQ. PER UNIT	MODEL	SECTION	ASSY. NO.	DATE
1	GPE-1			9-7-61
USED ON				

REQ. ITEM	PART NO.	DESCRIPTION	SYMBOL
STOCK SIZE			
MATERIAL			
TYPE & TEMPER			
HEAT TREAT. SPEC.			
FINISH & SPEC. NO.			
ELEC. DES. APP.	MECH. DES. APP.	SHEET 1 OF 2	

THE TECHNICAL MATERIEL CORP.  
MAMARONECK, NEW YORK

LETTERING, CHASSIS MAIN  
EXTERIOR

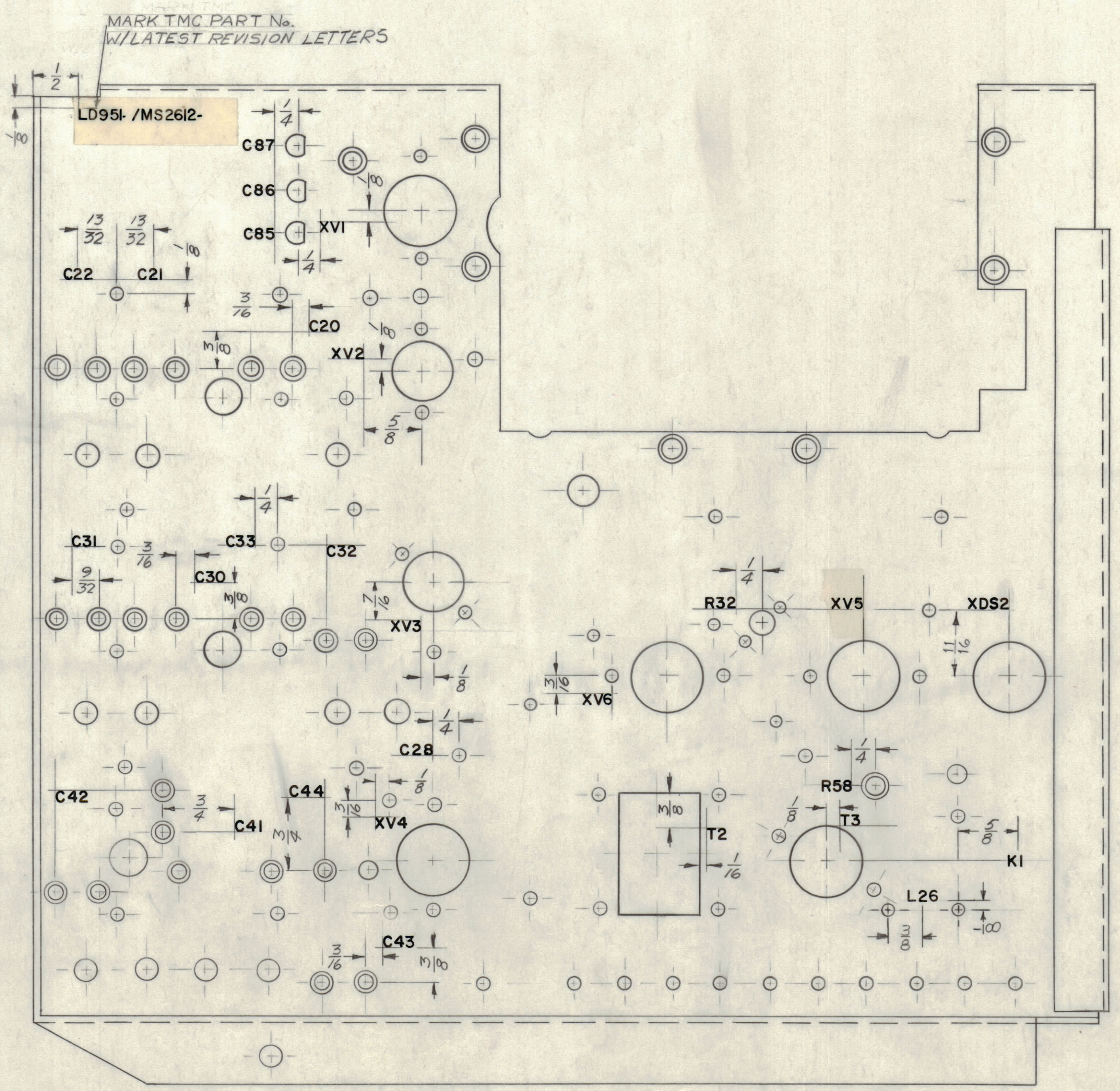
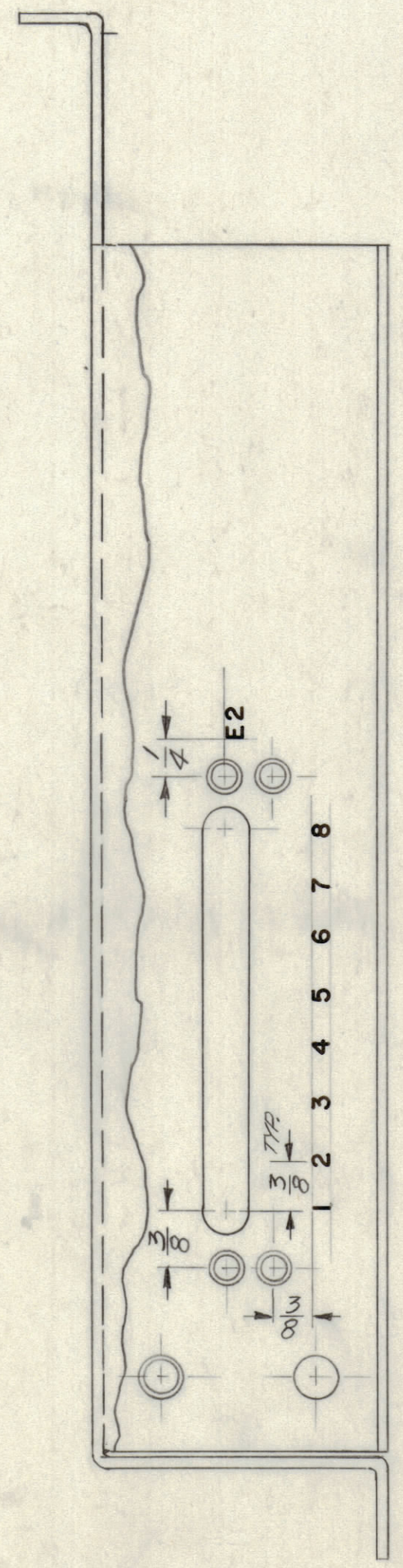
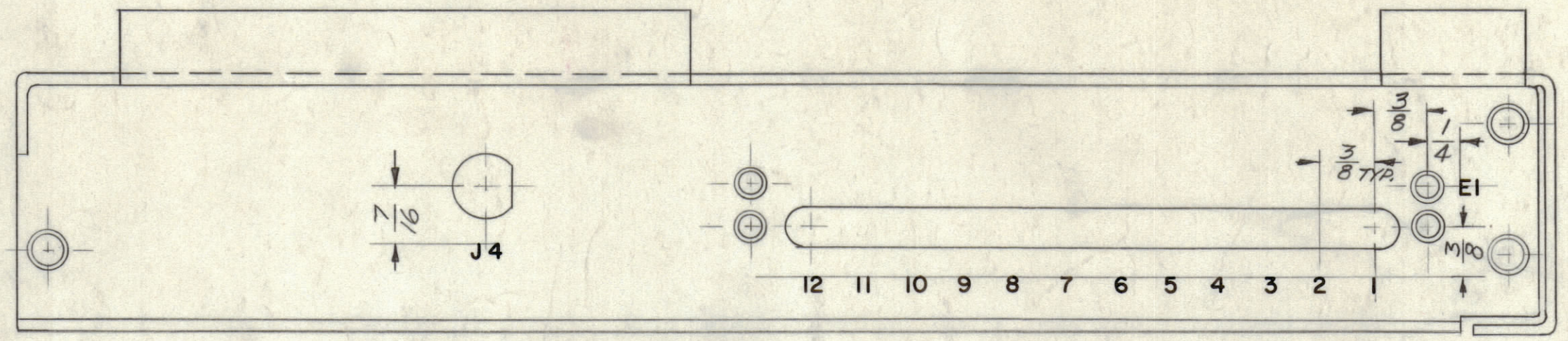
R. LOPEZ  
9-7-61  
DRAWN

AB  
CHECKED

FINAL APPROVAL

LD-951 C

LD-951 C



NOTES:  
ALL LETTERING TO BE 1/8 HIGH GOTHIC,  
AS PER TMC SPEC S727.  
ALL LETTER GROUPS TO BE CENTERED ON  
HOLES, SLOTS, OR INDICATING LINES,  
UNLESS OTHERWISE SPECIFIED.

LD-951  
C

NOTICE TO PERSONS RECEIVING THIS DRAWING  
THE TECHNICAL MATERIEL CORPORATION claims  
proprietary right in the material disclosed herein.  
This drawing is issued in confidence for engineering  
information only and may not be reproduced or used  
to manufacture anything shown hereon without per-  
mission from THE TECHNICAL MATERIEL CORPORA-  
TION to the user. This drawing is loaned for mutual  
assistance and is subject to recall at any time.  
Property of:  
THE TECHNICAL MATERIEL CORPORATION  
MAMARONECK, NEW YORK

REF: MS-2612(8)

C	C4	NOTE REVISION TMC PIN 2 HOLES L26 ADDED	12-4-65	152,13	R.V.I.		
B	B6	C43 WAS C45	8-9-62	702.8	MIT		
A	A5,6	XV5 WAS XV6; XV6 WAS XV5	5-6-62	647.5	J.J.		
SYM	ZONE	DESCRIPTION	DATE	CH. NO.	DRAFTS	CHECKER	ENG. APP.
UNLESS OTHERWISE SPECIFIED:			SCALE				
DIMENSIONS ARE IN INCHES			MAXIMUM ALLOWABLE TOLERANCES HAVE BEEN DETERMINED AND ANY DEVIATIONS WILL BE CAUSE FOR REJECTION. REMOVE ALL BURRS & SHARP EDGES				
TOLERANCES ON FRACTIONS ± 1/64			DECIMALS ± .005			ANGLES ± 1/2°	

1	GPE-1			10-2-61
REQ. PER UNIT	MODEL	SECTION	ASS'Y. NO.	DATE
USED ON				

REQ. ITEM	PART NO.	DESCRIPTION	SYMBOL
THE TECHNICAL MATERIEL CORP. MAMARONECK, NEW YORK			
STOCK SIZE			
LETTERING, MAIN CHASSIS			
INTERIOR			
MATERIAL			
DRAWN: WA, HIA			
CHECKED: [Signature]			
FINAL APPROVAL: [Signature]			
TYPE & TEMPER		HEAT TREAT. SPEC.	
FINISH & SPEC. NO.		ELEC. DES. APP. MECH. DES. APP.	
SHEET 2 OF 2		LD-951 C	