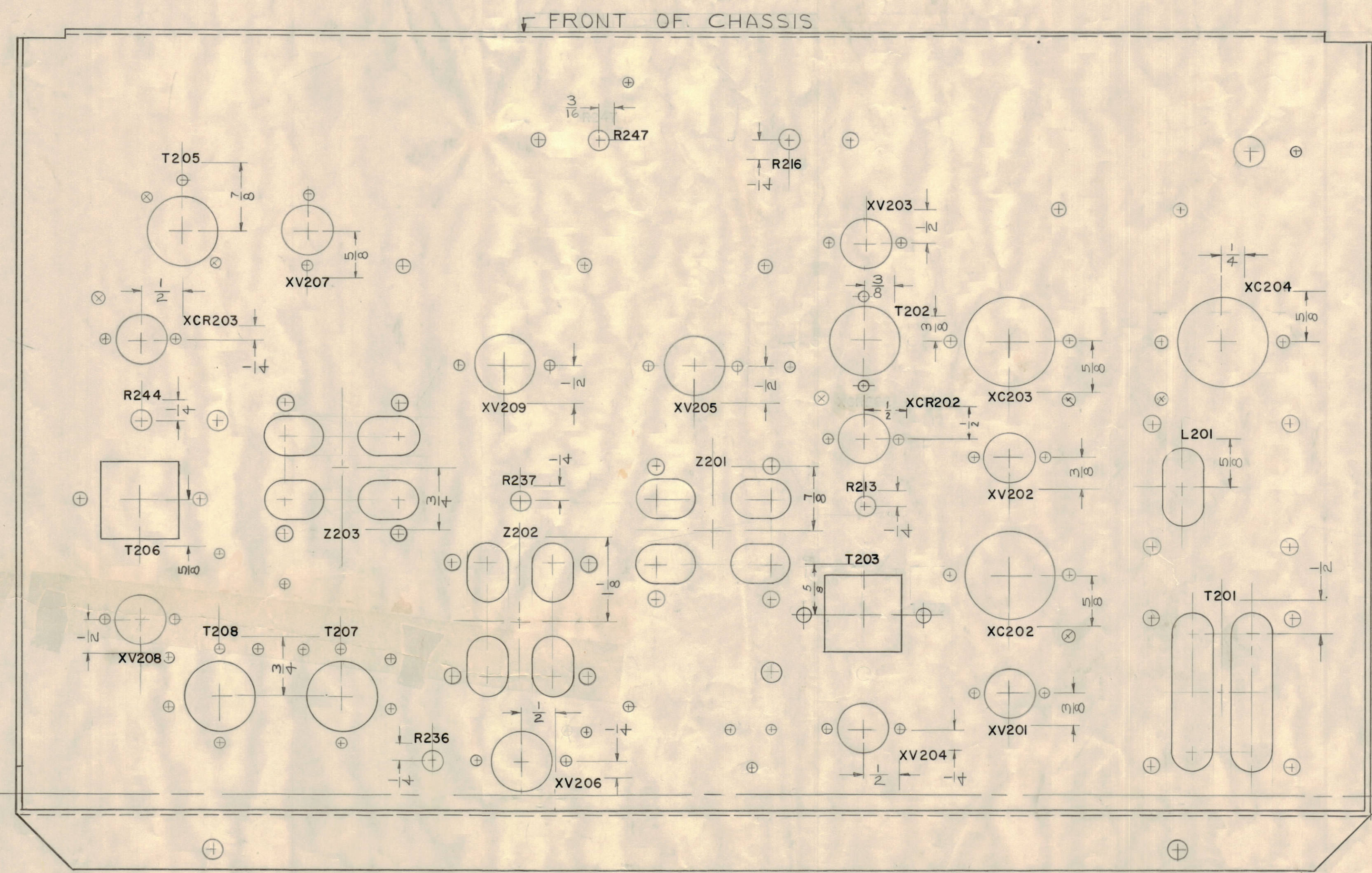
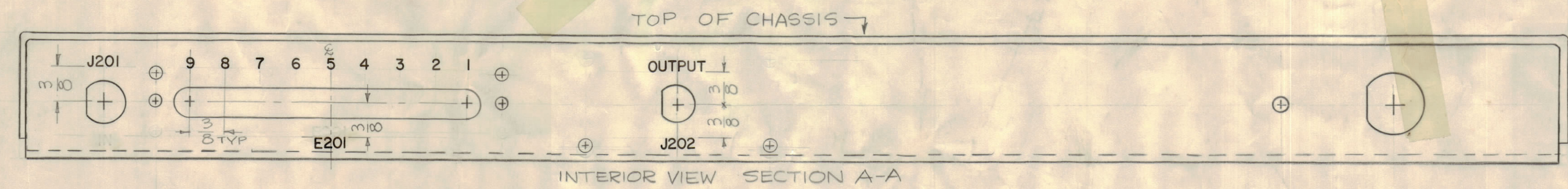



NOTICE TO PERSONS RECEIVING THIS DRAWING
 THE TECHNICAL MATERIEL CORPORATION claims proprietary right in the material disclosed hereon. This drawing is issued in confidence for engineering information only and may not be reprinted or used to manufacture anything shown hereon without permission from THE TECHNICAL MATERIEL CORPORATION to the user. This drawing is loaned for mutual assistance and is subject to recall at any time.
 Property of:
 THE TECHNICAL MATERIEL CORPORATION
 MAMARONECK, NEW YORK



NOTE: ALL LETTERING
 1/8 BLACK GOTHIC.
 MARKING PROCESS: AS PER TMC SPECIFICATION S-727



G	DS	RELOC. LETTERING (HOLE POS OF T203)	8-24-60	16776	RME	RCB	
F	~	SEE SHEET 2aF2	8-4-60	3719	AG	RCB	
E	-	Top Of Chassis Pictorial Clarified	2-12-60	6342	GF	RCB	
D	-	SEE SHEET 2	8-30-61	5518	WZ	RCB	
C	E5	XCR202 Relocated	11-27-60	3829	RU	RCB	
B	F6	R216 WAS R215	11-9-60	3428	WZ	RCB	
A	-	see sheet 2 clarified pictorial stamping on section A-A	8-9-60	3121	WZ	RCB	
ISSUE ZONE		DESCRIPTION	DATE	CH. NO.	DRAFTS	CHECKER	ENG. APP.
TOLERANCES		SCALE:					
DEC. DIM. ± FRAC. DIM. ± ANGULAR DIM. ±							
MAXIMUM ALLOWABLE TOLERANCES HAVE BEEN DETERMINED AND ANY DEVIATIONS WILL BE CAUSE FOR REJECTION. REMOVE ALL BURRS AND SHARP EDGES							

REQ. PER UNIT	MODEL	SECTION	ABBY. NO.	DATE
1	CBE-1			8-12-60
USED ON				

REF. MS-2190

REQ. ITEM	PART NO.	DESCRIPTION	SYMBOL
THE TECHNICAL MATERIEL CORP. MAMARONECK, NEW YORK			
STOCK SIZE			
MAIN CHASSIS (CBE-1)			
MATERIAL			
BOTTOM STAMPING			
TYPE & TEMPER			
DRAWN		ELEC. DES. APP.	MECH. DES. APP.
CHECKED		FINAL APPROVAL	
HEAT TREAT. SPEC.		SHEET 1 OF 2	
FINISH & SPEC. NO.		LD-772 - G	

LD-772 G