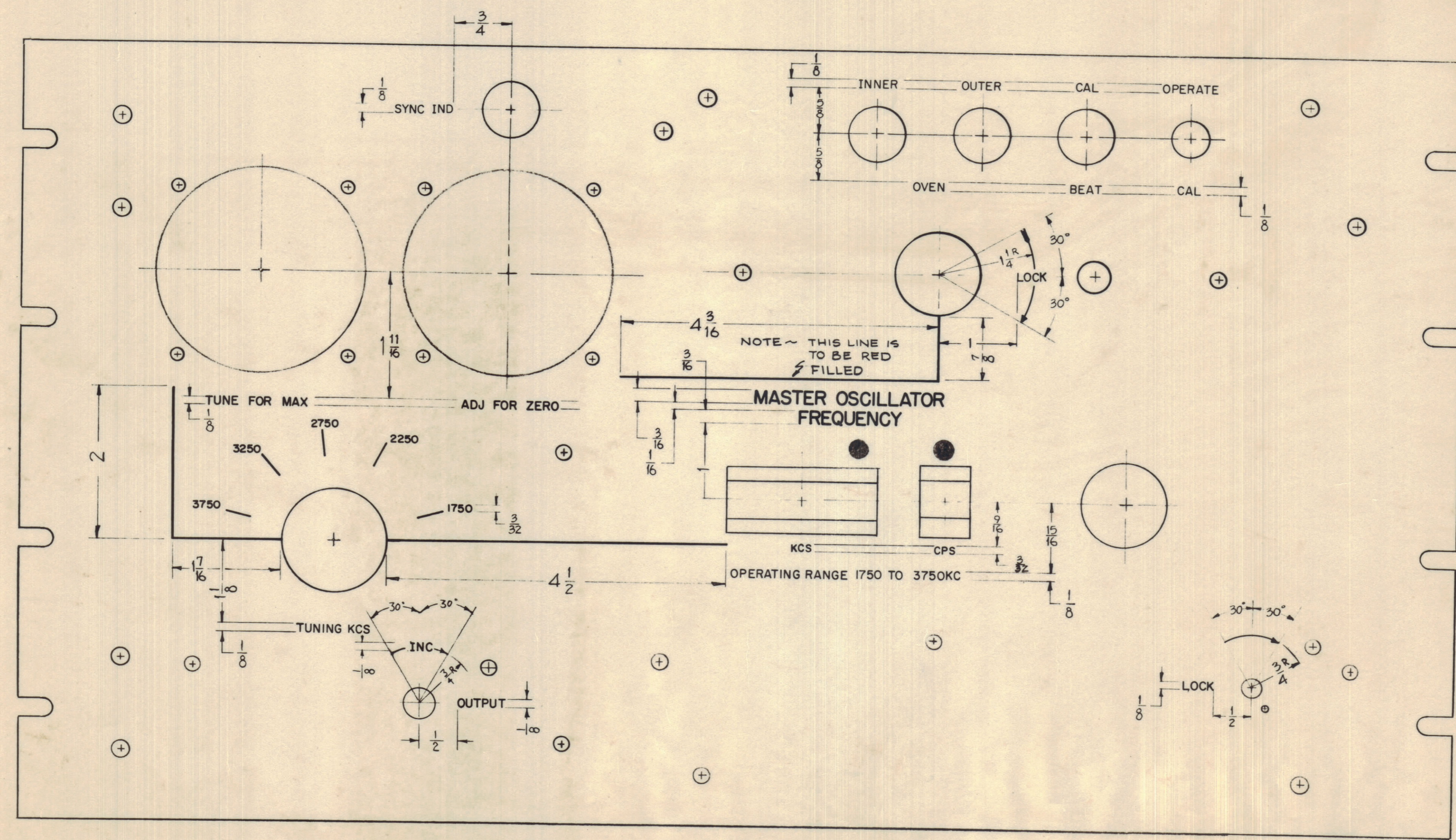
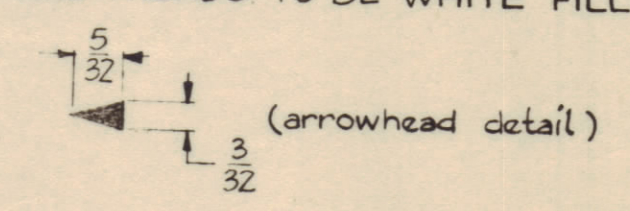


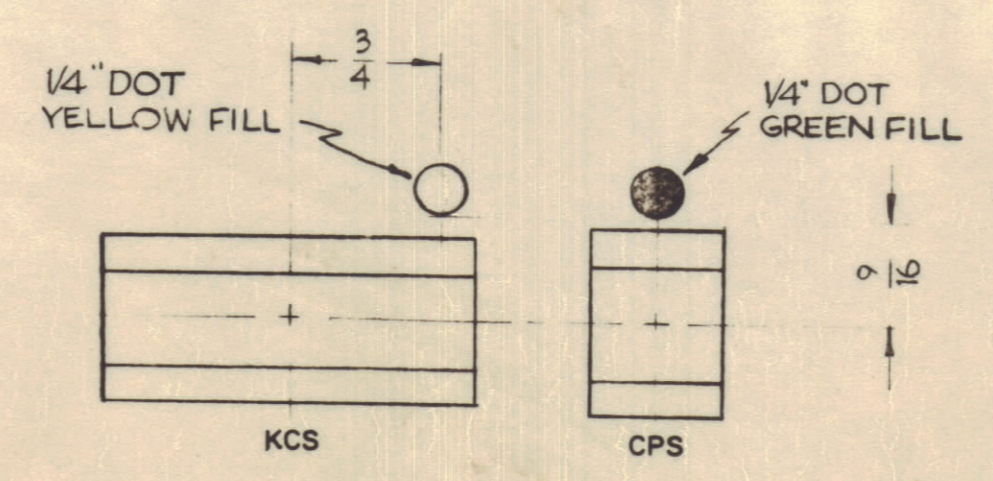
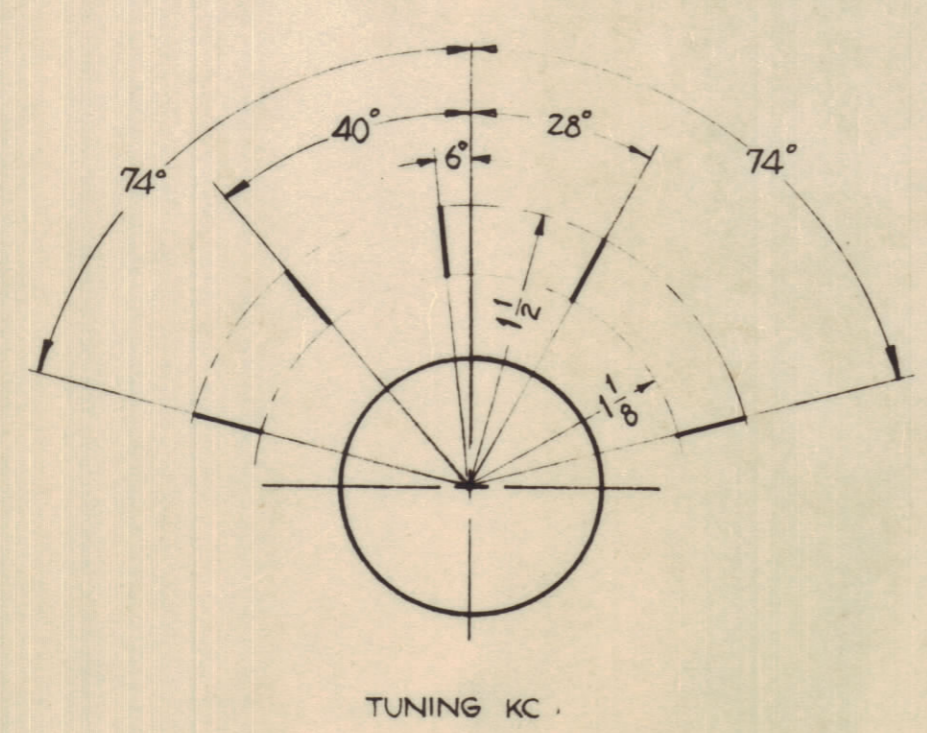
NOTICE TO PERSONS RECEIVING THIS DRAWING
 THE TECHNICAL MATERIEL CORPORATION claims proprietary right in the material disclosed herein. This drawing is issued in confidence for engineering information only and may not be reproduced or used to manufacture anything shown hereon without permission from THE TECHNICAL MATERIEL CORPORATION to the user. This drawing is loaned for mutual assistance and is subject to recall at any time.
 Property of:
 THE TECHNICAL MATERIEL CORPORATION
 MAMARONECK, NEW YORK



- UNLESS OTHERWISE SPECIFIED**
- 1~ ALL LINES TO BE WHITE FILLED EXCEPT WHERE OTHERWISE SPECIFIED.
 - 2~ ALL LETTER GROUPS TO BE CENTERED ON HOLES.
 - 3~ ENGRAVING TO BE GOTHIC WHITE FILLED. SIZES SHOWN ON CHART.
 - 4~ ALL ARROWHEADS TO BE WHITE FILLED.



HEIGHT OF LETTER	DEPTH OF STROKE	WIDTH OF STROKE
1/8	.010	.020
3/32	.010	.015
3/16	.010	.025
DOTS	.010	.1/4 Dia.
LINES	.010	.015
ARROWHEADS	.010	—



NOTE
 THIS DWG. FOR TEMPORARY USE UNTIL STOCK IS DEPLETED. FOR NEW ENGRAVING PRINT, USE DWG. NO. LD-765 SEE EMN# 2699

ISSUE	ZONE	DESCRIPTION	DATE	CH. NO.	DRAFTS	CHECKER	ENG. APP.
12-8		NOTE ADDED	8/1/60	2700			
A	C8	OUTPUT + INC RELOCATED	4/12/60				

TOLERANCES: DEC. DIM. ± 1/16, FRAC. DIM. ± 1/32, ANGULAR DIM. ± 1/16

SCALE: MAXIMUM ALLOWABLE TOLERANCES HAVE BEEN DETERMINED AND ANY DEVIATIONS WILL BE CAUSE FOR REJECTION. REMOVE ALL BURRS AND SHARP EDGES

REQ. PER UNIT	MODEL	SECTION	ASBY. NO.	DATE	FINISH & SPEC. NO.
1	CMO-1			3-8-60	8-A92

REQ. ITEM	PART NO.	DESCRIPTION	SYMBOL
		THE TECHNICAL MATERIEL CORP. MAMARONECK, NEW YORK	
		ENGRAVING, FRONT PANEL	
		CMO-1	
		DRAWN	ELEC. DES. APP. MECH. DES. APP.
		CHECKED	FINAL APPROVAL
		8-A92	LD-716