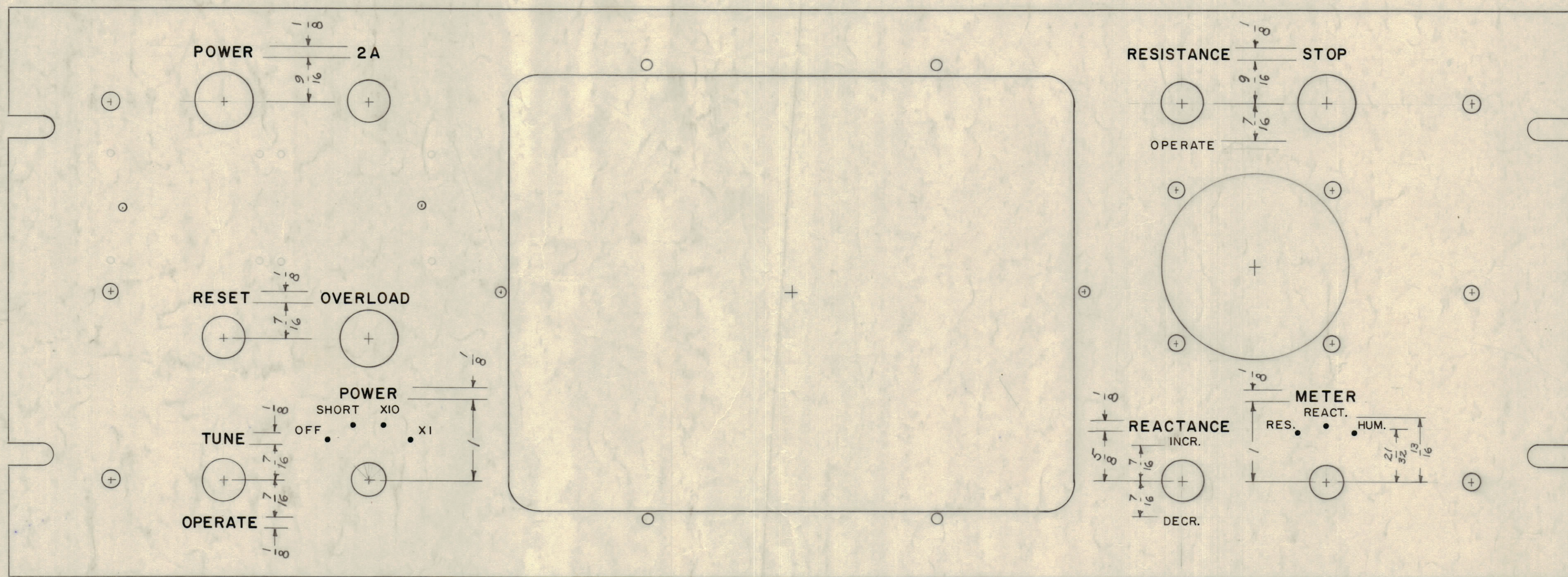
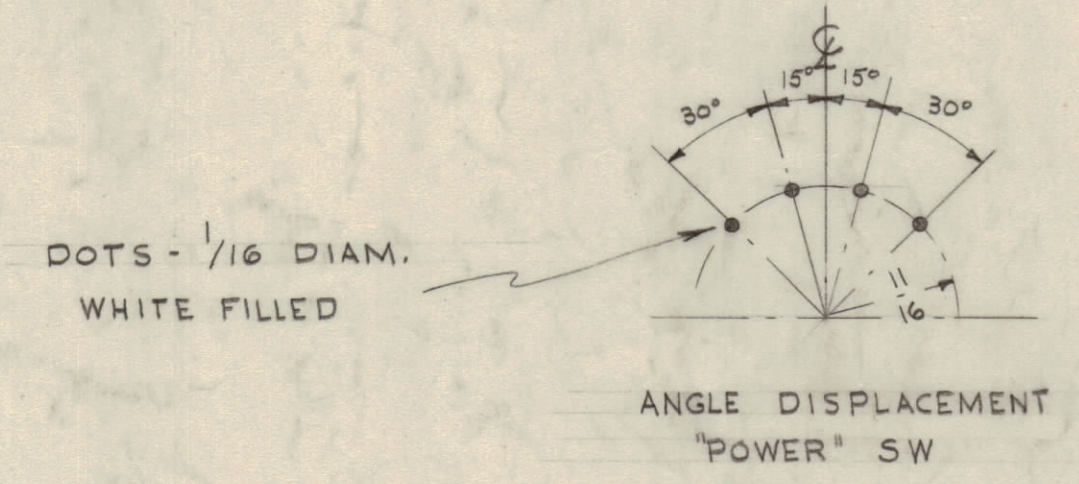


IF IT IS FOUND DESIRABLE TO CHANGE ANY TOLERANCE OR OTHER DETAIL SPECIFIED ON THIS DRAWING NOTIFY THE PURCHASER PROMPTLY.
 MAXIMUM ALLOWABLE TOLERANCES HAVE BEEN DETERMINED AND DEVIATIONS WILL BE CAUSE FOR REJECTION. REMOVE ALL BURRS AND SHARP EDGES

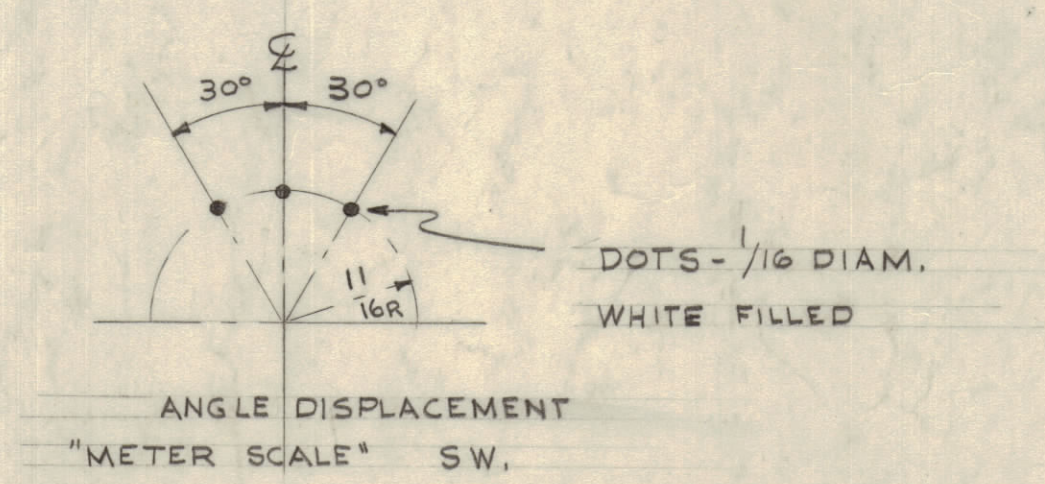


FRONT VIEW OF PANEL SHOWN
 (TO BE ENGRAVED)
 PER TMC SPEC - 5566



NOTES:
 ALL LETTERING TO BE 3/32" HIGH UNLESS OTHERWISE NOTED.
 ALL LETTERING TO BE BLACK FILLED GOTHIC.

LETTER HEIGHT	DEPTH OF STROKE	WIDTH OF STROKE
3/32	.010	.015
1/8	.010	.020



NOTICE TO PERSONS RECEIVING THIS DRAWING:
 THE TECHNICAL MATERIEL CORPORATION claims proprietary right in the material disclosed herein. This drawing is issued in confidence for engineering information only and may not be reproduced or used to manufacture anything shown hereon without permission from THE TECHNICAL MATERIEL CORPORATION. This drawing is loaned for instant assistance and is subject to recall at any time.
 Property of
 THE TECHNICAL MATERIEL CORPORATION
 MAMARONECK, NEW YORK

B	REVISE NP HOLES	8-17-58	21673	478	-	-	
A	SHEET NO #2 Added 4-7-51	4595	RU				
ISSUE	ITEM	CHANGED FROM	DATE	DN. NO.	DRAFTS	CHECKER	ENG. APP.
TOLERANCES		SCALE:					
ALL OTHERS	DEC. DIM. ±	DRILL PUNCH COMMERCIAL STOCK SIZES AND MANUFACTURERS TOLERANCES ARE NOT INCLUDED.					
	FRAC. DIM. ±						
	ANGULAR DIM. ±						

REF: MS-1751 MACHINING

REQ. ITEM	PART NO.	DESCRIPTION	SYMBOL
3/16		THE TECHNICAL MATERIEL CORP. MAMARONECK, NEW YORK	
ALUMINUM		ENGRAVING, FRONT PANEL	
MATERIAL	WEIGHT PER PC.	MODEL	MCU-2
2024-T3			
TYPE & TEMPER.		DRAWN	ELEC. DES. APP.
		CHECKED	MECH. DES. APP.
HEAT TREAT. SPEC.			
SEE NOTE			FINAL APPROVAL
			LD-538 B
			FINISH & SPEC. NO.

1	MCU-2	ATS-50 (10)	4-23-59	
REQ. PER UNIT	MODEL	PROJECT NO.	ASSY. NO.	DATE
				USED ON

LD-538 B