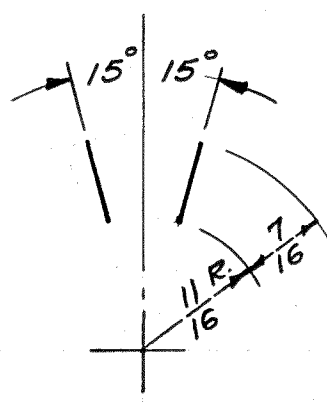
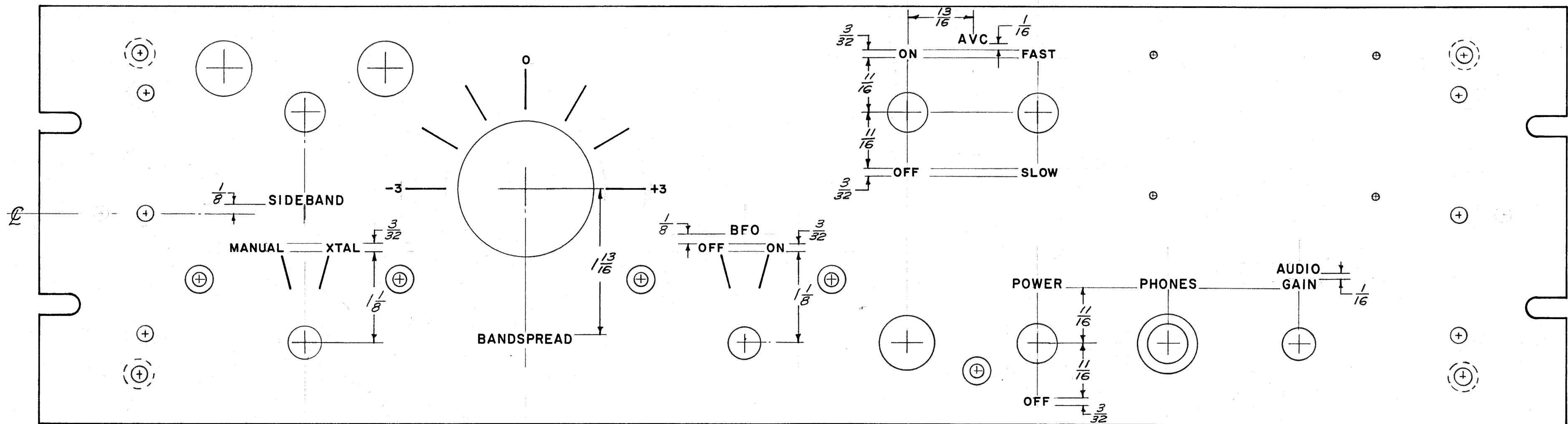
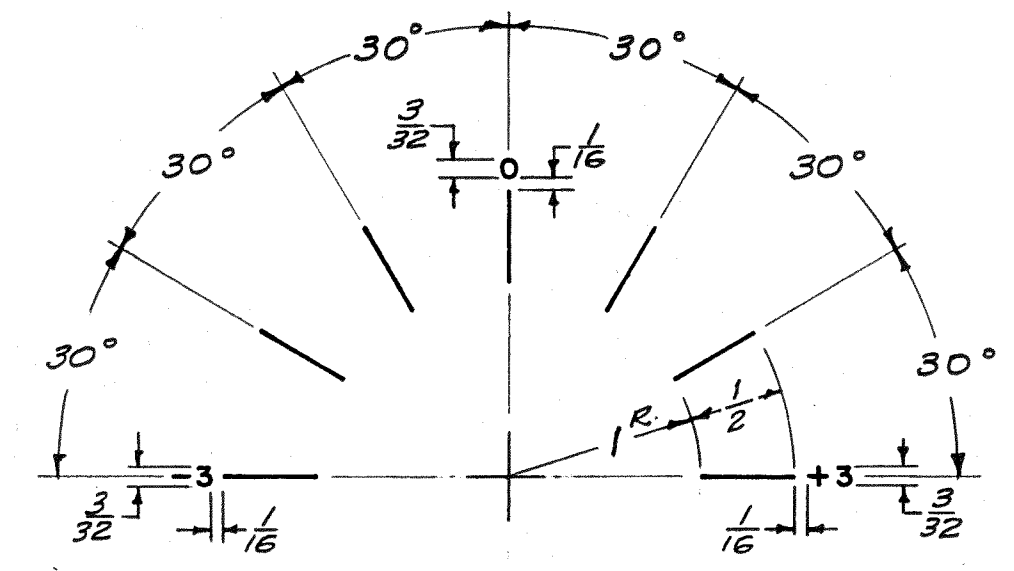


IF IT IS FOUND DESIRABLE TO CHANGE ANY TOLERANCE OR OTHER DETAIL SPECIFIED ON THIS DRAWING NOTIFY THE PURCHASER PROMPTLY.  
 MAXIMUM ALLOWABLE TOLERANCES HAVE BEEN DETERMINED AND DEVIATIONS WILL BE CAUSE FOR REJECTION. REMOVE ALL BURRS AND SHARP EDGES

NOTICE TO PERSONS RECEIVING THIS DRAWING  
 THE TECHNICAL MATERIEL CORPORATION claims proprietary right in the material disclosed herein. This drawing is issued in confidence for use as information only and may not be reproduced or used to manufacture anything shown herein without permission from THE TECHNICAL MATERIEL CORPORATION to the user. This drawing is loaned for mutual assistance and is subject to recall at any time.  
 Property of:  
 THE TECHNICAL MATERIEL CORPORATION  
 MAMARONECK, NEW YORK



ANGLE DISPLACEMENT  
 "SIDE BAND" & "BFO"



ANGLE DISPLACEMENT  
 "BANDSPREAD"

NOTE: ALL LETTERING TO BE 1/8 HIGH UNLESS OTHERWISE SPECIFIED AS 3/32.  
 ALL LETTERING TO BE WHITE FILLED GOTHIC TYPE.

LETTER HEIGHT	DEPTH OF STROKE	WIDTH OF STROKE
3/32	.010	.015
1/8	.010	.020

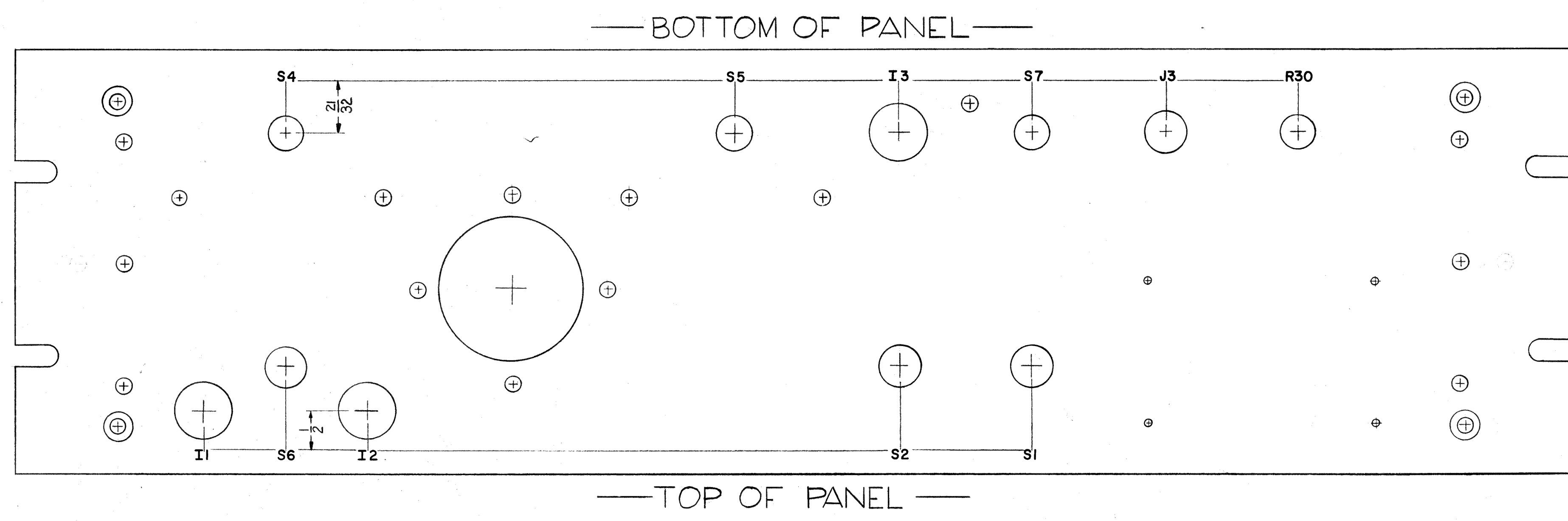
1	See Sheet 2 For Revision	12-11-61	6020	E.L.		
ISSUE	ITEM	CHANGED FROM	DATE	DN. NO. (DRAFTS)	CHECKER	ENG. APP.
TOLERANCES		SCALE: FULL				
ALL OTHERS	DEC. DIM. ± 1/64 FRAC. DIM. ± 1/64 ANGULAR DIM. ± .5°	DRILL, PUNCH, COMMERCIAL STOCK SIZES AND MANUFACTURERS TOLERANCES ARE NOT INCLUDED.				

1	MSR-4			9-11-58
REQ. PER UNIT	MODEL	PROJECT NO.	ASSY. NO.	DATE
USED ON				

REF-8MS-1334			
REQ. ITEM	PART NO.	DESCRIPTION	SYMBOL
//		THE TECHNICAL MATERIEL CORP. MAMARONECK, NEW YORK	
//		ENGRAVING, FRONT PANEL	
//		SHEET-1 OF 2	
//		9-11-58	
//		TYPE & TEMPER	
//		HEAT TREAT. SPEC.	
//		FINISH & SPEC. NO.	
		DRAWN	MECH. DES. APP.
		CHECKED	FINAL APPROVAL
			LD-448 A

LD-448 A

**NOTICE TO PERSONS RECEIVING THIS DRAWING**  
 THE TECHNICAL MATERIEL CORPORATION claims  
 proprietary right in the material disclosed hereon.  
 This drawing is issued in confidence for engineering  
 information only and may not be reproduced or used  
 to manufacture anything shown hereon without per-  
 mission from THE TECHNICAL MATERIEL CORPORA-  
 TION to the user. This drawing is loaned for mutual  
 assistance and is subject to recall at any time.  
 Property of:  
 THE TECHNICAL MATERIEL CORPORATION  
 MAMARONECK, NEW YORK



MARKING PROCESS: AS PER T.M.C SPECIFICATION S-727  
 LETTERING TO BE  $\frac{1}{8}$ " HIGH BLACK GOTHIC

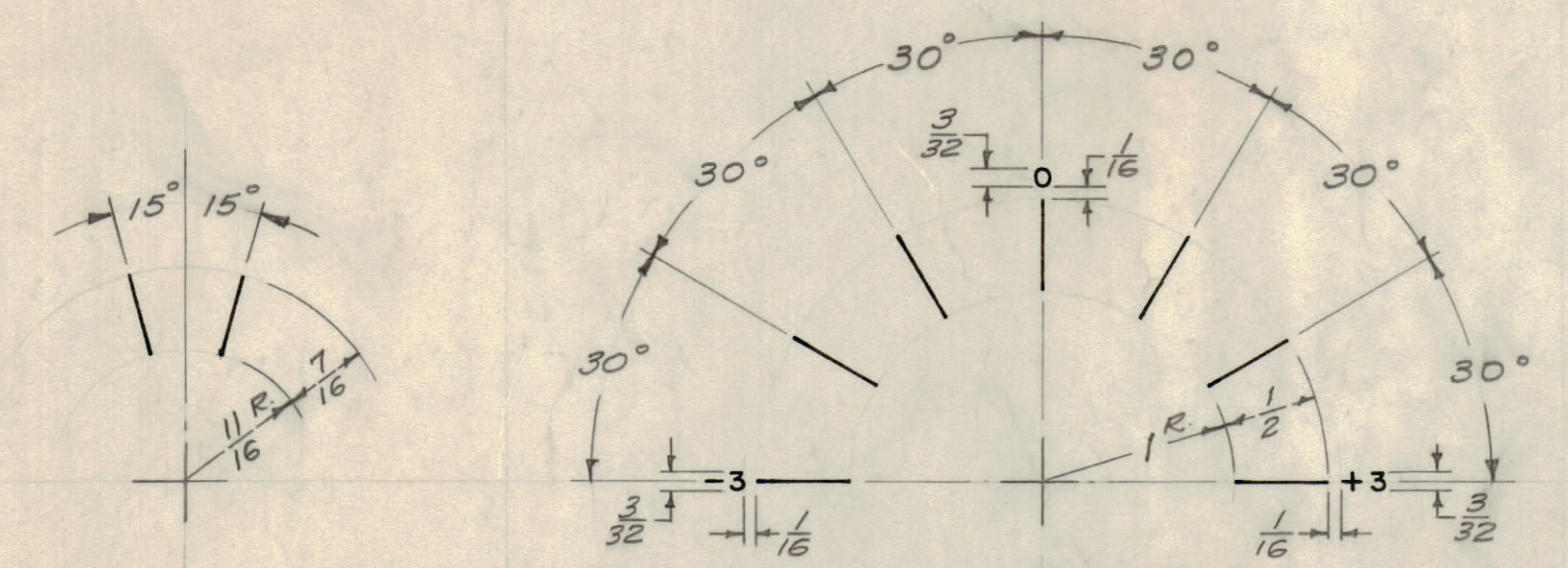
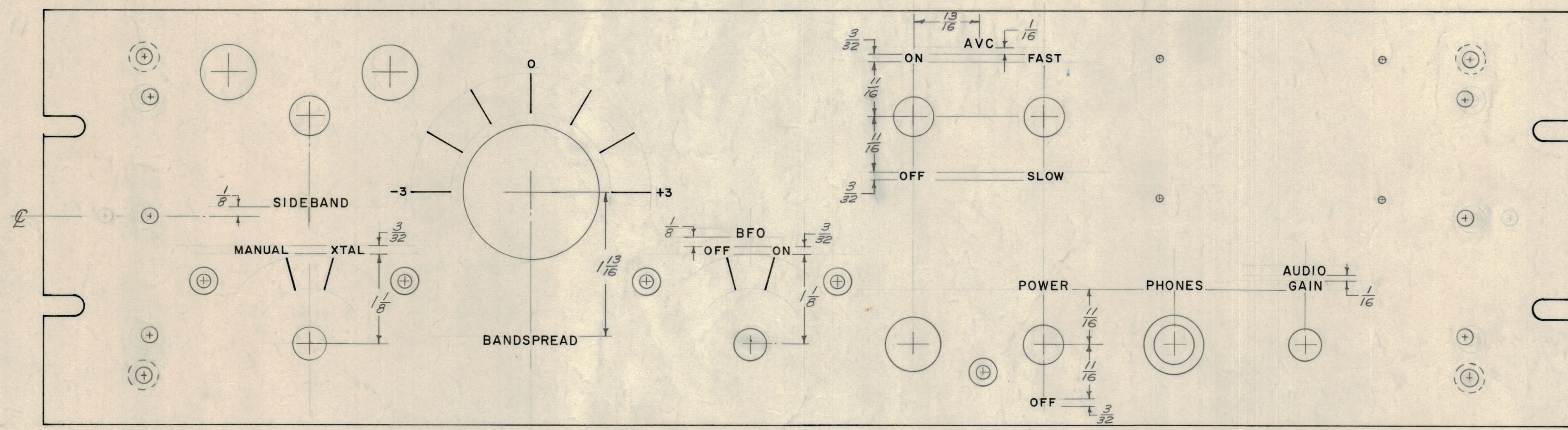
LD-448 A

SYM	ZONE	DESCRIPTION	DATE	CH. NO.	DRAFTS	CHECKER	ENG. APP.
A		Sheet 2, Lettering, Rear, Front Panel Added	12-11-61	6020	W.L.	W.L.	W.L.
UNLESS OTHERWISE SPECIFIED:			SCALE				
DIMENSIONS ARE IN INCHES			MAXIMUM ALLOWABLE TOLERANCES HAVE BEEN DETERMINED AND ANY DEVIATIONS WILL BE CAUSE FOR REJECTION. REMOVE ALL BURRS & SHARP EDGES				
TOLERANCES ON							
FRACTIONS $\pm 1/64$			DECIMALS $\pm .005$				
ANGLES $\pm 1/2^\circ$							

REQ. ITEM	PART NO.	DESCRIPTION	SYMBOL
		THE TECHNICAL MATERIEL CORP. MAMARONECK, NEW YORK	
		LETTERING, REAR, FRONT PANEL	
		G.G. RUIZZO	SDM
		DRAWN CHECKED	FINAL APPROVAL
		LD-448	A
		ELEC. DES. APP. MECH. DES. APP.	SHEET 2 OF 2

IF IT IS FOUND DESIRABLE TO CHANGE ANY TOLERANCE OR OTHER DETAIL SPECIFIED ON THIS DRAWING NOTIFY THE PURCHASER PROMPTLY.  
 MAXIMUM ALLOWABLE TOLERANCES HAVE BEEN DETERMINED AND DEVIATIONS WILL BE CAUSE FOR REJECTION.  
 REMOVE ALL BURRS AND SHARP EDGES

NOTICE TO PERSONS RECEIVING THIS DRAWING  
 THE TECHNICAL MATERIEL CORPORATION claims proprietary right in the material disclosed hereon. This drawing is issued in confidence for engineering information only and may not be reproduced or used to manufacture anything shown hereon without permission from THE TECHNICAL MATERIEL CORPORATION to the user. This drawing is loaned for mutual assistance and is subject to recall at any time.  
 Property of:  
 THE TECHNICAL MATERIEL CORPORATION  
 MAMARONECK, NEW YORK



NOTE: ALL LETTERING TO BE 1/8 HIGH UNLESS OTHERWISE SPECIFIED AS 3/32.  
 ALL LETTERING TO BE WHITE FILLED GOTHIC TYPE.

LETTER HEIGHT	DEPTH OF STROKE	WIDTH OF STROKE
3/32	.010	.015
1/8	.010	.020

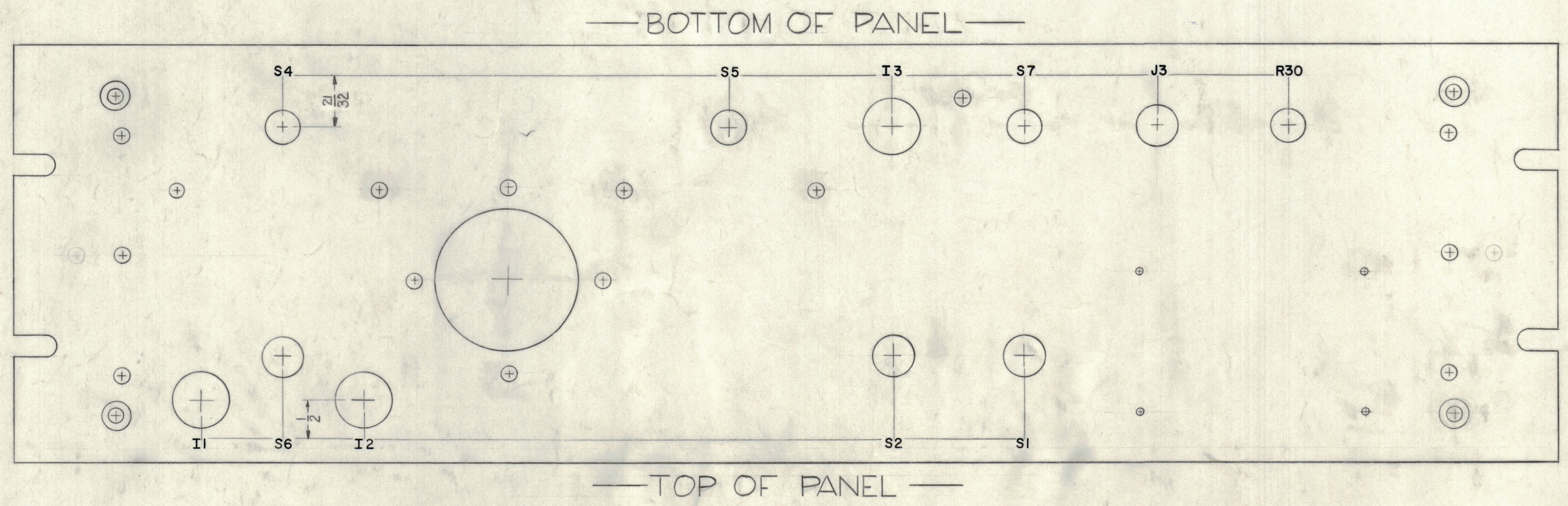
1	See Sheet 2 For Revision	12-11-61	6020	EL	1/1		
ISSUE	ITEM	CHANGED FROM	DATE	CN. NO.	DRAFTS	CHECKER	ENG. APP.
TOLERANCES			SCALE: FULL				
ALL OTHERS	DEC. DIM. ± 1/64 FRAC. DIM. ± 1/64 ANGULAR DIM. ± .5°	DRILL, PUNCH, COMMERCIAL STOCK SIZES AND MANUFACTURERS TOLERANCES ARE NOT INCLUDED.					

1	MSR-4			9-11-58
REQ PER UNIT	MODEL	PROJECT NO.	ASSY. NO.	DATE
USED ON				

REF-8MS-1334			
REQ. ITEM	PART NO.	DESCRIPTION	SYMBOL
ff		THE TECHNICAL MATERIEL CORP. MAMARONECK, NEW YORK	
ff		ENGRAVING, FRONT PANEL	
ff		SHEET-1 OF 2	
ff		9-11-58	
ff		DRAWN	
ff		ELEC. DES. APP.	
ff		MECH. DES. APP.	
ff		CHECKED	
ff		FINAL APPROVAL	
FINISH & SPEC. NO.			LD-448

LD-448

**NOTICE TO PERSONS RECEIVING THIS DRAWING**  
 THE TECHNICAL MATERIEL CORPORATION claims proprietary right in the material disclosed hereon. This drawing is issued in confidence for engineering information only and may not be reproduced or used to manufacture anything shown hereon without permission from THE TECHNICAL MATERIEL CORPORATION to the user. This drawing is loaned for mutual assistance and is subject to recall at any time.  
 Property of:  
 THE TECHNICAL MATERIEL CORPORATION  
 MAMARONECK, NEW YORK



MARKING PROCESS: AS PER TMC SPECIFICATION S-727  
 LETTERING TO BE  $\frac{1}{8}$ " HIGH BLACK GOTHIC

LD-448 A

SYM	ZONE	DESCRIPTION	DATE	CH. NO.	DRAFTS	CHECKER	ENG. APP.
A		Sheet 2, Lettering, Rear Front Panel Added	12-11-61	6020	W.S.	[Signature]	[Signature]

UNLESS OTHERWISE SPECIFIED:  
 DIMENSIONS ARE IN INCHES  
 TOLERANCES ON  
 FRACTIONS  $\pm 1/64$     DECIMALS  $\pm .005$     ANGLES  $\pm 1/2^\circ$

SCALE  
 MAXIMUM ALLOWABLE TOLERANCES HAVE BEEN DETERMINED AND ANY DEVIATIONS WILL BE CAUSE FOR REJECTION. REMOVE ALL BURRS & SHARP EDGES

REQ. PER UNIT	1	MSR-4	SECTION	ASBY. NO.	DATE	12-11-61
USED ON						

REQ. ITEM	PART NO.	DESCRIPTION	SYMBOL
		THE TECHNICAL MATERIEL CORP. MAMARONECK, NEW YORK	
		LETTERING, REAR, FRONT PANEL	
		G.G.	RUZZO
		LD-448	A

DEFIANCE NO. 1020 94552