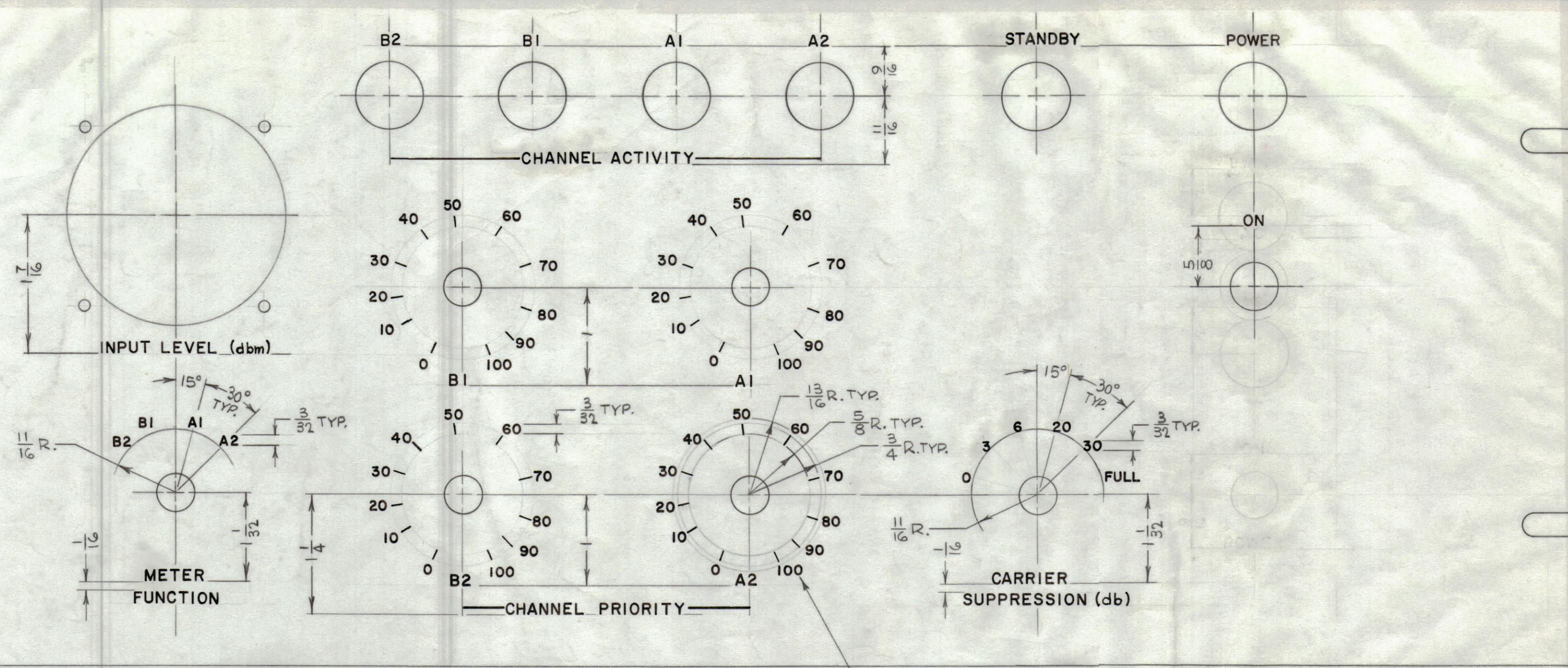


REVISIONS						
ZONE	SYM	DESCRIPTION	DATE	E.M.N. NO.	DRAFT	CHKD
	X1	Redrawn (formerly 5013-18)	4-6-65	X1	HLS	
	X2	"POWER" WAS "BATT"; "ON" WAS "AC"; ADD SH. 1 OF 2	4-26-65	X2	HLS	
	Ø	ORIGINAL RELEASE FOR PROD	3-31-66	Ø		



MARK TMC PART NO. 1/8 HIGH BLACK  
GOTHIC AS PER TMC SPEC. 5-727,  
ON REAR OF PANEL (SEE LD1784-SHEET 2 OF 2)

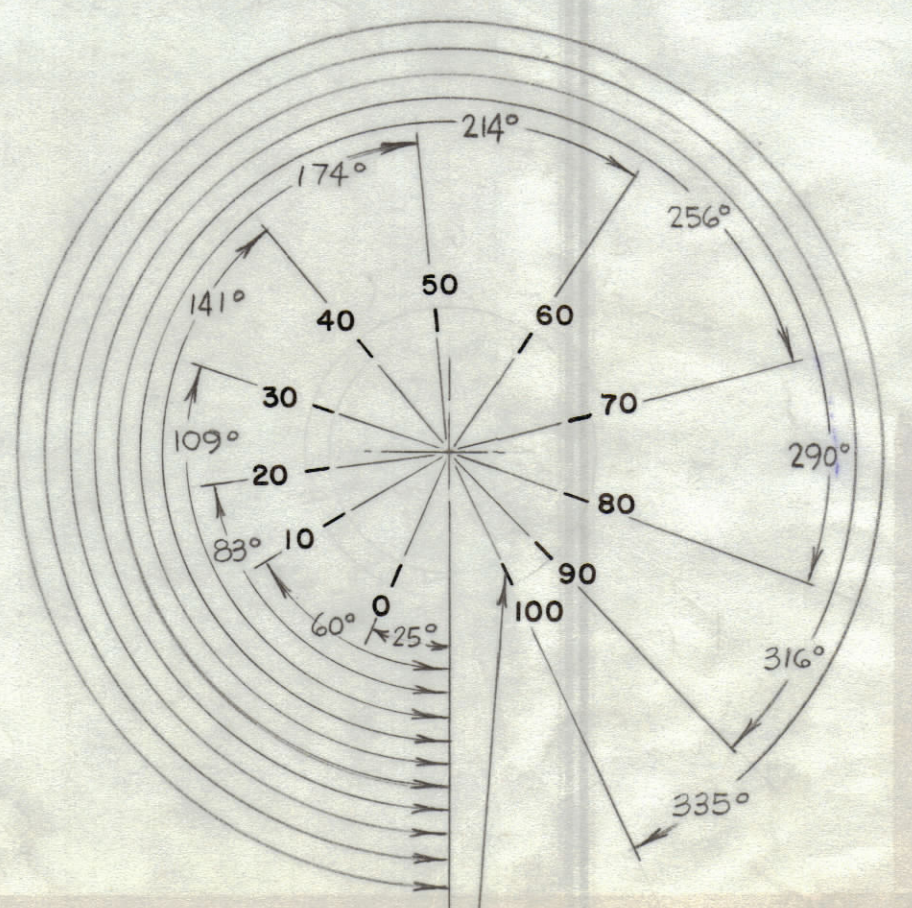
FRONT VIEW OF PANEL SHOWN

SEE DETAIL "A" FOR  
PLACEMENT OF MARKINGS

UNLESS OTHERWISE SPECIFIED:

- 1- ALL LETTERING TO BE 1/8 HIGH GOTHIC WHITE FILLED.
- 2- ALL LINES TO BE WHITE FILLED.
- 3- ALL LETTER GROUPS TO BE CENTERED ON HOLES.
- 4- ENGRAVING PROCESS AS PER TMC SPEC. 5-566.

HEIGHT OF LETTERS	DEPTH OF STROKE	WIDTH OF STROKE
3/32	.010	.010
1/8	.010	.020
LINES	.010	.015



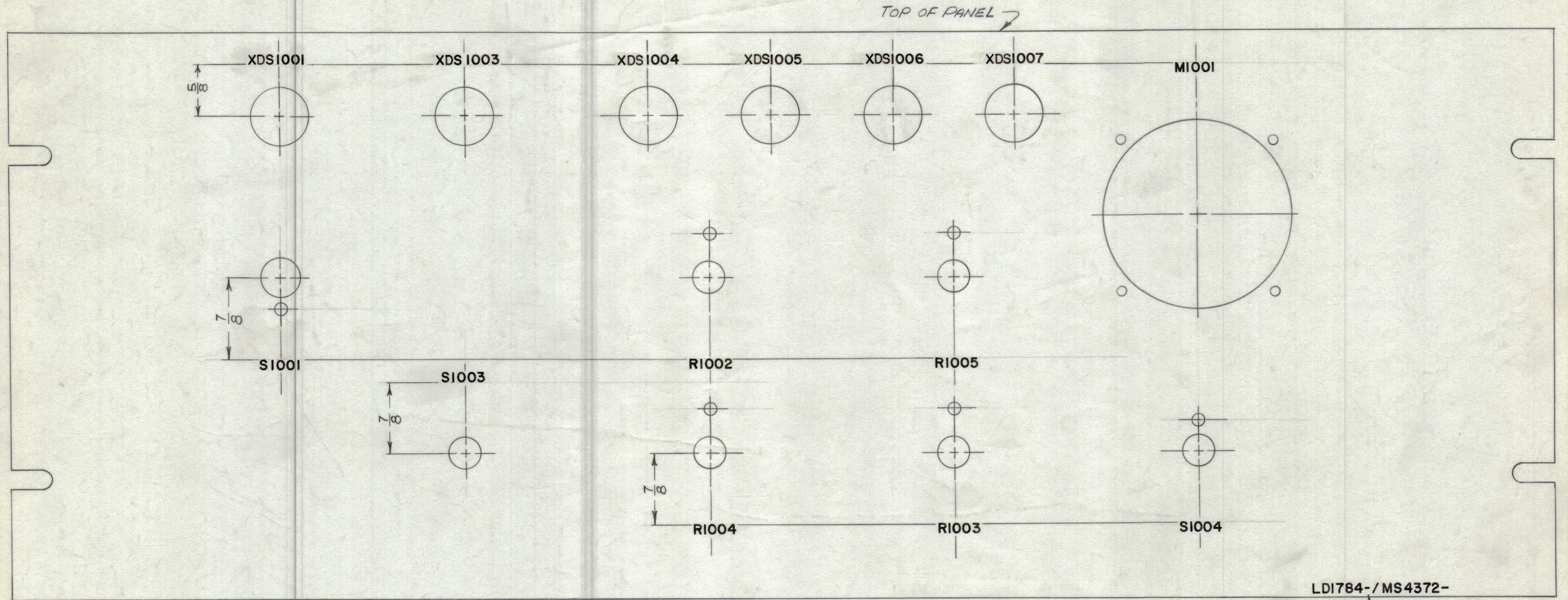
DETAIL "A"  
(TYP. 4 PLACES)

REF.: MS4372

REQ'D.	ITEM	PART NUMBER	DESCRIPTION	SYMBOL
LIST OF MATERIAL FORMERLY 5013-18				
MATERIAL		THE TECHNICAL MATERIEL CORP. MAMARONECK, NEW YORK		
FINISH		TITLE MARKING, PANEL, FRONT (EXTERIOR)		
Q'TY./UNIT	MODEL USED ON	ASS'Y. NO.	DRAWN	DATE
SCALE	CODE		H. AUSTIN	4-6-65
UNLESS OTHERWISE SPECIFIED DIMENSIONS ARE IN INCHES AND INCLUDE CHEMICALLY APPLIED OR PLATED FINISHES			CHECKED	DATE
				3-31-66
DECIMALS .X ± .05 .XX ± .01 .XXX ± .005			ELECT. DES.	DATE
				3-31-66
FRACTIONS ± 1/64 ANGLES ± 0° 30'			MECH. DES.	DATE
THE CONTENTS OF THIS DRAWING ARE THE EXCLUSIVE PROPERTY OF THE TECHNICAL MATERIEL CORP. ITS UNAUTHORIZED USE OR REPRODUCTION IN WHOLE OR IN PART IS STRICTLY FORBIDDEN.			LD1784	
			SHEET 1 OF 2	
			REV. LTR.	

NOTES

REVISIONS					
ZONE	SYM	DESCRIPTION	DATE	E.M.N. NO.	APPD
		ORIGINAL RELEASE FOR PROD	3/31/66		JLH



REAR VIEW OF PANEL SHOWN

MARK TMC PART NO. W/LATEST REV. LETTER

LD1784-MS4372-

MARKING PROCESS: AS PER TMC SPECIFICATION S-727.  
 LETTERING: 1/8 HIGH BLACK GOTHIC, LOCATED AS SHOWN.

REF.: MS4372

REQ'D.	ITEM	PART NUMBER	DESCRIPTION	SYMBOL
ZETENA LIST OF MATERIAL				
MATERIAL		THE TECHNICAL MATERIEL CORP. MAMARONECK, NEW YORK		
FINISH		TITLE MARKING, PANEL, FRONT (INTERIOR)		
UNLESS OTHERWISE SPECIFIED DIMENSIONS ARE IN INCHES AND INCLUDE CHEMICALLY APPLIED OR PLATED FINISHES		DRAWN H. AUSTIN	DATE 5-6-65	FINAL APPROVAL JLH
		CHECKED JLH	DATE 3-31-66	DATE 3/31/66
DECIMALS .X ± .05 .XX ± .01 .XXX ± .005		FRACTIONS ± 1/64 ANGLES ± 0° 30'		DATE 3-31-66
TOLERANCES		ELECT. DES. MUB		MECH. DES. MUB
		DATE 3-31-66		DATE 3-31-66
		SHEET 2 OF 2		REV. LTR.

Q'TY./UNIT	MODEL USED ON	ASS'Y. NO.
SCALE 1:1	CMRA-1 CODE	

THE CONTENTS OF THIS DRAWING ARE THE EXCLUSIVE PROPERTY OF THE TECHNICAL MATERIEL CORP. ITS UNAUTHORIZED USE OR REPRODUCTION IN WHOLE OR IN PART IS STRICTLY FORBIDDEN.

NOTES

LD1784