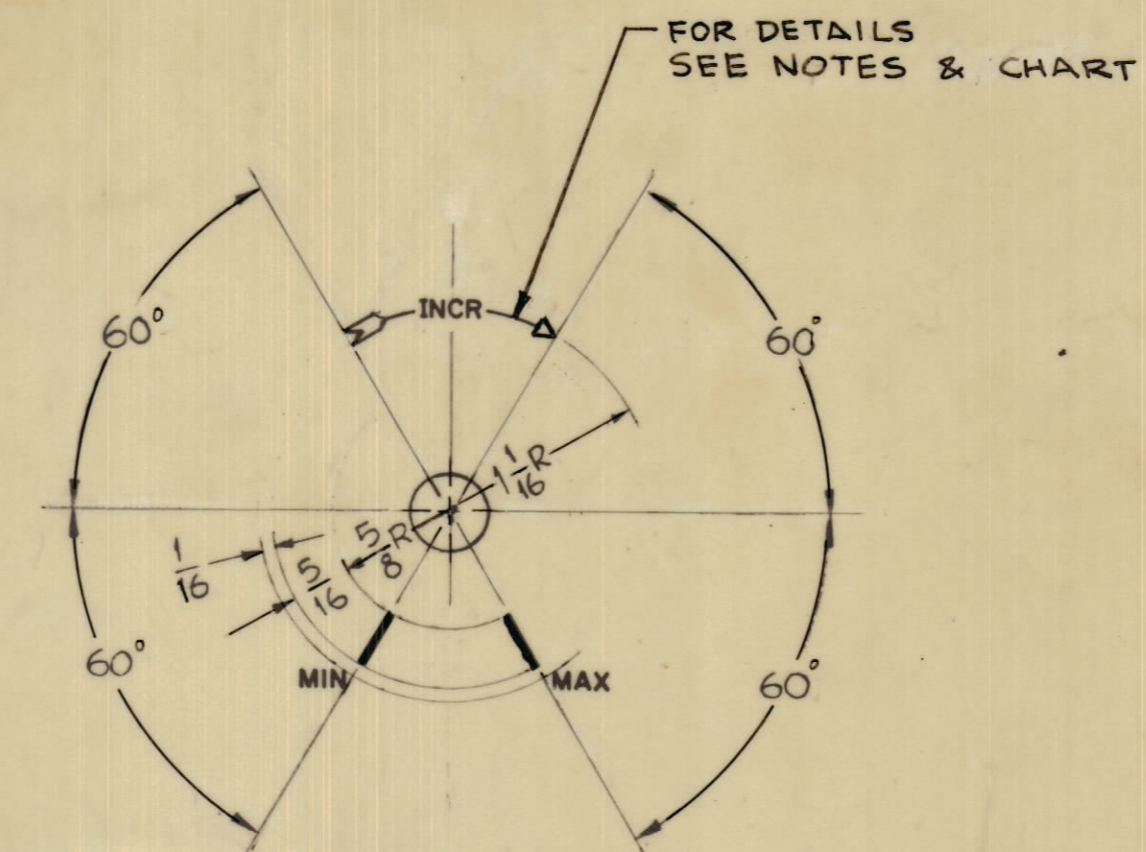
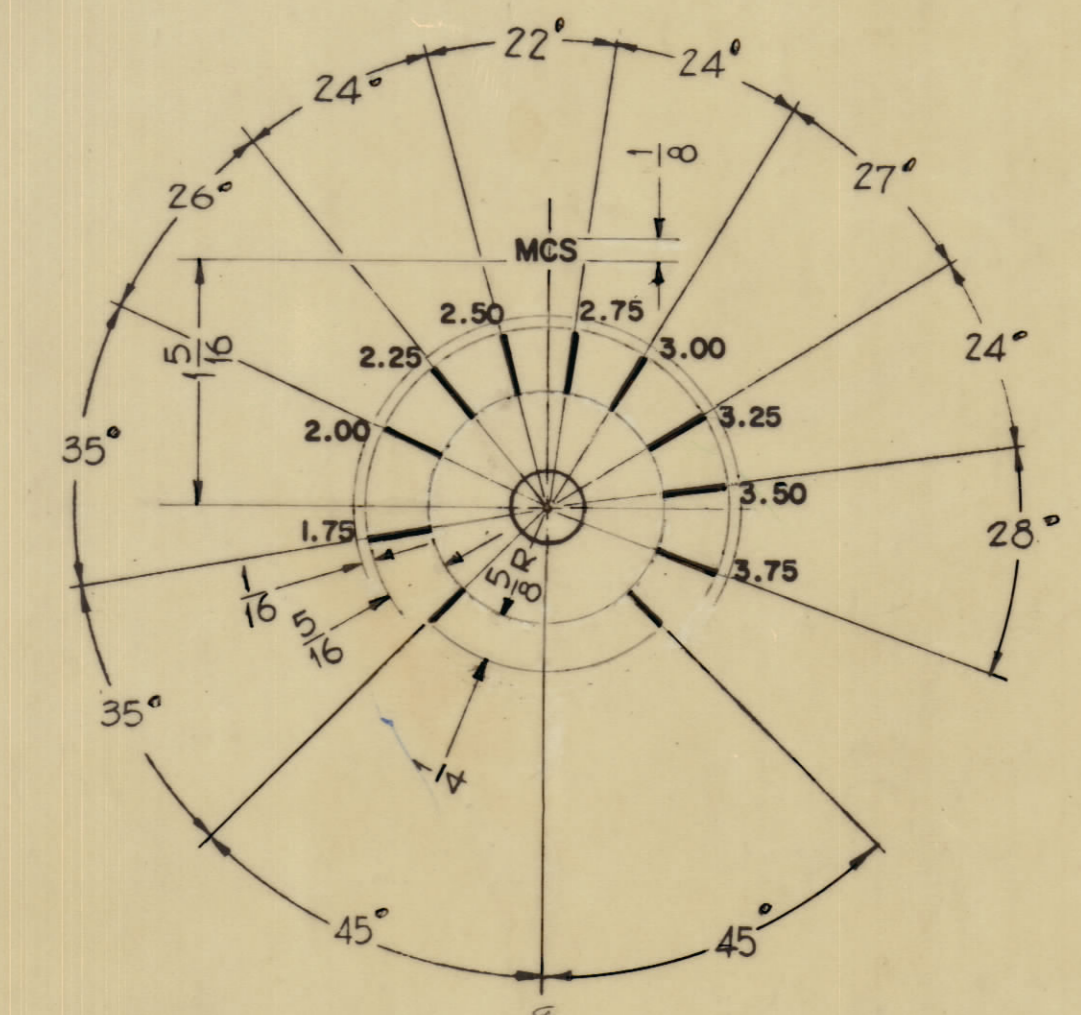
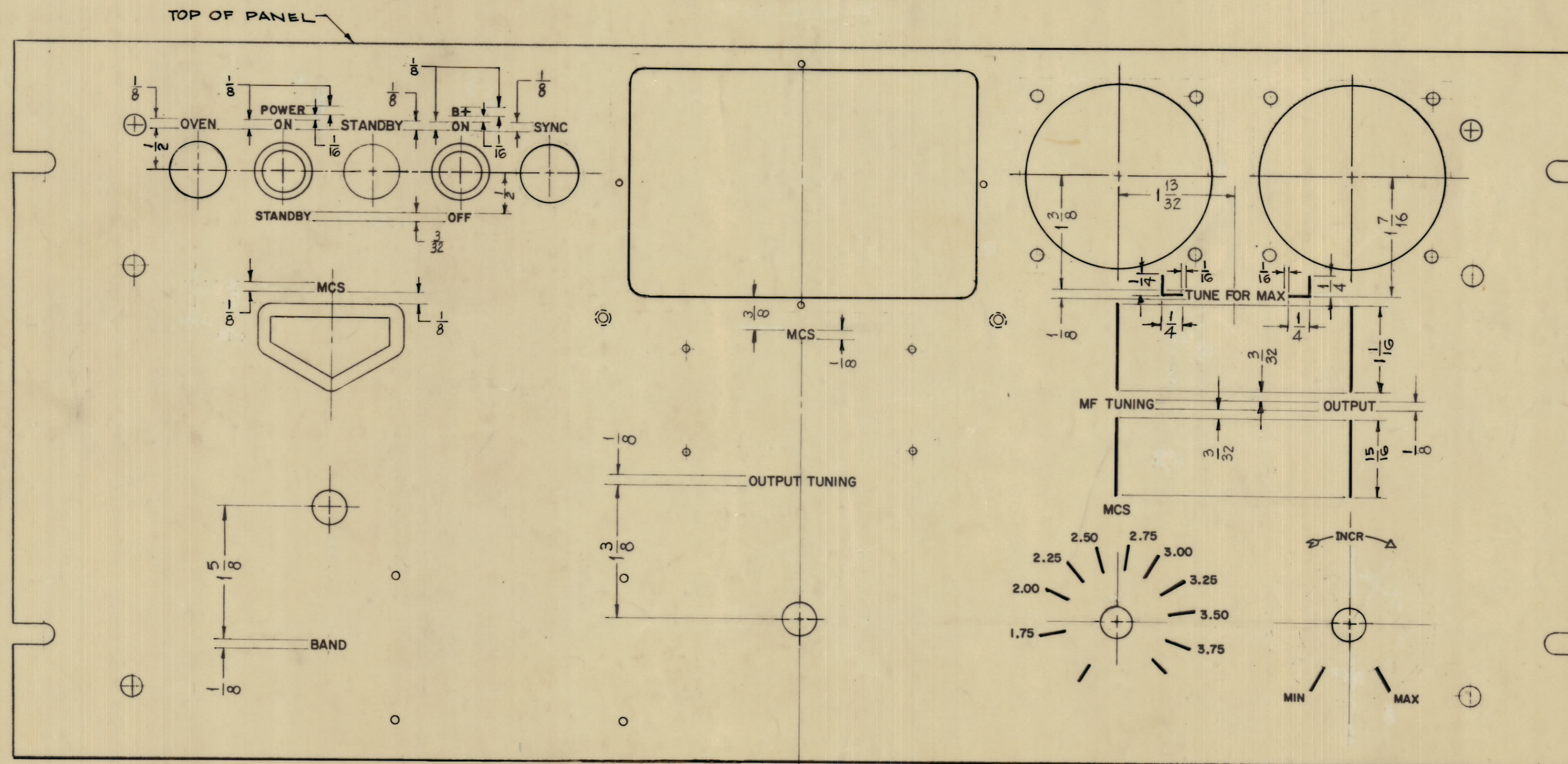


IF IT IS FOUND DESIRABLE TO CHANGE ANY TOLERANCE OR OTHER DETAIL SPECIFIED ON THIS DRAWING NOTIFY THE PURCHASER PROMPTLY.
 MAXIMUM ALLOWABLE TOLERANCES HAVE BEEN DETERMINED AND DEVIATIONS WILL BE CAUSE FOR REJECTION. REMOVE ALL BURRS AND SHARP EDGES



ALL LETTERING IN THIS DETAIL $\frac{3}{32}$ HIGH
 "MIN" & "MAX" TO BE LOCATED ON RADIUS AND ANGLE LINES AS SHOWN.


FRONT VIEW OF PANEL SHOWN



ALL LETTERING IN THIS DETAIL $\frac{3}{32}$ EXCEPT MAIN TITLE (MCS) AS SPECIFIED.
 NUMERAL GROUPS TO BE LOCATED ON RADIUS AND ANGLE LINES AS SHOWN.

NOTES:

1. ENGRAVING TO BE GOTHIC, WHITE FILLED, SIZES SHOWN ON CHART.
2. ALL LINES TO BE WHITE FILLED.
3. ALL LETTERING TO BE WHITE FILLED.
4. ARROWHEAD TO BE AS SHOWN
5. ARROWHEAD AND TAIL TO BE WHITE FILLED AS SHOWN.
6. ALL LETTERING AND NUMERAL GROUPS TO BE CENTERED ON HOLES, UNLESS OTHERWISE SPECIFIED.



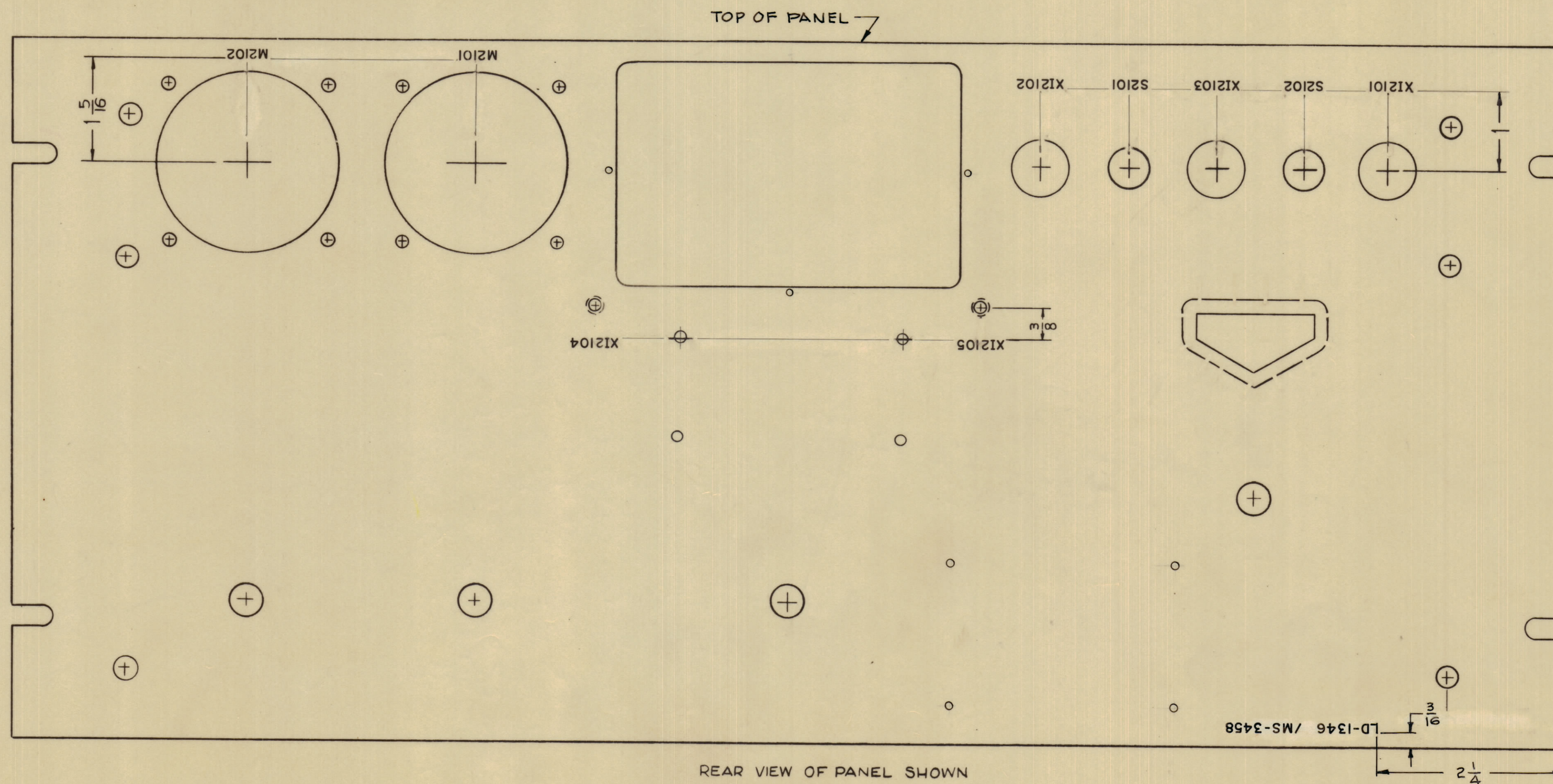
HEIGHT OF LETTER	DEPTH OF STROKE	WIDTH OF STROKE
$\frac{3}{32}$.010	.015
$\frac{1}{8}$.010	.020
LINES	.010	.015
ARROWHEADS & TAILS	.010	.015

REV	DATE	BY	CHKD	APP
A	7-22-64	11857		
TOLERANCES				
SCALE: NONE				
DRILL PUNCH COMMERCIAL STOCK SIZES AND MANUFACTURERS TOLERANCES ARE NOT INCLUDED.				

1	CHG-2A	PROJECT NO.	8-19-63
REQ PER UNIT	MODEL	APPY. NO.	DATE
USED ON			

REF. MS-3458			
REQ. ITEM	PART NO.	DESCRIPTION	SYMBOL
THE TECHNICAL MATERIEL CORP. MAMARONECK, NEW YORK			
MARKING, FRONT PANEL			
MARKING METHOD: ENGRAVING			
DRAWN: [Signature] CHECKED: [Signature] ILEC. DES. APP. [Signature] MGMT. DES. APP. [Signature]			
HEAT TREAT. SPEC.			
FINISH & SPEC. NO.			
FINAL APPROVAL: [Signature] LD-1346 A SHEET 1 OF 2			

LD-1346 A SHEET 1 OF 2



REAR VIEW OF PANEL SHOWN

ALL LETTERING TO BE 1/8 HIGH BLACK GOTHIC,
 CENTERED ON HOLES UNLESS OTHERWISE SPECIFIED.
 MARKING PROCESS AS PER TMC SPEC S-727.

LD-1346
 SHEET 2 OF 2
 A

DATE	CH. NO.	DRAFTS	CHECKER	ENG. APP.
7.22.64	11857	LSB		
UNLESS OTHERWISE SPECIFIED:				
SCALE NONE				
DIMENSIONS ARE IN INCHES				
TOLERANCES ON				
FRACTIONS ± 1/64 DECIMALS ± .005 ANGLES ± 1/2°				
MAXIMUM ALLOWABLE TOLERANCES HAVE BEEN DETERMINED AND ANY DEVIATIONS WILL BE CAUSE FOR REJECTION. REMOVE ALL BURRS & SHARP EDGES				

REF: MS-3458

REQ. ITEM	PART NO.	DESCRIPTION	SYMBOL
	KRUY	THE TECHNICAL MATERIEL CORP. MAMARONECK, NEW YORK	
MARKING, FRONT PANEL			
MARKING METHOD: PER TMC 727			
DRAWN	CHECKED	FINAL APPROVAL	
	TAK	LD-1346 A	
FINISH & SPEC. NO.		SHEET 2 OF 2	

REQ. PER UNIT	MODEL	SECTION	ASSY. NO.	DATE
1	CHG-2A		B-49-63	
USED ON				