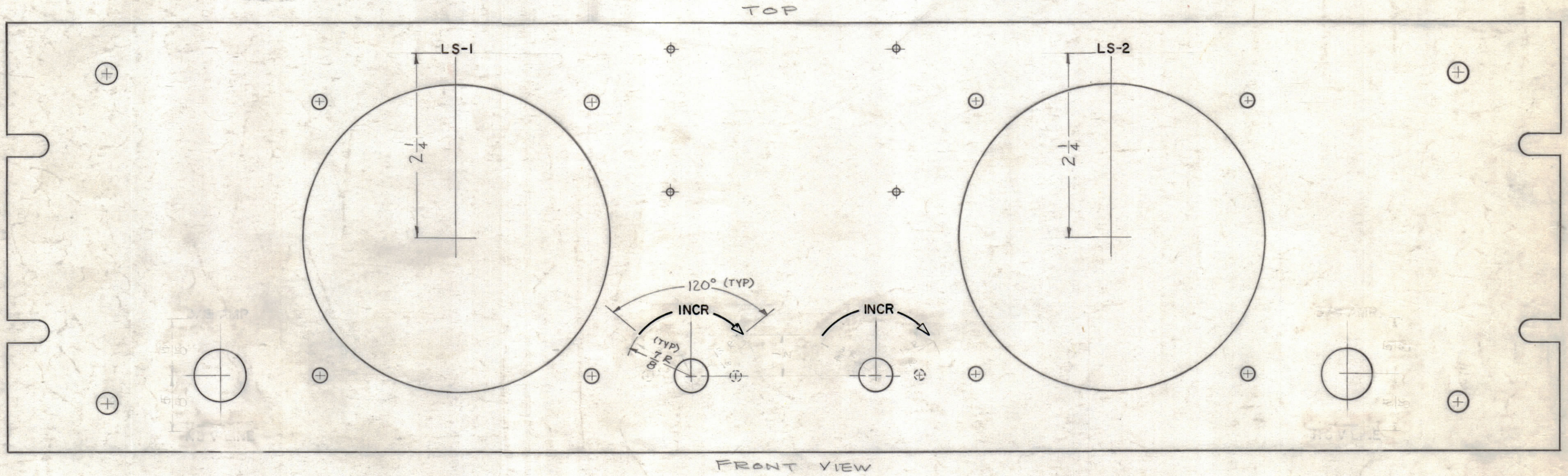
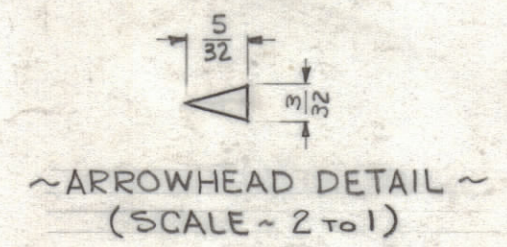


REVISIONS						
ZONE	SYM	DESCRIPTION	DATE	E.M.N. NO.	DRAFT	CHKD APPD
D6,1	A	ENGRAVING, 3/8 AMP WAS 1/16 AMP (2 PLACES)	1-22-63	8053		
D2,6	B	3/8 AMP "8" INSV LINE" DELE. (2 PL.)	4-2-65	13767		



- ~UNLESS OTHERWISE SPECIFIED~
- 1~ ALL ENGRAVING TO BE 1/8 HIGH, GOTHIC WHITE FILLED (SEE CHART)
 - 2~ ALL ARROWHEADS 3/32 x 5/32 WHITE OUTLINED FILLED (SEE DETAIL)
 - 3~ ALL LINES TO BE WHITE FILLED.
 - 4~ ALL LETTER GROUPS TO BE CENTERED ON HOLES.

LETTER HEIGHT	DEPTH OF STROKE	WIDTH OF STROKE
1/8	.010	.020
ARROWHEADS	.010	.015
SOLID LINES	.010	.015



REFMS-3067(4)

REQ'D.	ITEM	PART NUMBER	DESCRIPTION	SYMBOL
J. STRUMER LIST OF MATERIAL				
MATERIAL		THE TECHNICAL MATERIEL CORP. MAMARONECK, NEW YORK		
FINISH		TITLE ENGRAVING & LETTERING, FRONT PANEL (ENGRAVING)		
UNLESS OTHERWISE SPECIFIED DIMENSIONS ARE IN INCHES AND INCLUDE CHEMICALLY APPLIED OR PLATED FINISHES		DRAWN 12-14-62	DATE 12-14-62	FINAL APPROVAL BP
DECIMALS .X ± .05 .XX ± .01 .XXX ± .005		CHECKED 12-17-62	DATE 12-17-62	DATE 12-17-62
FRACTIONS ± 1/64 ANGLES ± 0° 30'		ELECT. DES. MECH. DES.	DATE 12-11-62	DATE 12-11-62
TOLERANCES		LD-1175		B
		SHEET 1 OF 2		REV. LTR.

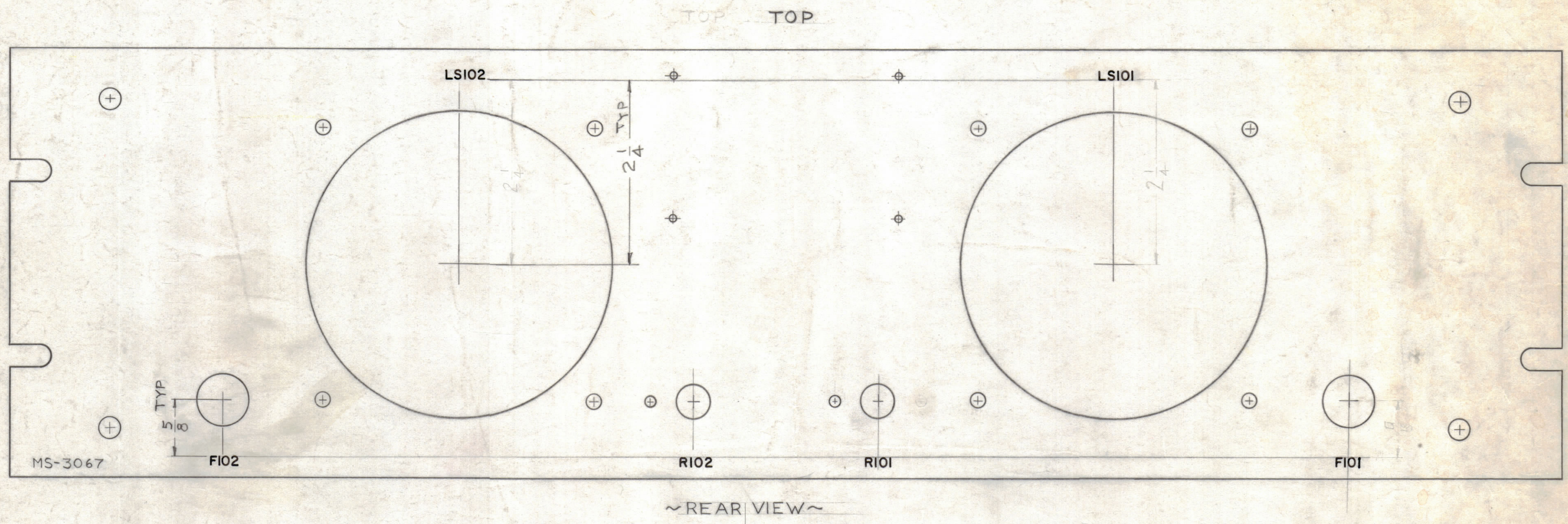
Q'TY./UNIT	MODEL USED ON	ASS'Y. NO.
1	BSP-2	
SCALE 1 to 1 # NOTED	CODE	
THE CONTENTS OF THIS DRAWING ARE THE EXCLUSIVE PROPERTY OF THE TECHNICAL MATERIEL CORP. ITS UNAUTHORIZED USE OR REPRODUCTION IN WHOLE OR IN PART IS STRICTLY FORBIDDEN.		

NOTES

LD-1175 B

7 6 5 4 3 2 1

REVISIONS					
ZONE	SYM	DESCRIPTION	DATE	E.M.N. NO.	APPD.
-	A	SEE SHEET 1 OF 2, REVISION "A"	1-22-63	8053	<i>[Signature]</i>
-	B	SEE SHEET 1 OF 2, REV. "B"	4-2-65	13767	<i>[Signature]</i>



~UNLESS OTHERWISE SPECIFIED~
 MARKING PROCESS: AS PER TMC SPECIFICATION S-727
 ALL LETTERING 1/8 HIGH, BLACK GOTHIC
 ALL LETTER GROUPS TO BE CENTERED ON HOLES.

LD-1175 B

REF: MS-3067 (4)

REQ'D.	ITEM	PART NUMBER	DESCRIPTION	SYMBOL
J. STRUMER LIST OF MATERIAL				
MATERIAL		THE TECHNICAL MATERIEL CORP. MAMARONECK, NEW YORK		
FINISH		TITLE LETTERING, REAR OF FRONT PANEL		
UNLESS OTHERWISE SPECIFIED DIMENSIONS ARE IN INCHES AND INCLUDE CHEMICALLY APPLIED OR PLATED FINISHES		DRAWN <i>[Signature]</i>	DATE 12-15-62	FINAL APPROVAL <i>[Signature]</i>
DECIMALS X ± .05 XX ± .01 XXX ± .005		TOLERANCES	DATE 12-17-62	DATE 12-18-62
FRACTIONS ± 1/64 ANGLES ± 0° 30'		ELECT. DES. <i>[Signature]</i>	DATE 12-18-62	DATE 12-18-62
MECH. DES. <i>[Signature]</i>		DATE 12-18-62		DATE 12-18-62
			SHEET 2 OF 2	REV. LTR.

QTY./UNIT	MODEL USED ON	ASSY. NO.
1	BSP-2	
SCALE	CODE	
FULL		

NOTES
 THE CONTENTS OF THIS DRAWING ARE THE EXCLUSIVE PROPERTY
 OF THE TECHNICAL MATERIEL CORP. ITS UNAUTHORIZED USE OR
 REPRODUCTION IN WHOLE OR IN PART IS STRICTLY FORBIDDEN.

7 6 5 4 3 2 1